



Summary of Construction Contracts

Item	Highway	Low Bid	State Estimate	Difference	Percent
2d	Flagstaff	\$ 247,409.23	\$ 229,657.00	\$ 17,752.23	+7.7%
2e	Globe	\$ 227,000.00	\$ 223,282.00	\$ 3,718.00	+1.7%
2f	Safford	\$ 367,968.27	\$ 358,245.00	\$ 9,723.27	+2.7%
2g	US 60	\$ 247,000.00	\$ 238,285.75	\$ 8,714.25	+3.7%
2h	SR 75	\$ 411,181.70	\$ 411,979.90	\$ (798.20)	-0.2%
2i	SR 80	\$ 154,500.00	\$ 174,421.50	\$ (19,921.50)	-11.4%
2j	SR 90	\$ 1,121,211.00	\$ 1,113,547.75	\$ 7,663.25	+0.7%
2k	US 95	\$ 8,761,704.16	\$ 8,070,139.10	\$ 691,565.06	+8.6%
2l	SR 202L & I-10	\$ 3,854,742.00	\$ 3,818,862.19	\$ 35,879.81	+0.9%
2m	I-10 & SR 101L	\$ 629,527.00	\$ 625,352.00	\$ 4,175.00	+0.7%
2n	Various	\$ 4,528,488.60	\$ 5,026,983.40	\$ (498,494.80)	-9.9%

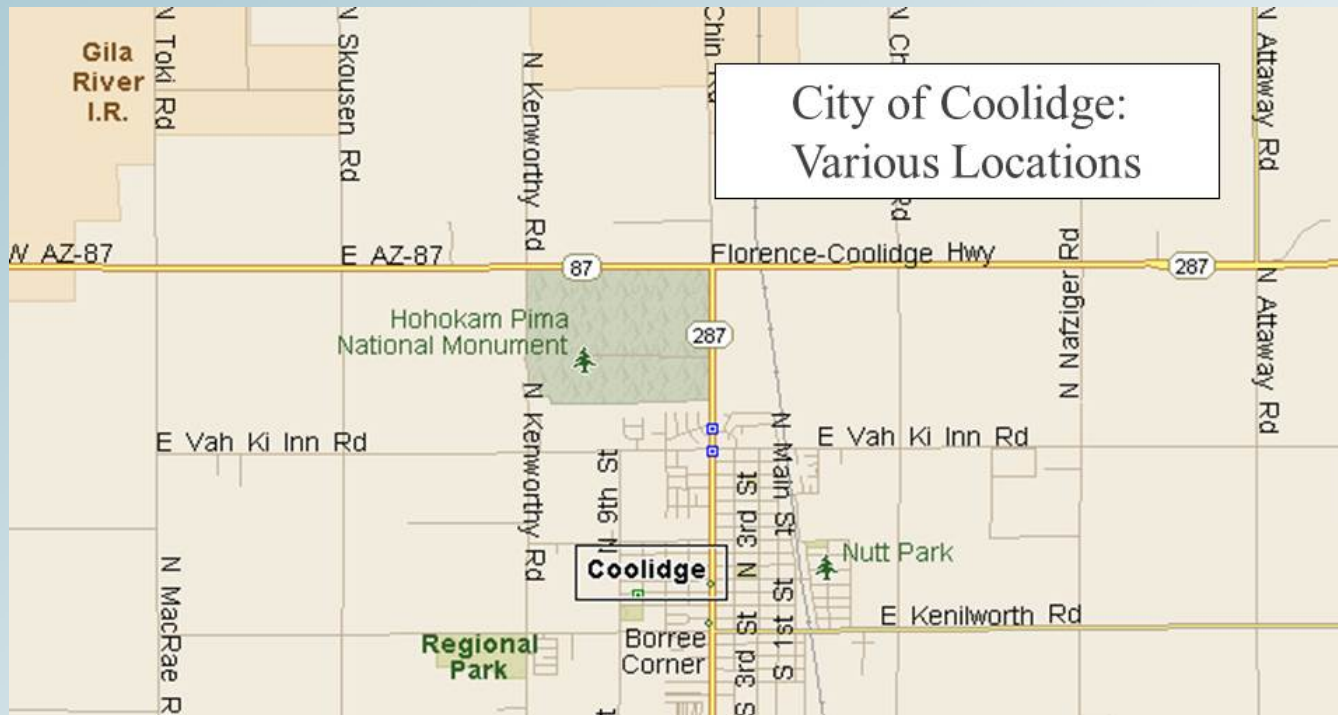


Summary of Construction Contracts

Item	Highway	Low Bid	State Estimate	Difference	Percent
10a	Coolidge	\$ 149,434.18	\$ 181,710.20	\$ (32,276.02)	-17.8%
10b	Gila County	\$ 1,866,300.90	\$ 1,640,911.15	\$ 225,389.75	+13.7%
10c	Santa Cruz Co.	\$ 519,721.00	\$ 428,291.00	\$ 91,430.00	+21.3%
10d	Sierra Vista	\$ 436,270.00	\$ 360,253.50	\$ 76,016.50	+21.1%
10e	US 60	\$ 8,034,690.55	\$ 7,150,411.00	\$ 884,279.55	+12.4%
10f	US 70	\$ 673,009.00	\$ 500,773.00	\$ 172,236.00	+34.4%
10g	SR 202L	\$109,177,109.00	\$ 98,112,000.00	\$ 11,065,109.00	+11.3%
10h	SR 202L	\$ 2,462,298.38	\$ 1,722,805.00	\$ 739,493.38	+42.9%
10i	SR 260	\$ 311,859.60	\$ 602,514.00	\$ (290,654.40)	-48.2%
10j	Statewide	\$ 846,584.95	\$ 1,264,230.69	\$ (417,645.74)	-33.0%
10k	Safford	\$ 1,484,159.03	\$ 1,130,028.70	\$ 354,130.33	+31.3%
10l	SR 260	\$ 490,884.00	\$ 650,394.00	\$ (159,510.00)	-24.5%
10m	I-8	\$ 716,046.61	\$ 598,574.00	\$ 117,472.61	+19.6%
	TOTAL	\$147,719,099.16	\$134,633,651.83	\$ 13,085,447.33	+9.7%



Agenda Item 10a: City of Coolidge

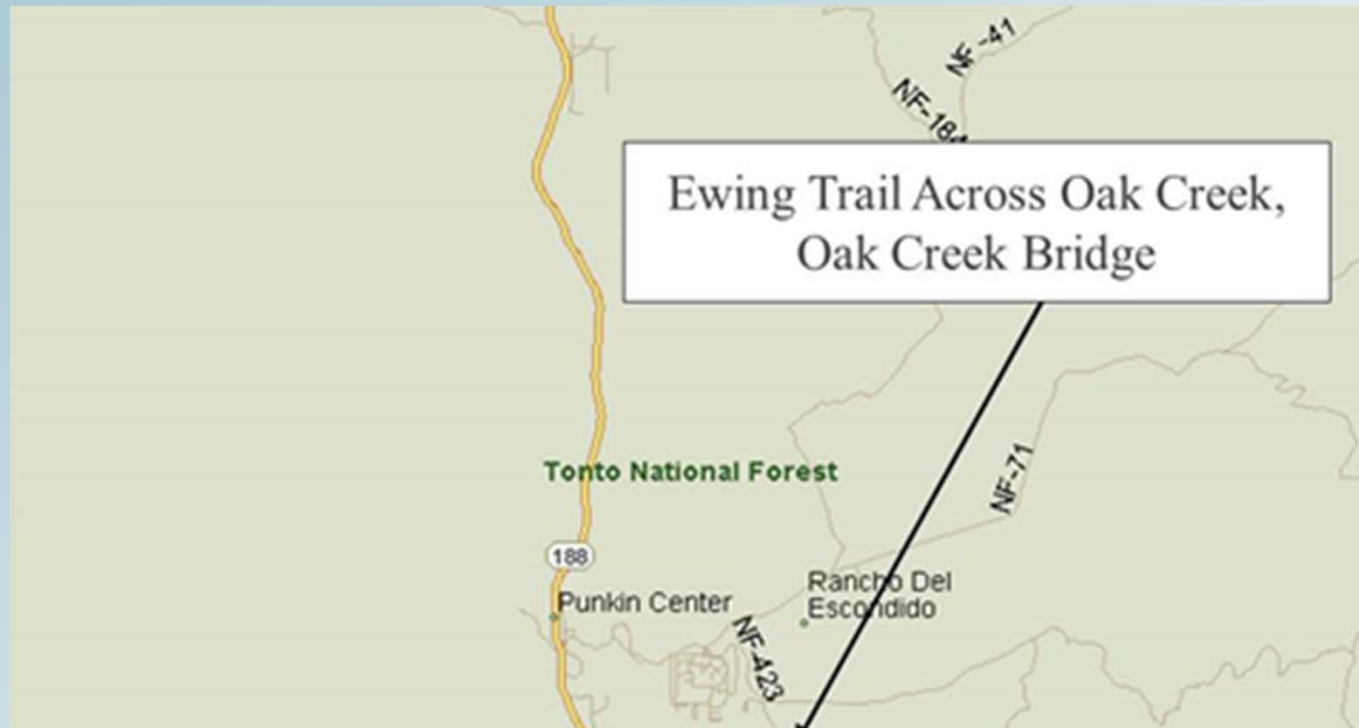


LowBid	\$ 149,434.18
State Estimate	\$ 181,710.20
\$ Under	\$ (32,276.02)
% Under	-17.8%

- Reasons for Difference:**
- **Thermoplastic Striping**
 - **Mobilization**



Agenda Item 10b: Gila County



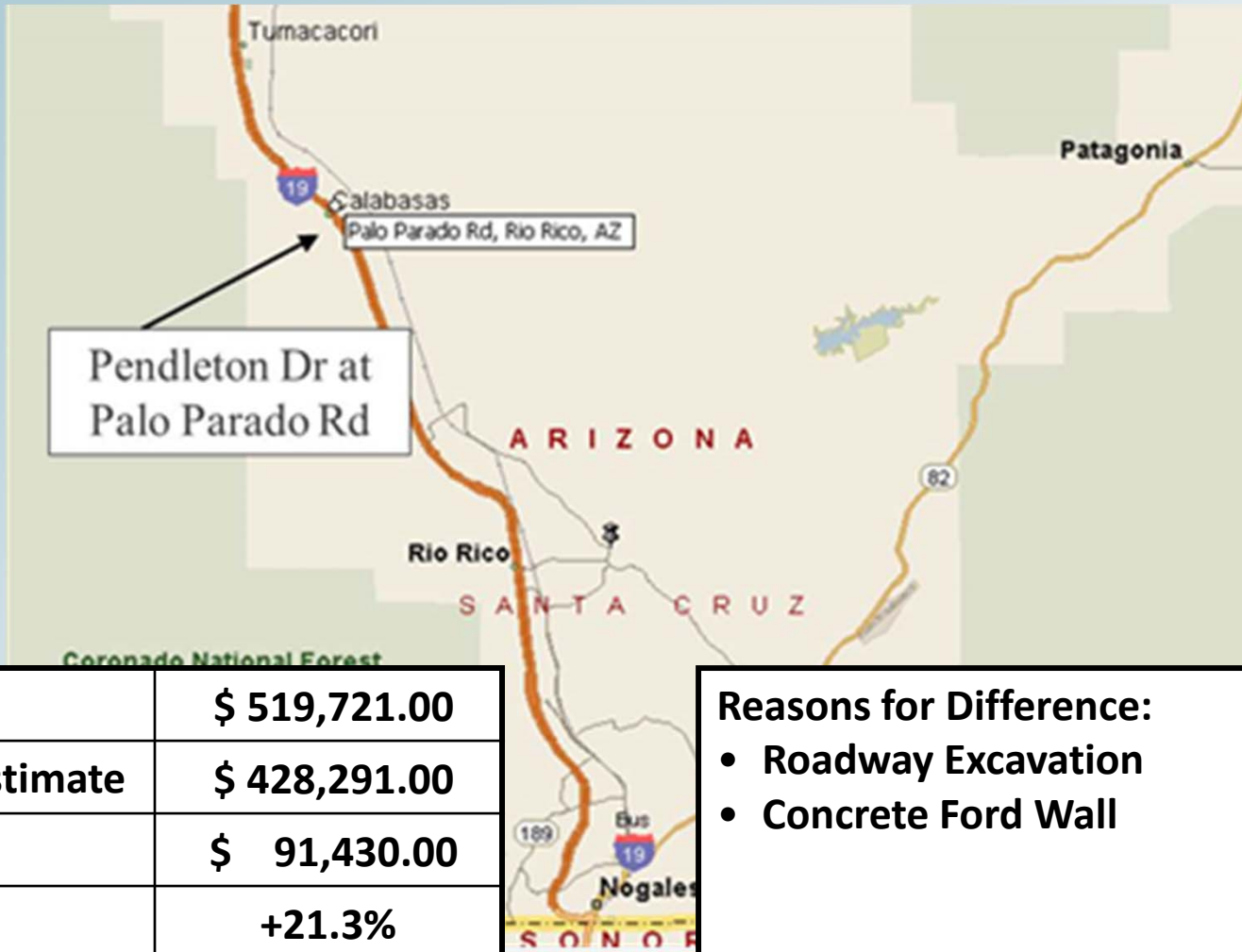
LowBid	\$ 1,866,300.90
State Estimate	\$ 1,640,911.15
\$ Over	\$ 225,389.75
% Over	+13.7%

Reasons for Difference:

- **Structural Concrete**
- **Prestressed Concrete Girders**
- **Riprap Gabion Mattress**



Agenda Item 10c: Santa Cruz County

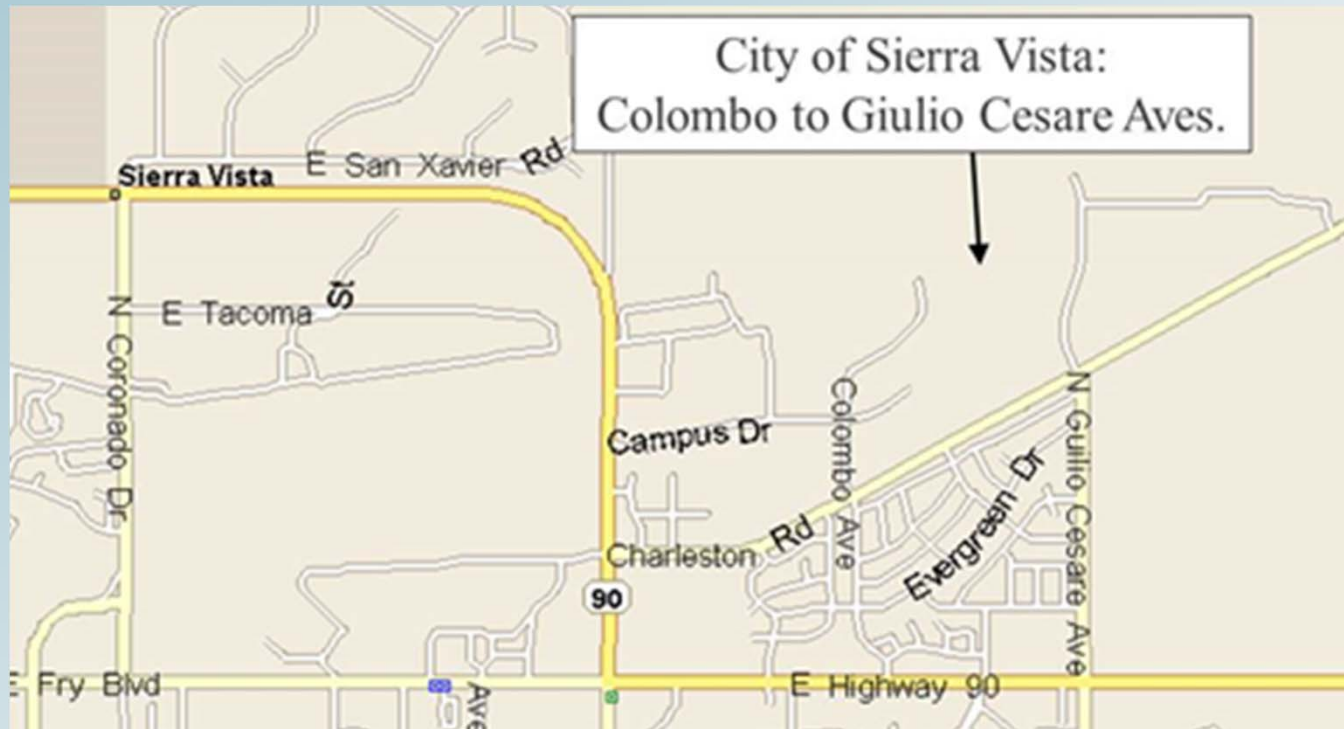


LowBid	\$ 519,721.00
State Estimate	\$ 428,291.00
\$ Over	\$ 91,430.00
% Over	+21.3%

- Reasons for Difference:**
- Roadway Excavation
 - Concrete Ford Wall



Agenda Item 10d: City of Sierra Vista

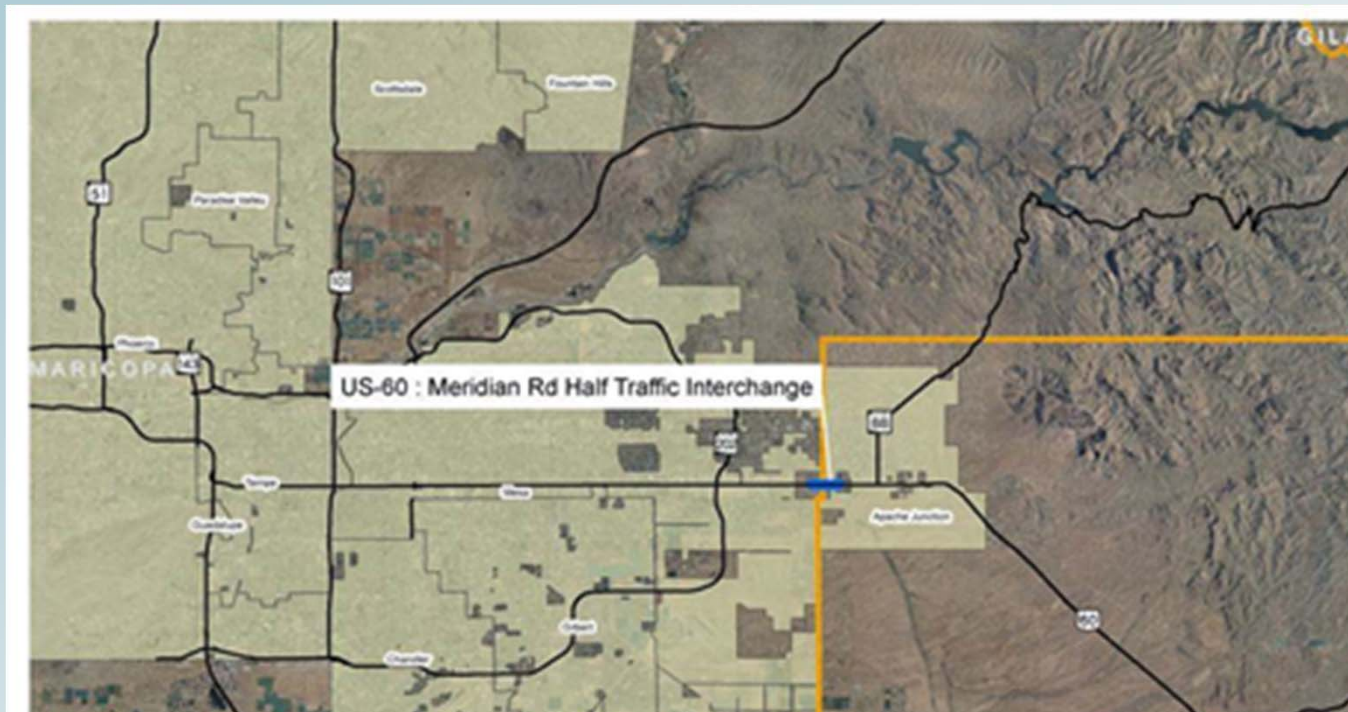


LowBid	\$ 436,270.00
State Estimate	\$ 360,253.50
\$ Over	\$ 76,016.50
% Over	+21.1%

- Reasons for Difference:**
- Aggregate Base
 - Construction Surveying & Layout
 - Mobilization



Agenda Item 10e: US 60

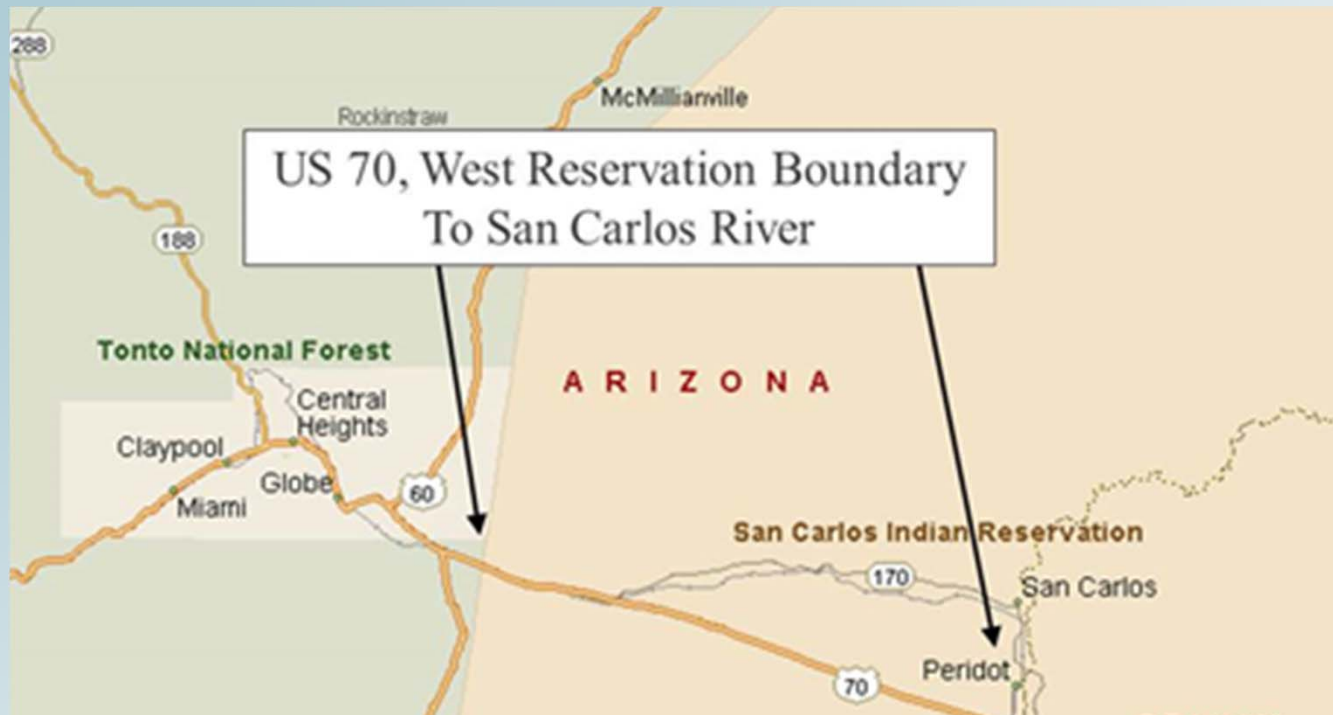


LowBid	\$ 8,034,690.55
State Estimate	\$ 7,150,411.00
\$ Over	\$ 884,279.55
% Over	+12.4%

- Reasons for Difference:**
- Borrow
 - Portland Cement Concrete Paving
 - Concrete Barrier Rail



Agenda Item 10f: US 70

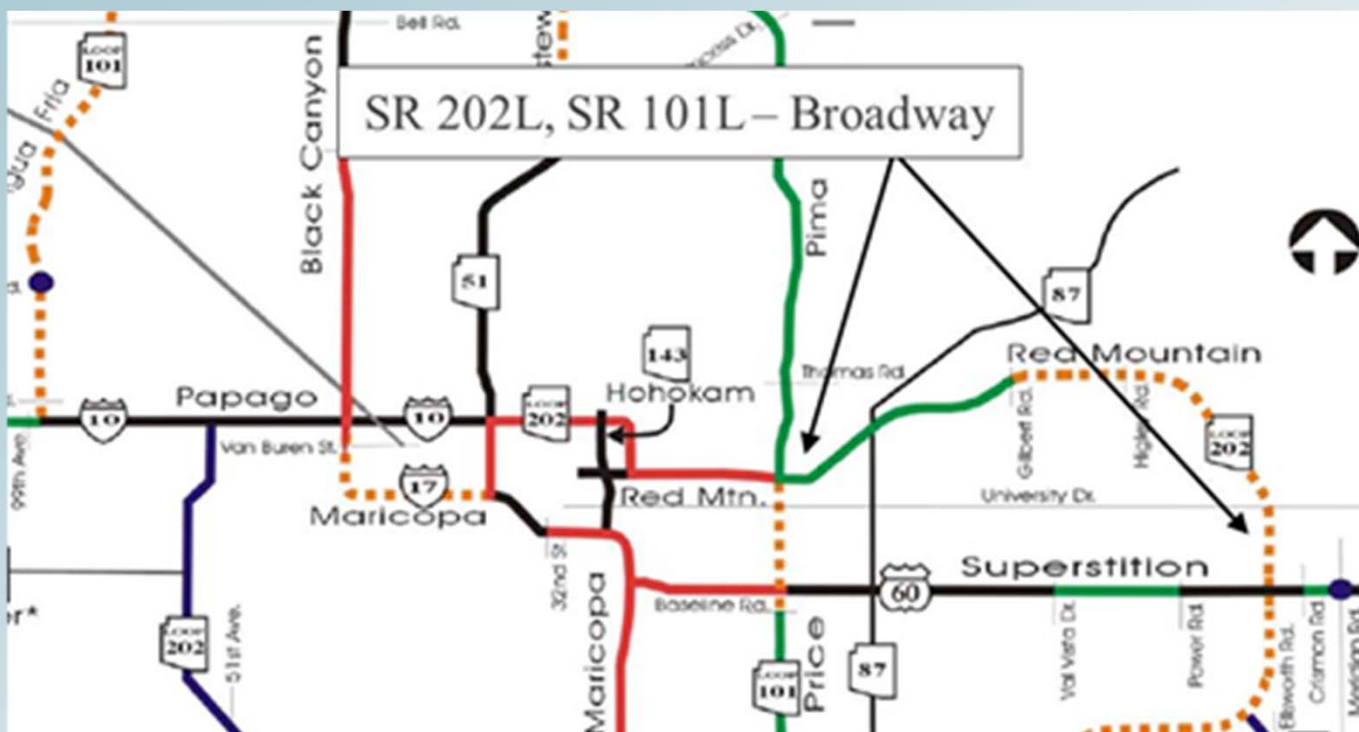


LowBid	\$ 673,009.00
State Estimate	\$ 500,773.00
\$ Over	\$ 172,236.00
% Over	+34.4%

Reasons for Difference:
<ul style="list-style-type: none"> • Roadway Excavation • Pole Foundation (Type E) • Electrical Conduit



Agenda Item 10g: SR 202L



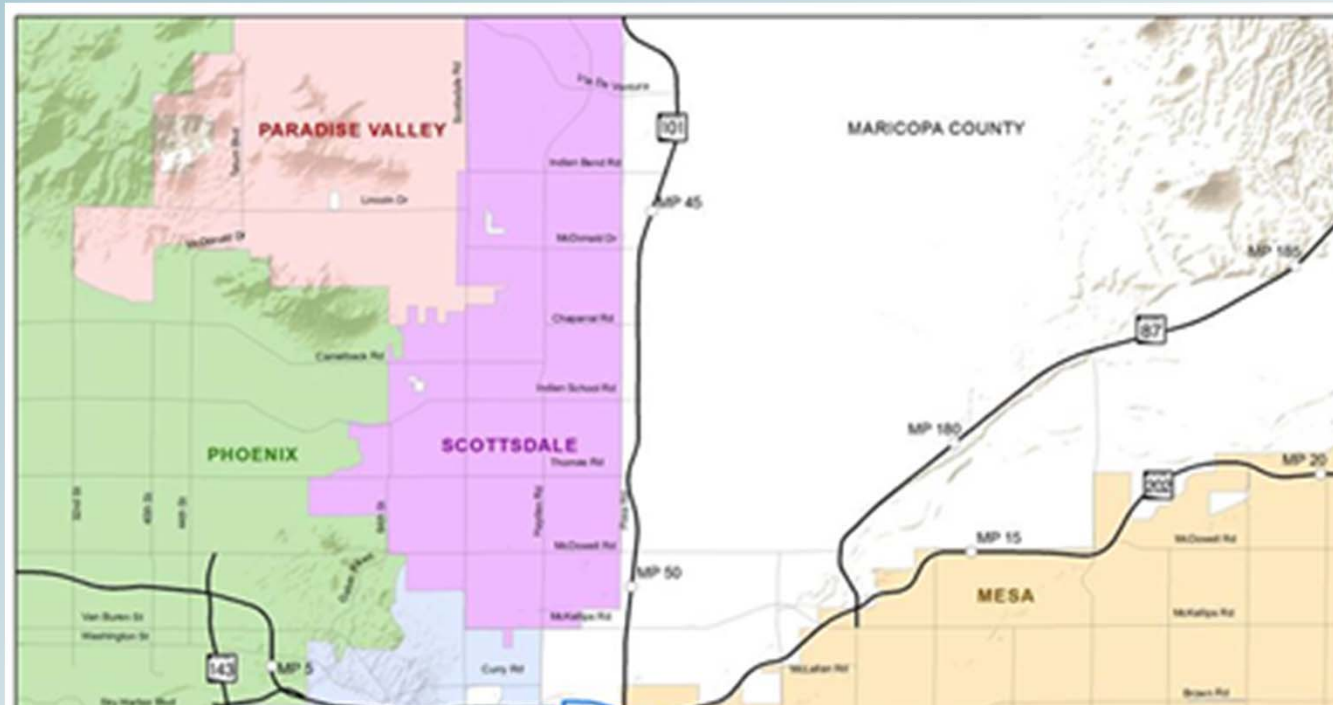
LowBid	\$ 109,177,109.00
State Estimate	\$ 98,112,000.00
\$ Over	\$ 11,065,109.00
% Over	+11.3%

Reasons for Difference:

- Roadway Construction
- Freeway Management System
- Reconstruct Drainage
- Bridges



Agenda Item 10h: SR 202L



LowBid	\$ 2,462,298.38
State Estimate	\$ 1,722,805.00
\$ Over	\$ 739,493.38
% Over	+42.9%

- Reasons for Difference:**
- Excavation
 - Electrical
 - Concrete Pathway



Agenda Item 10i: SR 260

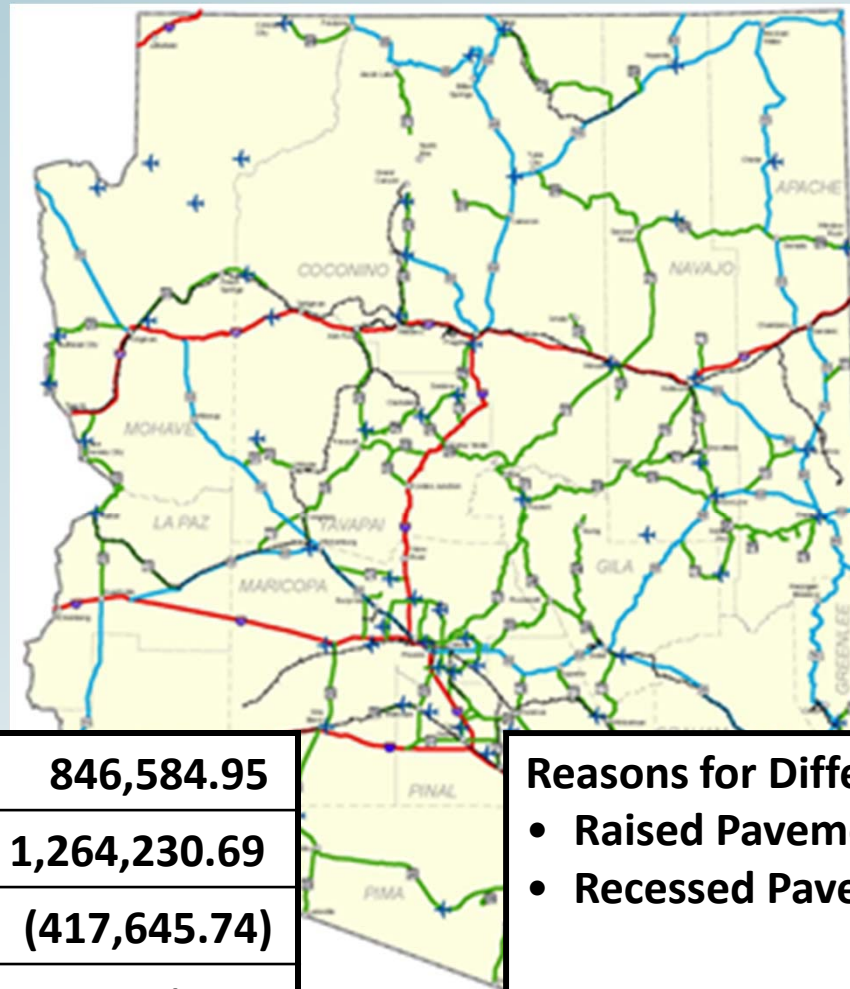


LowBid	\$ 311,859.60
State Estimate	\$ 602,514.00
\$ Under	\$ (290,654.40)
% Under	-48.2%

- Reasons for Difference:**
- Remove existing fence
 - Install new fence



Agenda Item 10j: Statewide



LowBid	\$ 846,584.95
State Estimate	\$ 1,264,230.69
\$ Under	\$ (417,645.74)
% Under	-33.0%

Reasons for Difference:

- **Raised Pavement Markers**
- **Recessed Pavement Markers**



Agenda Item 10k: City of Safford



LowBid	\$ 1,484,159.03
State Estimate	\$ 1,130,028.70
\$ Over	\$ 354,130.33
% Over	+31.3%

Postpone to October:

- Low bid exceeds project budget. Safford is working with SEAGO to determine if additional funds can be made available to award.



Agenda Item 10I: SR 260



LowBid	\$ 490,884.00
State Estimate	\$ 650,394.00
\$ Under	\$ (159,510.00)
% Under	-24.5%

Postpone to October:

- The Department needs additional time to complete its review of bids on this project.



Agenda Item 10m: I-8



LowBid	\$ 716,046.61
State Estimate	\$ 598,574.00
\$ Over	\$ 117,472.61
% Over	+19.6%

Reject all Bids:

- Low bid exceeds project budget. City of Yuma does not have the additional funds that would be needed to award this project.