



STATE ENGINEER'S REPORT

October 10, 2014 Transportation Board Meeting

- **122** projects under construction \$ **776.5** Million
- **16** projects finalized in **September** \$ **230.5** Million
- Fiscal Year to date: **29** projects finalized



Summary of Construction Contracts

Item	Highway	Low Bid	State Estimate	Difference	Percent
3g	Buckeye	\$ 199,115.00	\$ 229,617.00	\$ (30,502.00)	-13.3%
3h	I-19	\$ 2,681,286.67	\$ 2,609,720.00	\$ 71,566.67	+2.7%
3i	SR 86	\$ 7,118,191.10	\$ 6,696,179.60	\$ 422,011.50	+6.3%
3j	SR 89	\$ 2,183,908.24	\$ 2,060,951.65	\$ 122,956.59	+6.0%
3k	SR 303L	\$ 4,243,434.00	\$ 4,124,370.00	\$ 119,064.00	+2.9%
12a	Buckeye	\$ 824,404.00	\$ 887,728.00	\$ (63,324.00)	-7.1%
12b	Douglas	\$ 2,439,929.26	\$ 2,088,437.75	\$ 351,491.51	+16.8%
12c	Maricopa	\$ 61,690.00	\$ 74,184.00	\$ (12,494.00)	-16.8%
12d	Mohave County	\$ 97,958.28	\$ 134,579.50	\$ (36,621.22)	-27.2%
12e	Payson	\$ 51,438.70	\$ 73,718.65	\$ (22,279.95)	-30.2%
12f	Safford	\$ 1,484,159.03	\$ 1,130,028.70	\$ 354,130.33	+31.3%

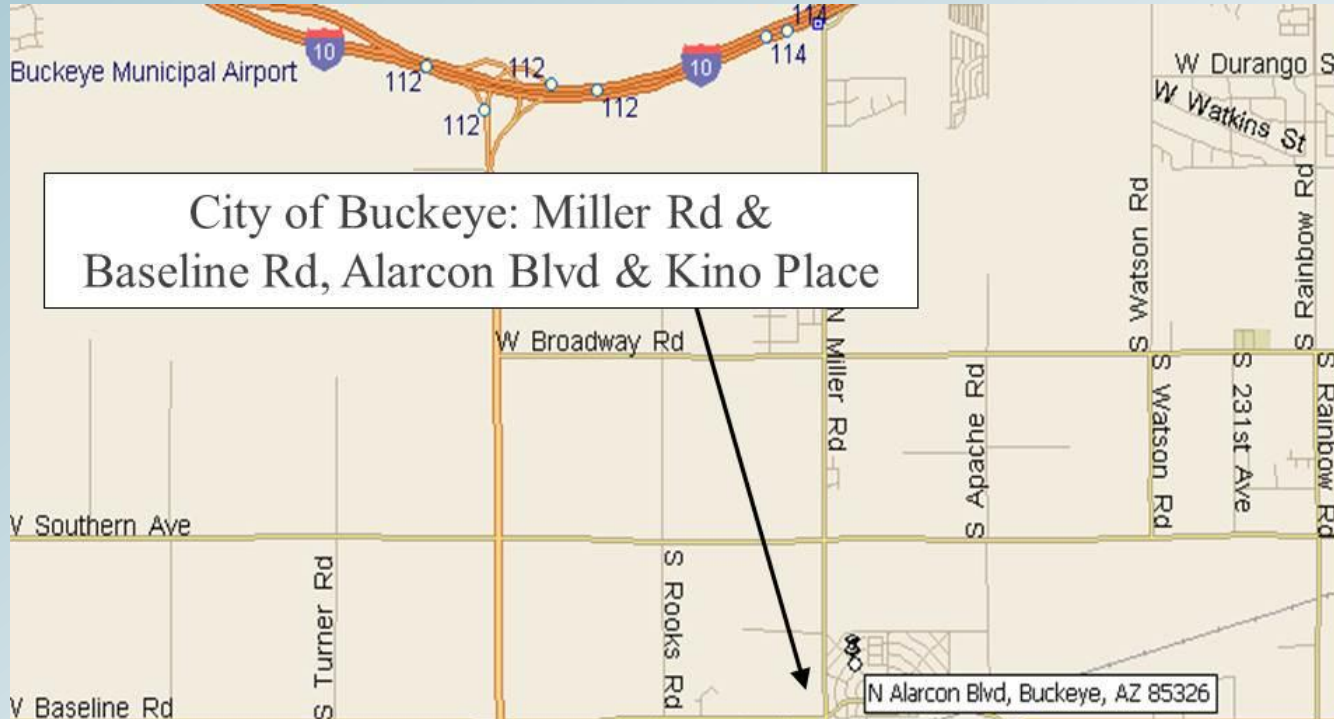


Summary of Construction Contracts

Item	Highway	Low Bid	State Estimate	Difference	Percent
12g	Sierra Vista	\$ 33,248.20	\$ 74,830.00	\$ (41,581.80)	-55.6%
12h	Surprise	\$ 1,199,202.90	\$ 950,657.00	\$ 248,545.90	+26.1%
12i	Wickenburg	\$ 429,512.80	\$ 370,921.00	\$ 58,591.80	+15.8%
12j	I-10	\$ 730,083.56	\$ 923,220.35	\$ (193,136.79)	-20.9%
12k	US 180	\$ 622,824.96	\$ 485,219.00	\$ 137,605.96	+28.4%
12l	US 191	\$ 298,581.08	\$ 227,448.00	\$ 71,133.08	+31.3%
12m	SR 260	\$ 490,884.00	\$ 650,394.00	\$ (159,510.00)	-24.5%
12n	Surprise	\$ 1,305,729.30	\$ 965,924.10	\$ 339,805.20	+35.2%
	TOTAL	\$ 26,495,581.08	\$ 24,758,128.30	\$ 1,737,452.78	+7.0%



Agenda Item 12a: City of Buckeye



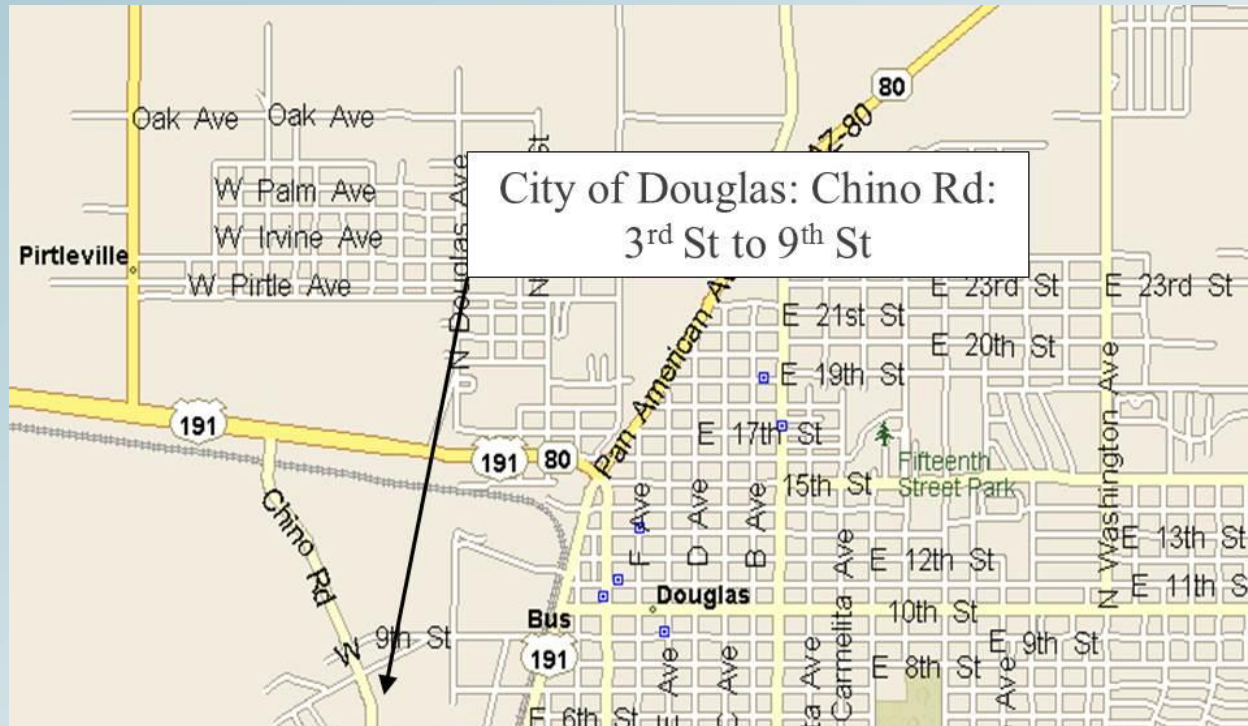
Low Bid	\$824,404.00
State Estimate	\$887,728.00
\$ Under	(\$63,324.00)
% Under	(7.1%)

Reasons for Difference:

- No major differences to report, inadvertently put on non-consent contracts list. Recommend award.



Agenda Item 12b: City of Douglas

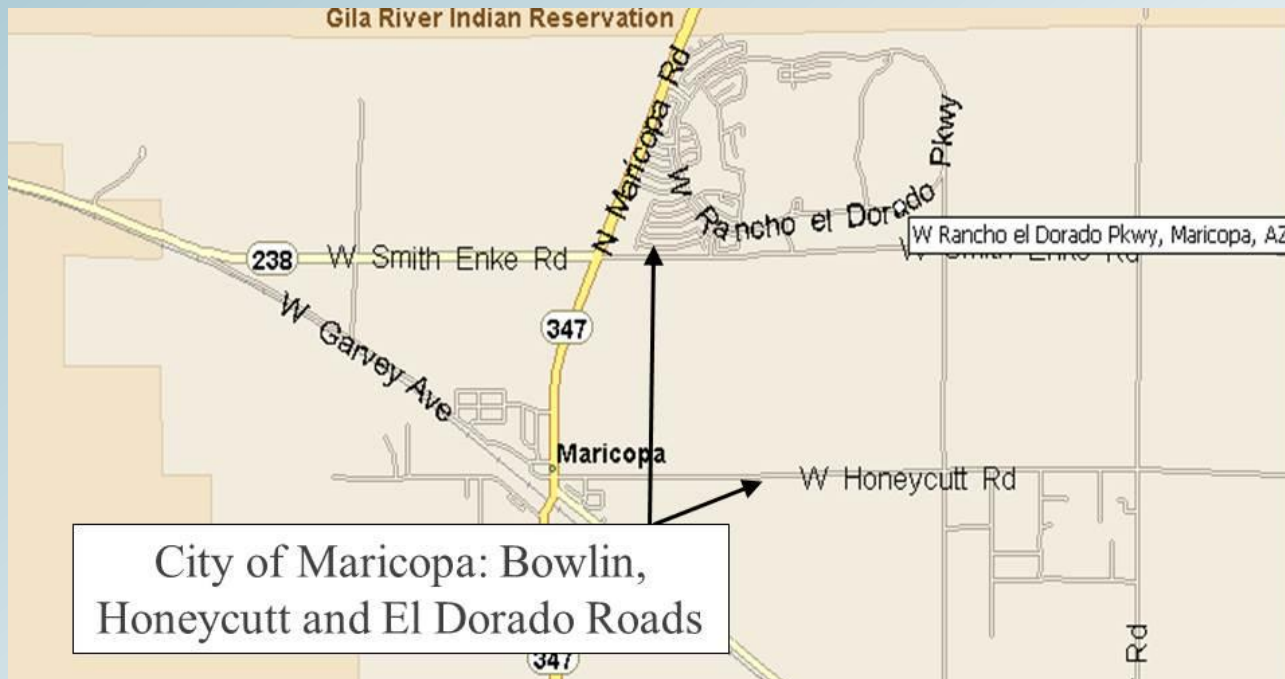


Low Bid	\$2,439,929.26
State Estimate	\$2,088,437.75
\$ Over	\$351,491.51
% Over	16.8%

- Reasons for Difference:**
- **Structural Concrete**
 - **Surveying and Layout**
 - **Mobilization**



Agenda Item 12c: City of Maricopa



City of Maricopa: Bowlin,
Honeycutt and El Dorado Roads

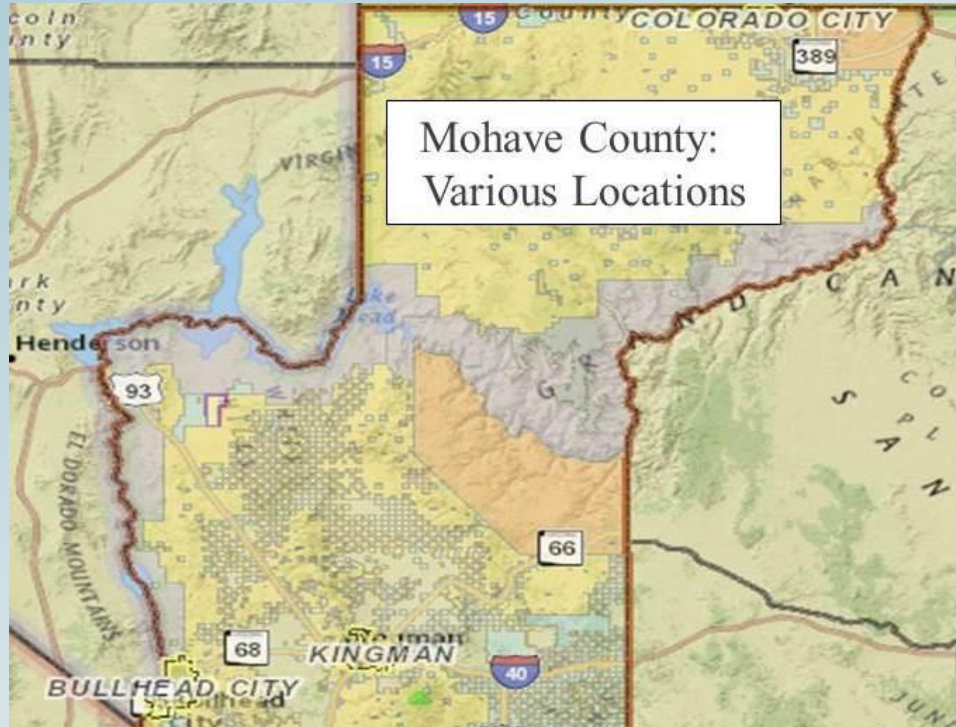
Low Bid	\$61,690.00
State Estimate	\$74,184.00
\$ Under	(\$12,494.00)
% Under	(16.8%)

Reasons for Difference:

- **Vehicle Speed Feedback Signs**



Agenda Item 12d: Mohave County

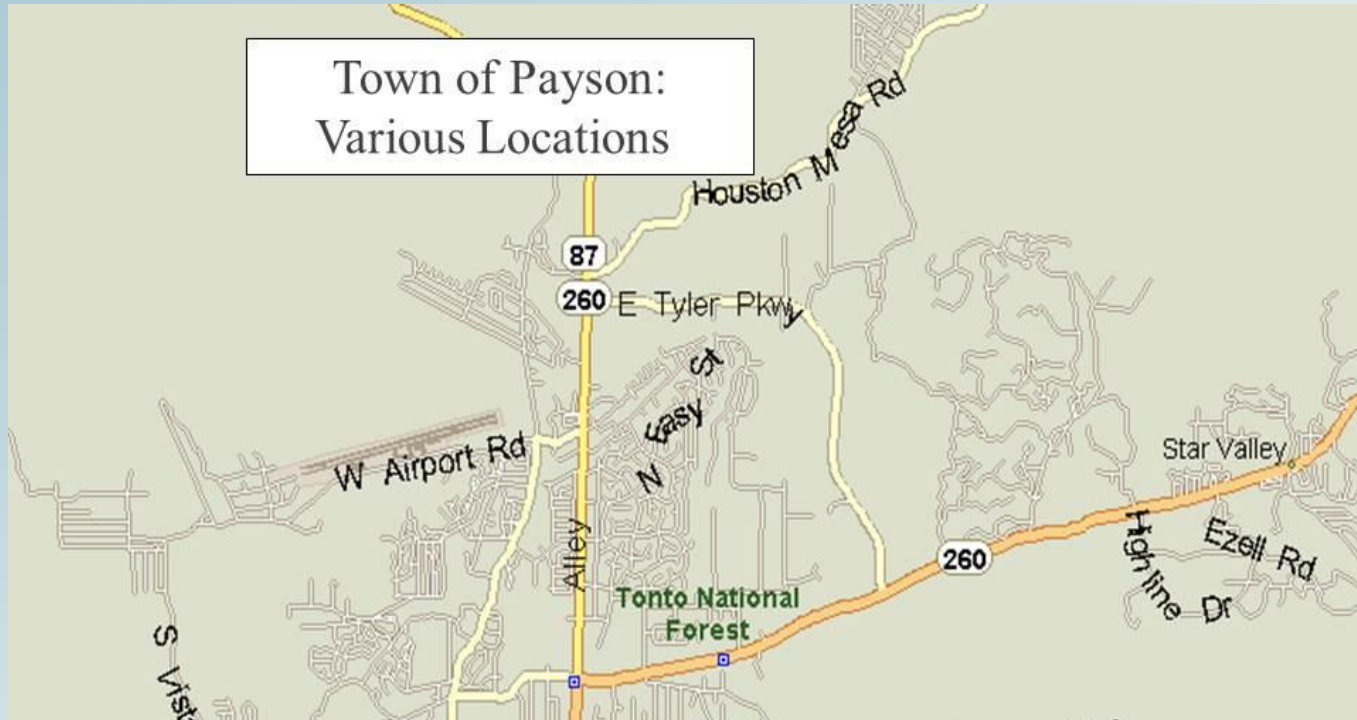


Low Bid	\$97,958.28
State Estimate	\$134,579.50
\$ Under	(\$36,621.22)
% Under	(27.2%)

- Reasons for Difference:**
- Sign Panels
 - Remove Sign Panels



Agenda Item 12e: Town of Payson

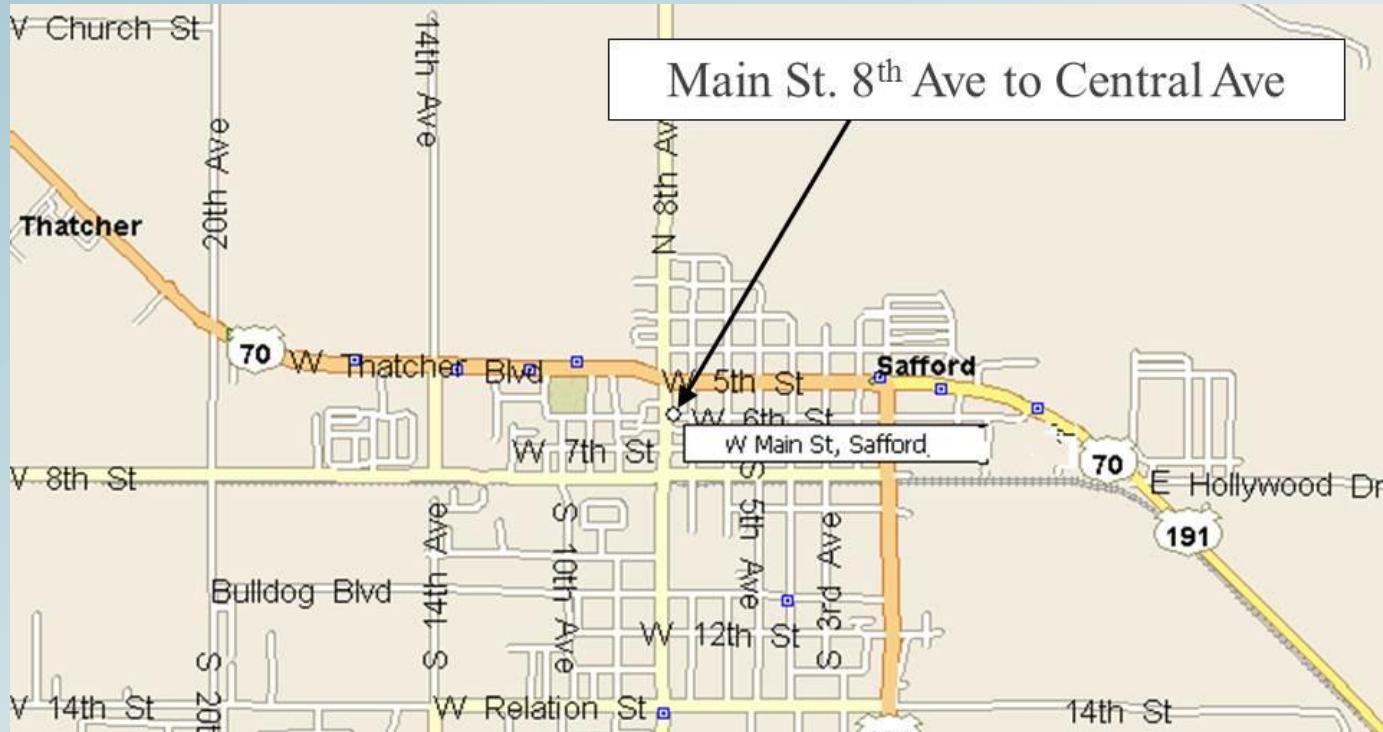


Low Bid	\$51,438.70
State Estimate	\$73,718.65
\$ Under	(\$22,279.95)
% Under	(30.2%)

- Reasons for Difference:**
- Pavement Striping
 - Pvmt Marking Legends & Symbols



Agenda Item 12f: City of Safford



Main St. 8th Ave to Central Ave

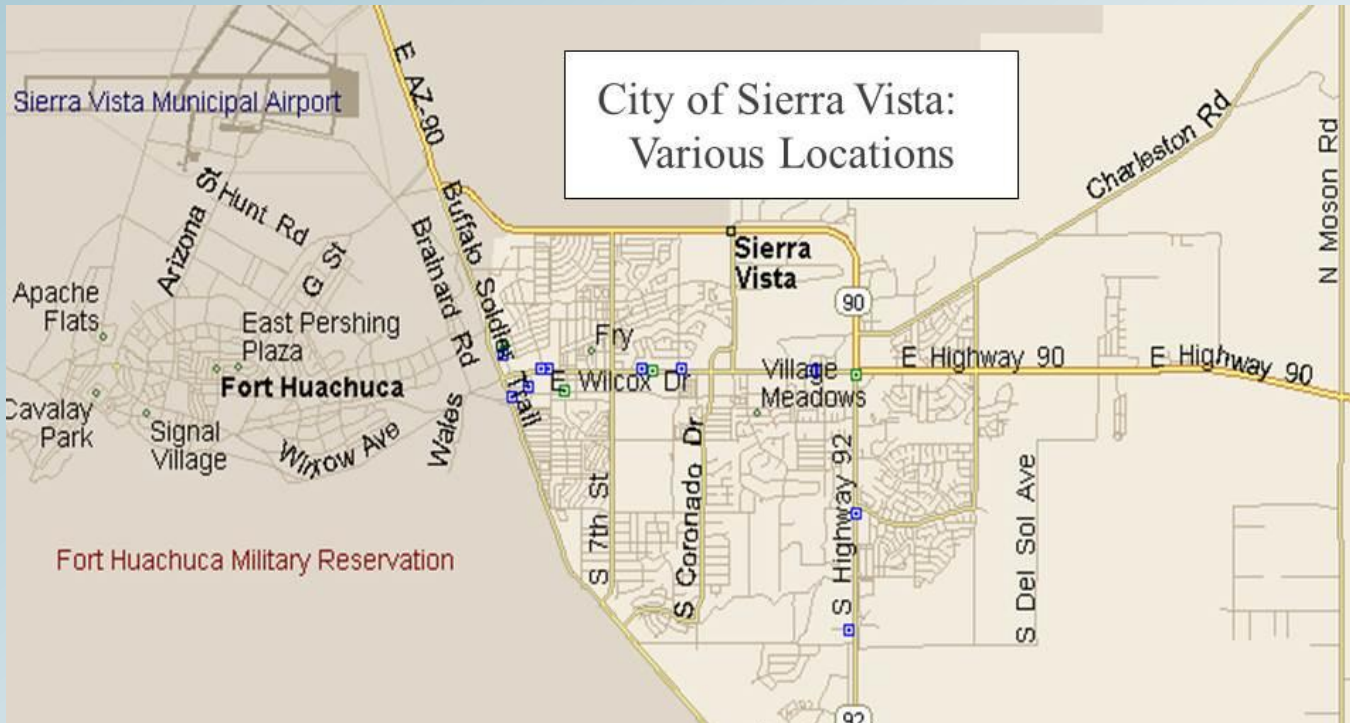
W Main St, Safford

Low Bid	\$1,484,159.03
State Estimate	\$1,130,028.70
\$ Over	\$354,130.33
% Over	31.3%

- Reasons for Difference:**
- Curb, Gutter, Sidewalk & Ramps
 - Decorative Light Poles
 - Control Cabinet
 - Concrete Quality Control



Agenda Item 12g: City of Sierra Vista



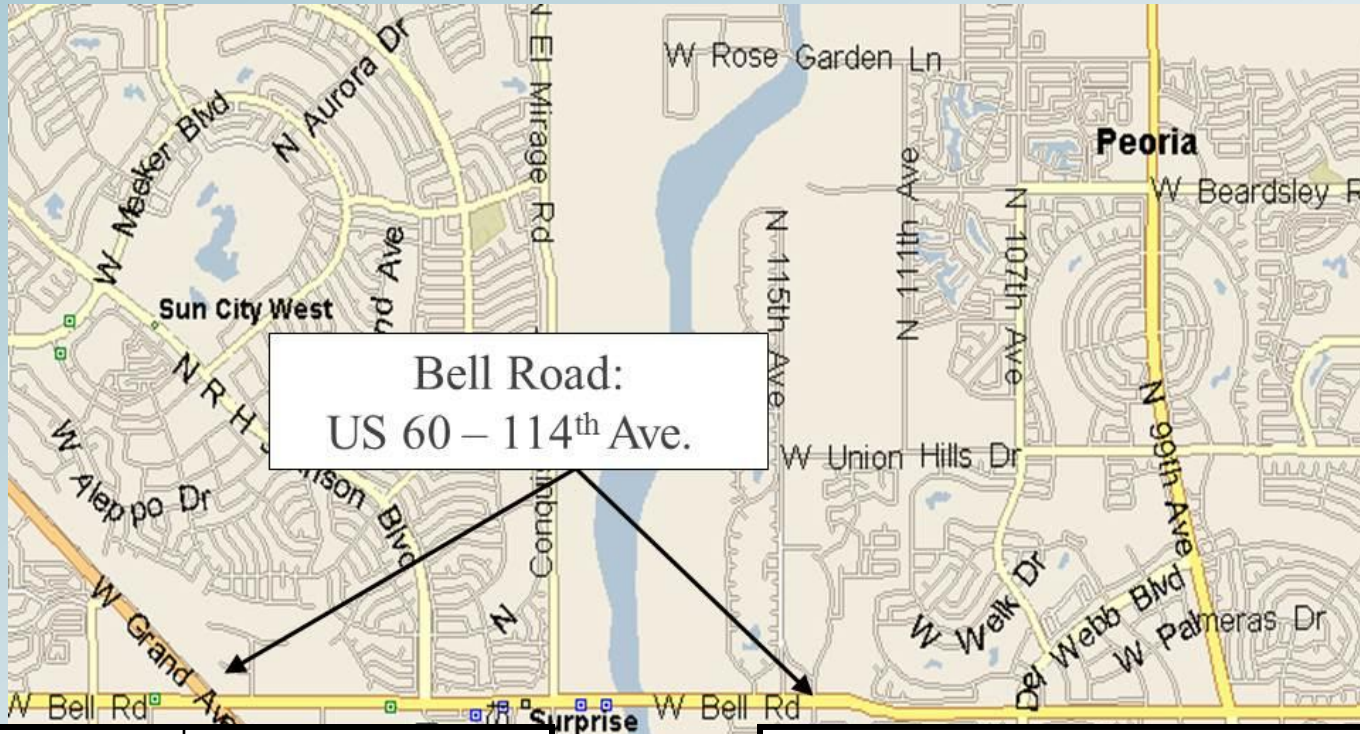
Low Bid	\$33,248.20
State Estimate	\$74,830.00
\$ Under	(\$41,581.80)
% Under	(55.6%)

Reasons for Difference:

- **Pedestrian Signal Countdown Modules**



Agenda Item 12h: City of Surprise

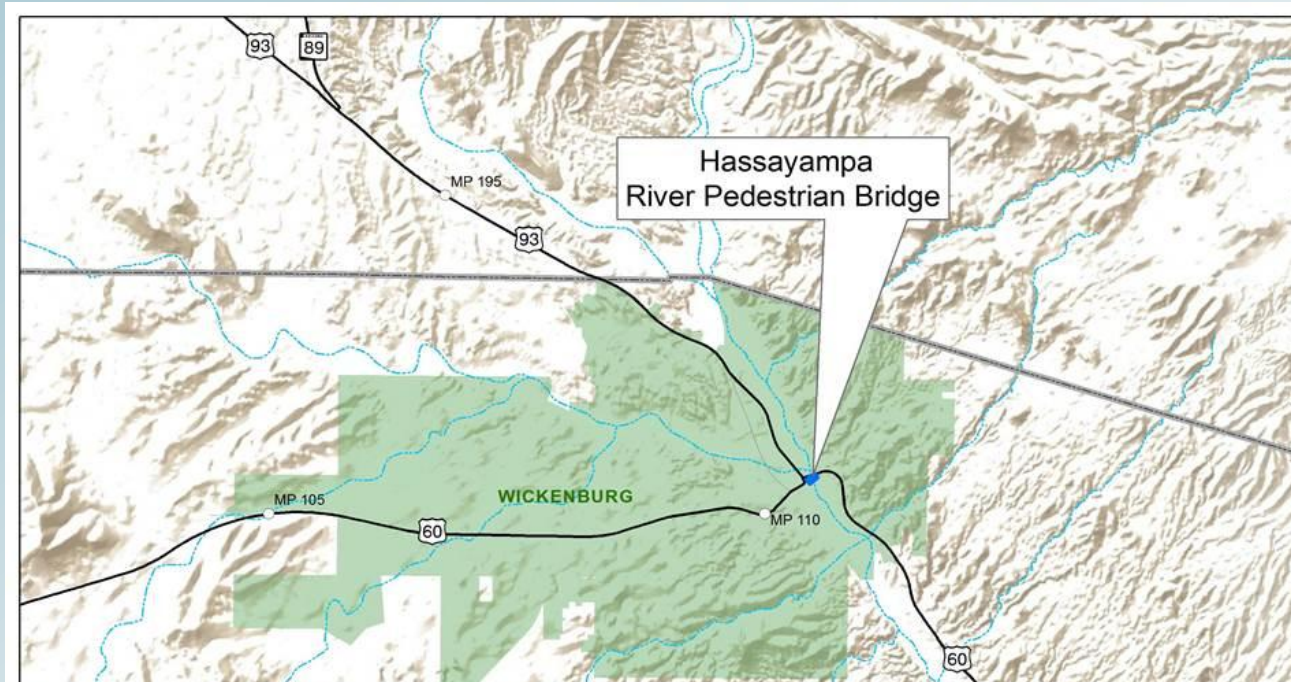


Low Bid	\$1,199,202.90
State Estimate	\$950,657.00
\$ Over	\$248,545.90
% Over	26.1%

- Reasons for Difference:**
- Subgrade Preparation & Borrow
 - Concrete driveways
 - Metal Handrail
 - Electrical Conduit



Agenda Item 12i: Town of Wickenburg

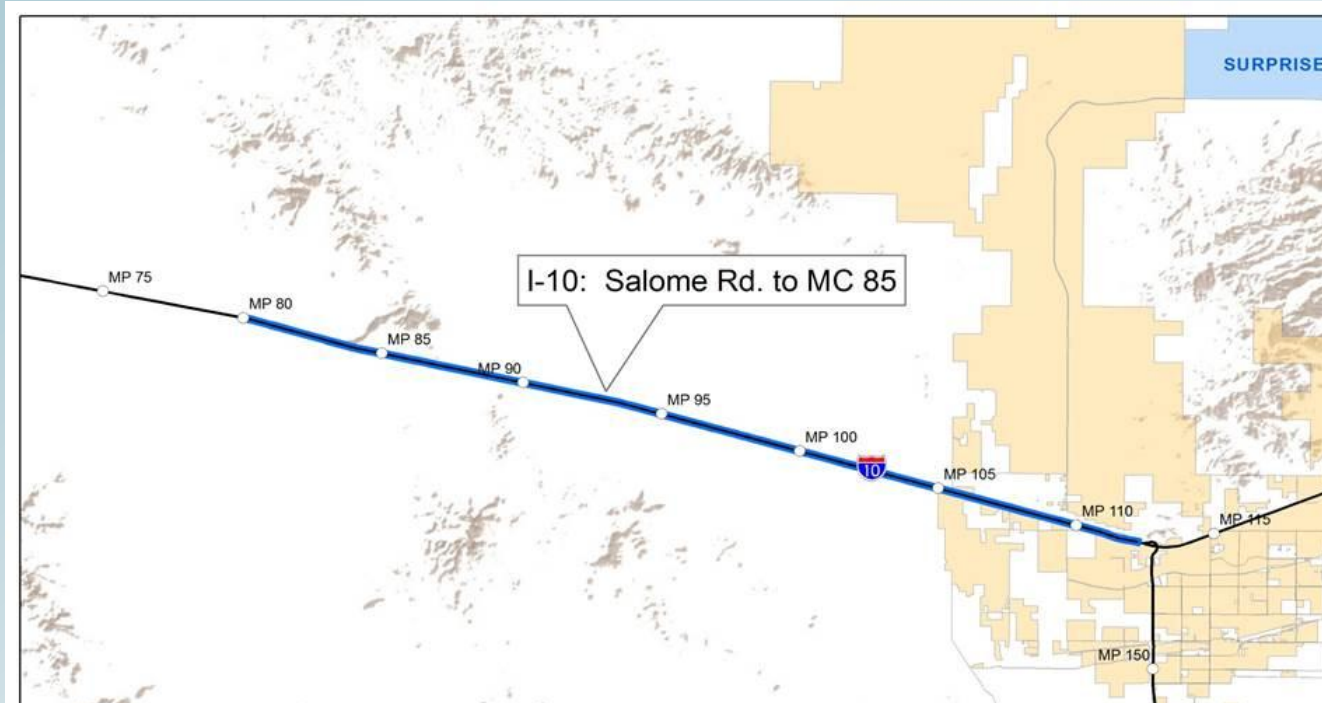


Low Bid	\$429,512.80
State Estimate	\$370,921.00
\$ Over	\$58,591.80
% Over	15.8%

- Reasons for Difference:**
- **Special Pedestrian Light Poles**



Agenda Item 12j: I-10

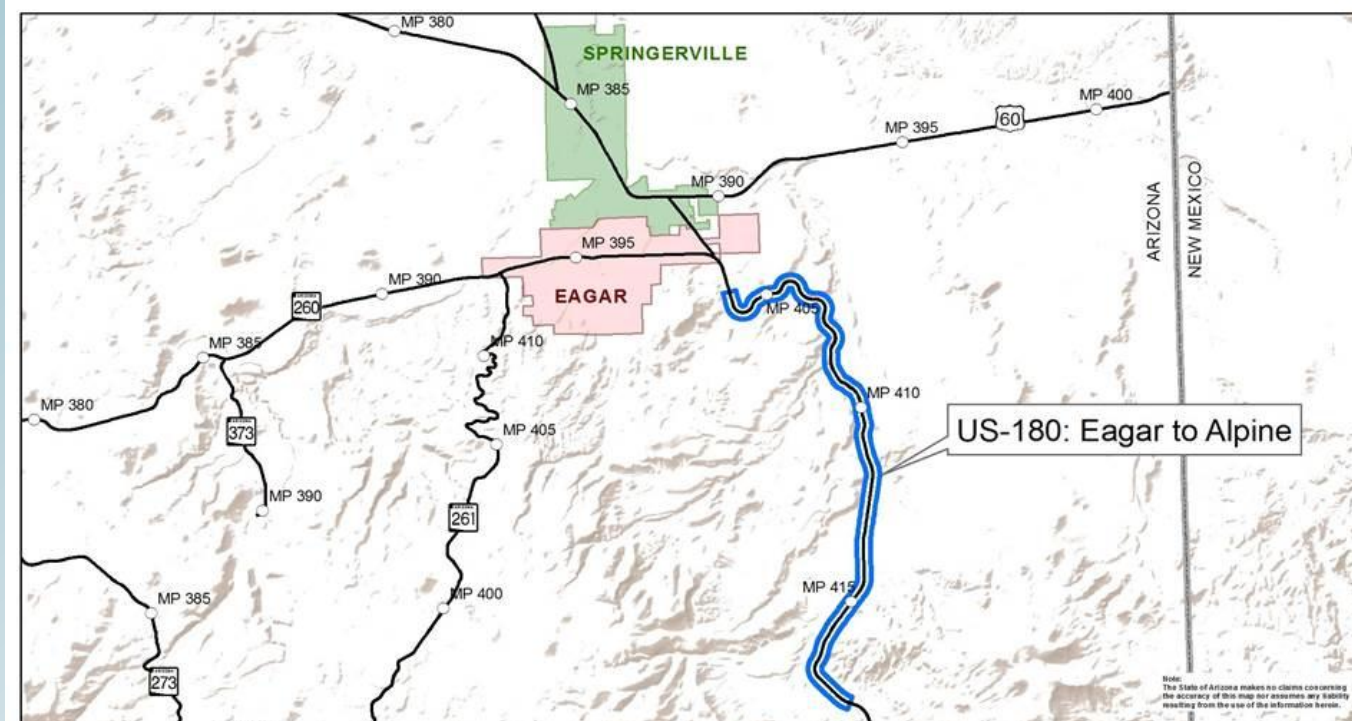


Low Bid	\$730,083.56
State Estimate	\$923,220.35
\$ Under	(\$193,136.79)
% Under	(20.9%)

Reasons for Difference:
<ul style="list-style-type: none"> • Crack Sealing



Agenda Item 12k: US 180



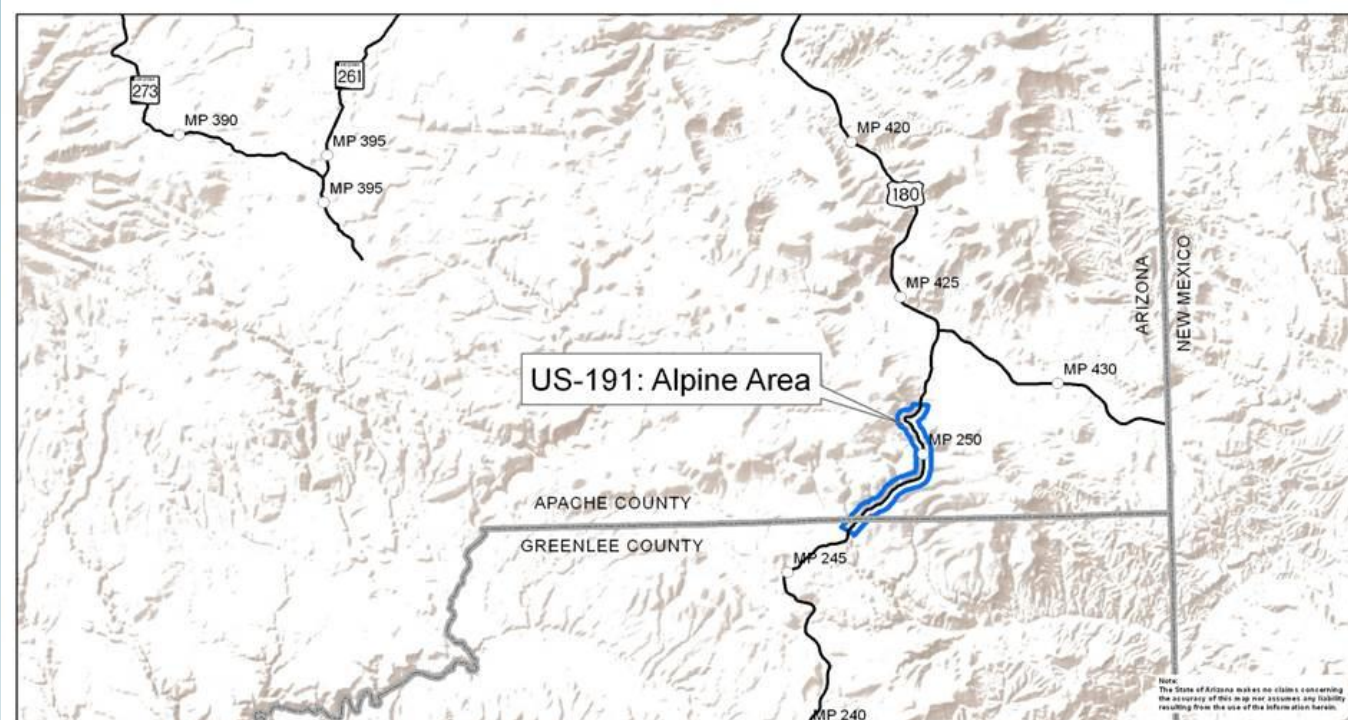
Low Bid	\$622,824.96
State Estimate	\$485,219.00
\$ Over	\$137,605.96
% Over	28.4%

Reasons for Difference:

- **Remove Fence**
- **Barbed Wire Game Fence**



Agenda Item 12I: US 191



Low Bid	\$298,581.08
State Estimate	\$227,448.00
\$ Over	\$71,133.08
% Over	31.3%

- Reasons for Difference:**
- **Barbed Wire Game Fence**



Agenda Item 12m: SR 260



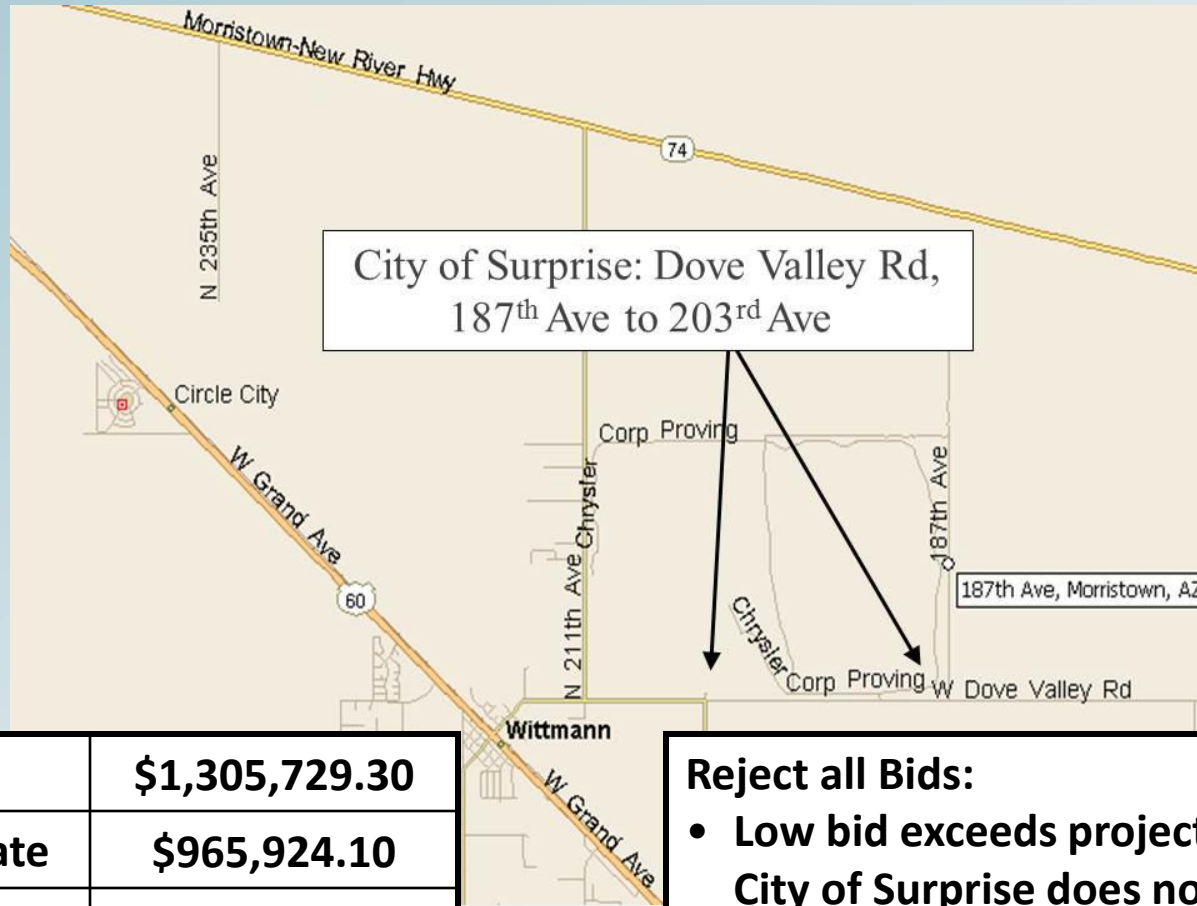
Low Bid	\$490,884.00
State Estimate	\$650,394.00
\$ Under	(\$159,510.00)
% Under	(24.5%)

Reasons for Difference:

- Seeding



Agenda Item 12n: City of Surprise



Low Bid	\$1,305,729.30
State Estimate	\$965,924.10
\$ Over	\$339,805.20
% Over	35.2%

Reject all Bids:

- Low bid exceeds project budget. City of Surprise does not have the additional funds that would be needed to award this project.