



## **Item #8**


### **Project Modifications to the FY2018-2022 Five Year Transportation Facilities Construction Program**

**SR 69 and 4<sup>th</sup> Street Bridge project up-dates**



## Current Status:

- ✓ A scoping document was completed but would need to be modified slightly
- ✓ JPA in place signed July 12, 2017 for design only
- ✓ Look to have designer under contract by end of October








## Current Status:

- ✓ A scoping is underway to determine if there is a need for a full reconstruction or if it is a bridge widening.
- ✓ JPA is in progress but needs the final scoping to move to completion.
- ✓ Scoping to be complete early 2018







# STATE ENGINEER'S REPORT

July 21, 2017 Transportation Board Meeting

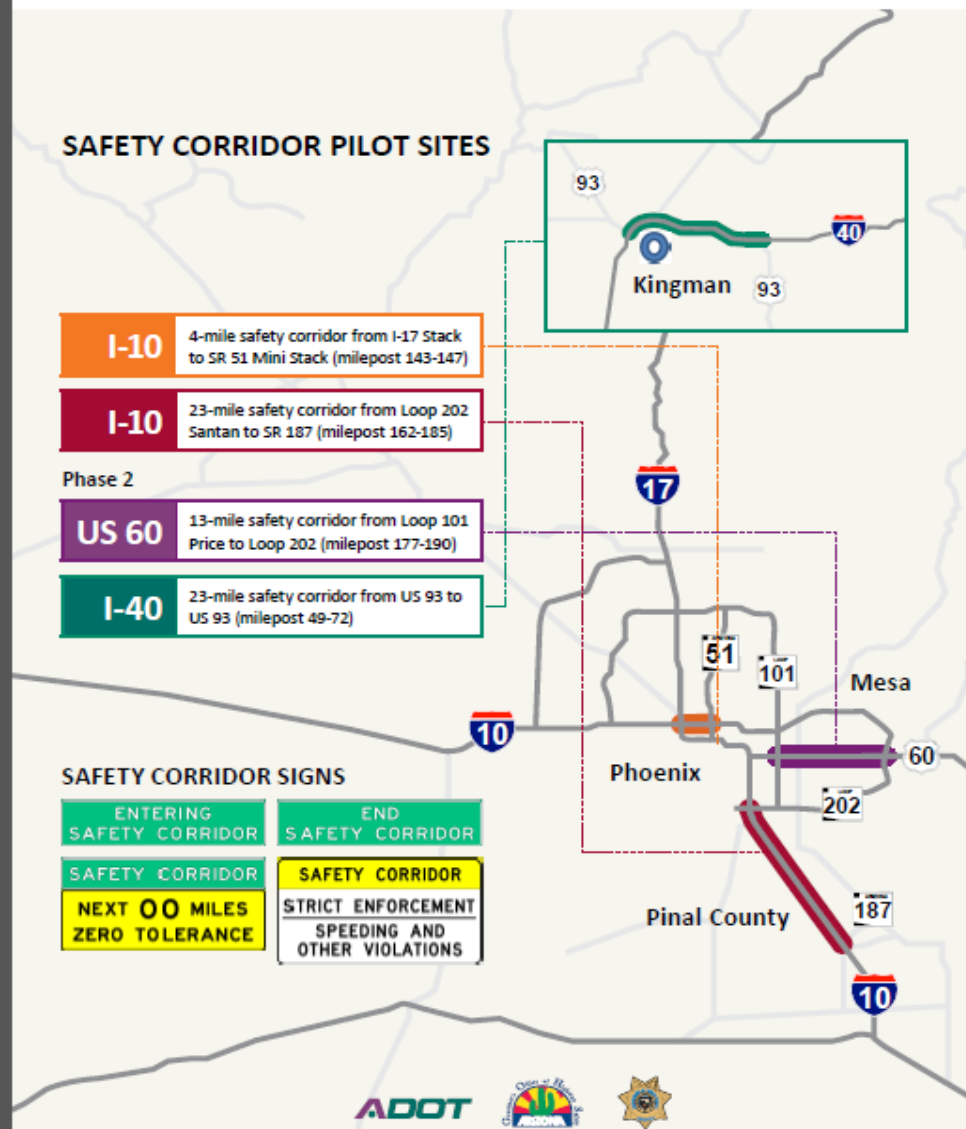
- **116** projects under construction      **\$1,527.7** Million
- **10** projects finalized in **April**      **\$20.0** Million
- Fiscal Year to date:      **133** projects finalized

Safety Corridors are special segments of interstates that have been selected for focused **driver education** and **increased law enforcement**

The intent of the Safety Corridors is to save lives by targeting and **reducing unacceptable driver behavior**. The practice has been used throughout the country with varying degrees of success.

Safety Corridors were selected through a combination of statewide traffic crash data and law enforcement observations. All corridors have two things in common. They all have a **high number of sever/fatal crashes** and the primary cause of these crashes is **driver behavior** (speeding, lack of restraint, impairment).

# Safety Corridors

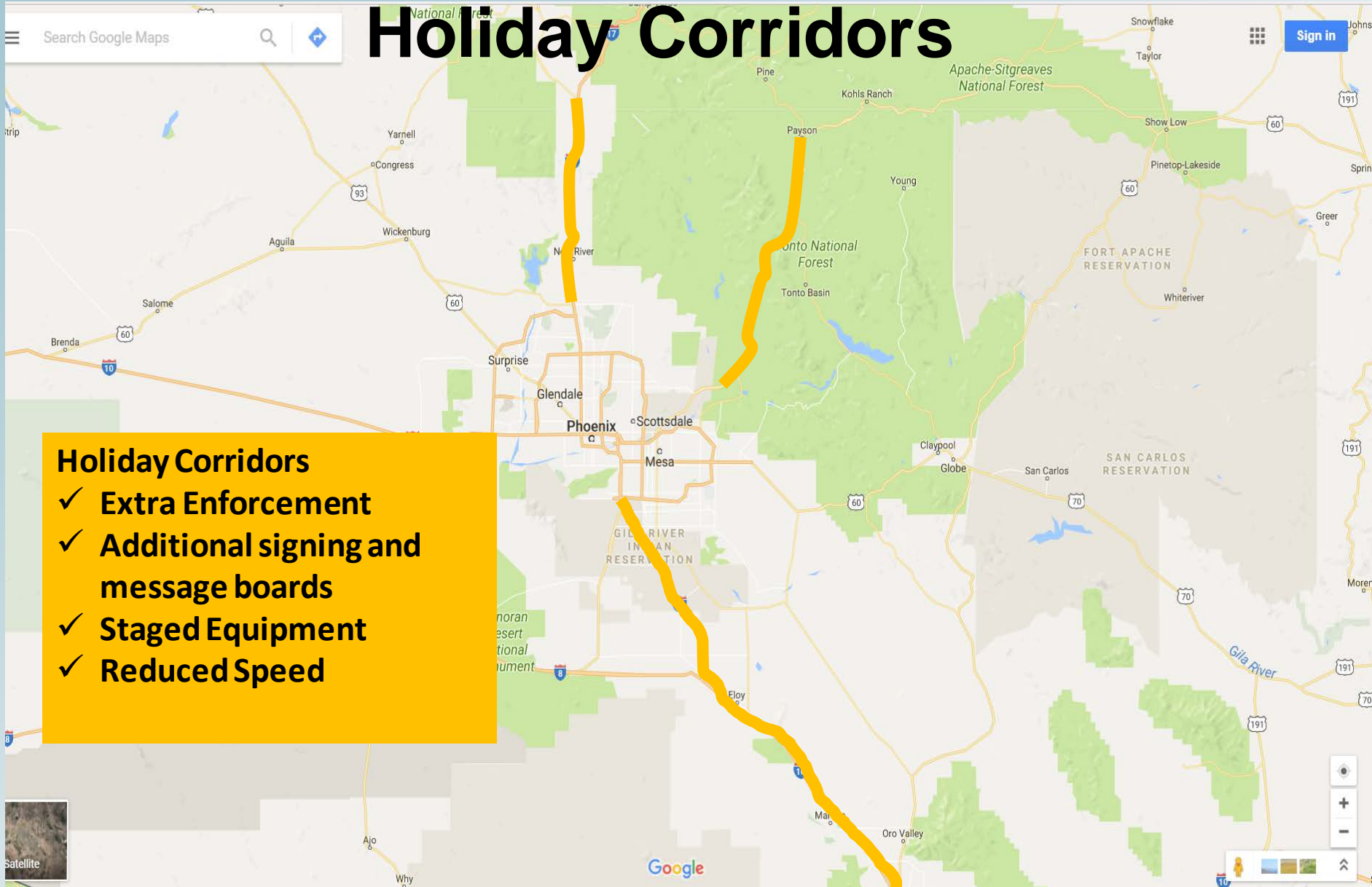




# Holiday Corridors

## Holiday Corridors

- ✓ Extra Enforcement
- ✓ Additional signing and message boards
- ✓ Staged Equipment
- ✓ Reduced Speed





# Summary of Construction Contracts

Item	Highway	Low bid	State Estimate	Difference	Percent
3f	Local	\$570,886.74	\$640,842.90	(\$69,956.16)	-10.9%
3g	Local	\$761,167.00	\$856,073.00	(\$94,906.00)	-11.1%
3h	Local	\$385,352.60	\$437,056.50	(\$51,703.90)	-11.8%
3i	I-40	\$667,214.91	\$615,329.86	\$51,885.05	8.4%
3j	US 60	\$1,698,100.00	\$1,923,500.00	(\$225,400.00)	-11.7%
3k	SR 87	\$1,427,750.00	\$1,625,737.60	(\$197,987.60)	-12.2%
3l	SR 95	\$1,942,622.10	\$1,798,301.20	\$144,320.90	8.0%
10a*	Local	\$538,000.00	\$490,200.00	\$47,800.00	9.8%
10b*	Local	\$1,361,893.08	\$900,361.55	\$461,531.53	51.3%
10c*	Local	\$595,000.00	\$477,867.00	\$117,133.00	24.5%
10d*	Local	\$315,000.00	\$392,000.00	(\$77,000.00)	-19.6%
10e*	Local	\$242,484.42	\$211,057.50	\$31,426.92	14.9%
10f*	Local	\$447,500.00	\$392,722.00	\$54,778.00	13.9%
10g*	Local	\$743,936.00	\$701,573.85	\$42,362.15	6.0%
10h*	SR 79	\$618,961.62	\$809,624.22	(\$190,662.60)	-23.5%
10i*	SR 90	\$2,633,000.00	\$2,145,017.00	\$487,983.00	22.7%
10j*	US 191	\$668,231.00	\$462,946.00	\$205,285.00	44.3%
10k*	SR 260	\$482,564.54	\$857,305.77	(\$374,741.23)	-43.7%
<b>TOTAL THIS MONTH</b>		\$16,099,664.01	\$15,737,515.95	\$362,148.06	2.3%
<b>TOTAL FY TO DATE</b>		\$445,790,409.90	\$440,975,800.68	\$4,814,609.22	1.1%

\* Non-consent (Contract) items





## Agenda Item 10a: Local



Pine Knoll Dr;  
San Francisco St to Lone Tree Rd.

Low Bid	\$538,000.00
State Estimate	\$490,200.00
\$ Over	\$47,800.00
% Over	9.8%

**Recommendation: Postpone**

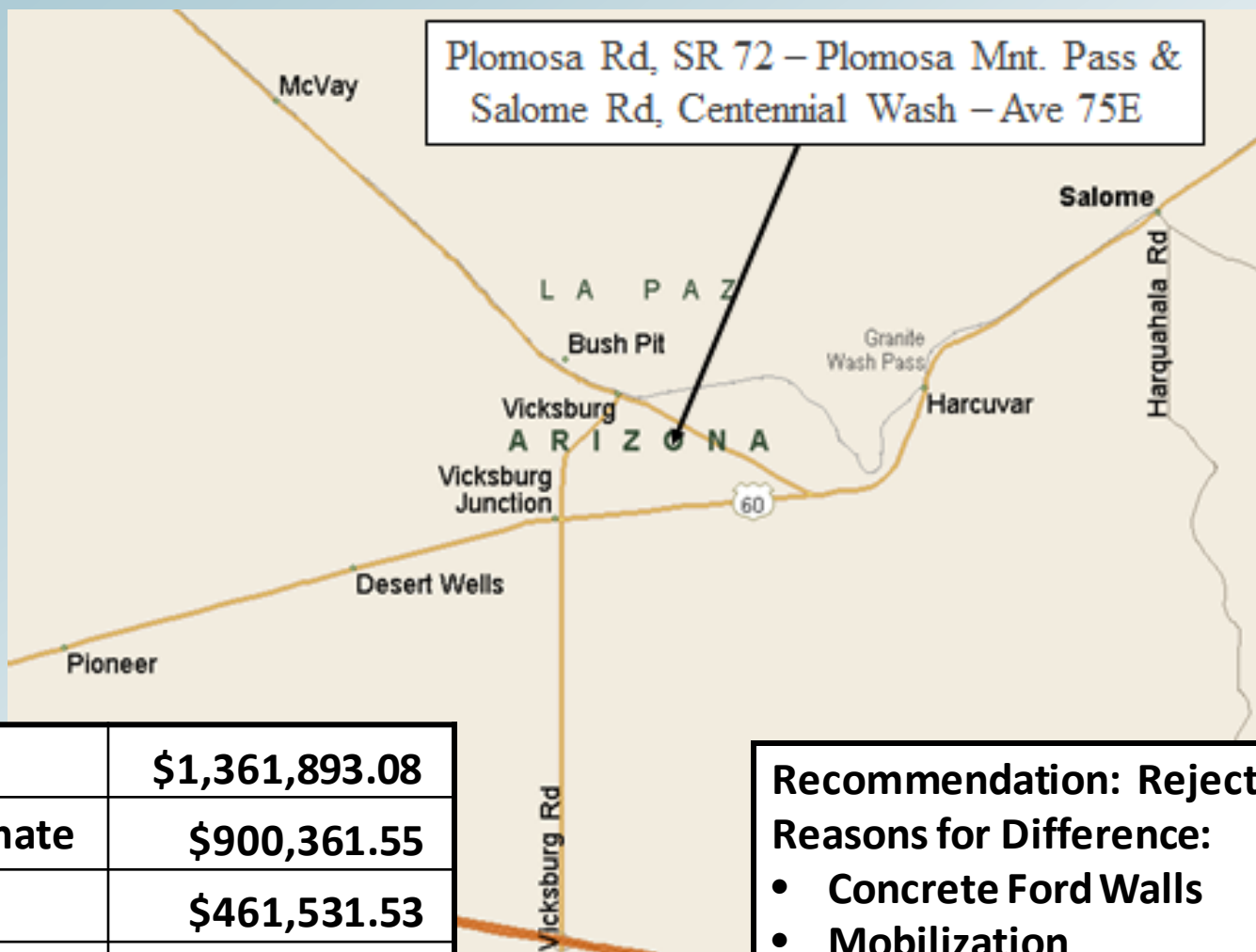
**Reasons for Difference:**

- Roadway Excavation
- Borrow





## Agenda Item 10b: Local



Low Bid	\$1,361,893.08
State Estimate	\$900,361.55
\$ Over	\$461,531.53
% Over	51.3%

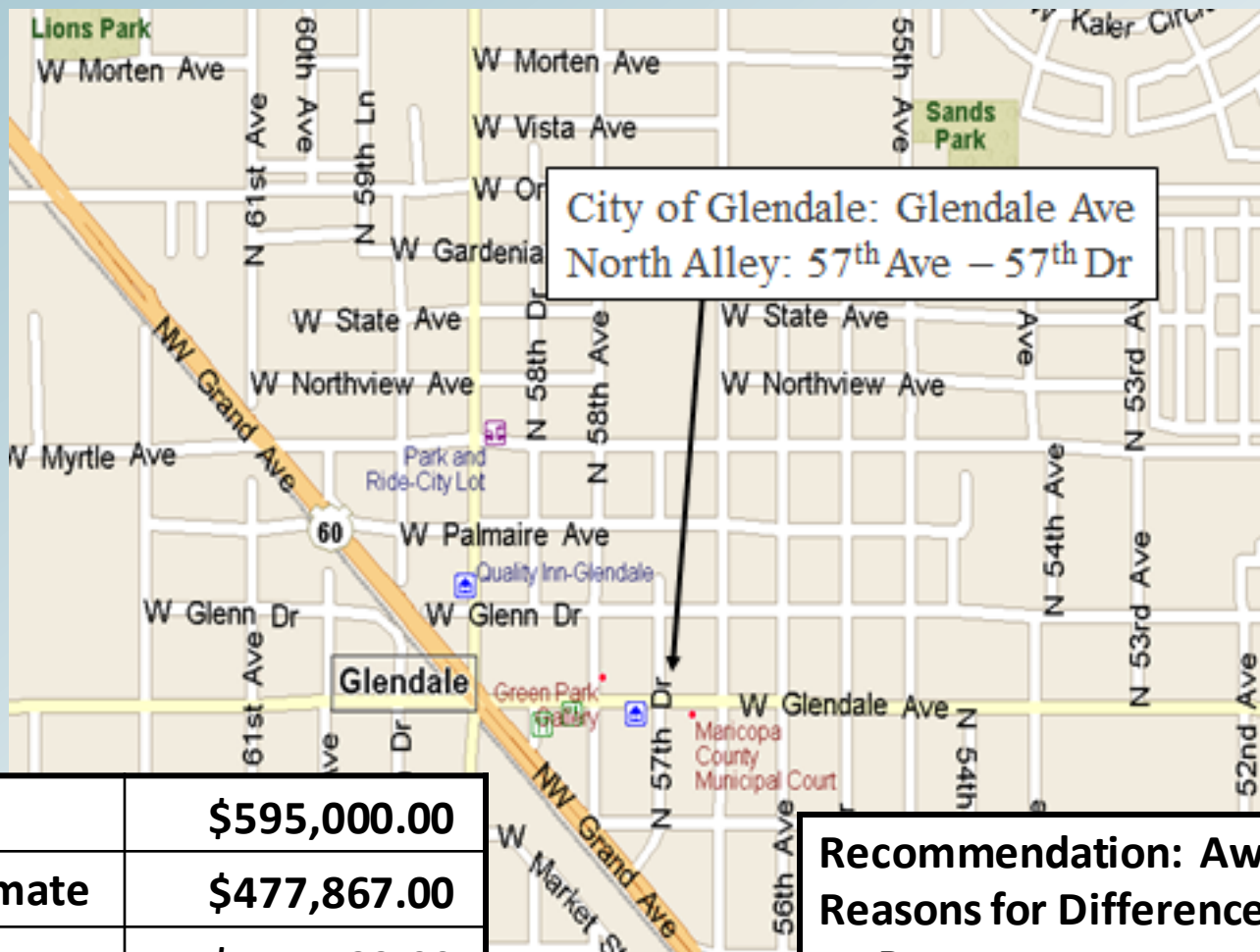
**Recommendation: Reject All Bids**

**Reasons for Difference:**

- Concrete Ford Walls
- Mobilization



## Agenda Item 10c: Local



Low Bid	\$595,000.00
State Estimate	\$477,867.00
\$ Over	\$117,133.00
% Over	24.5%

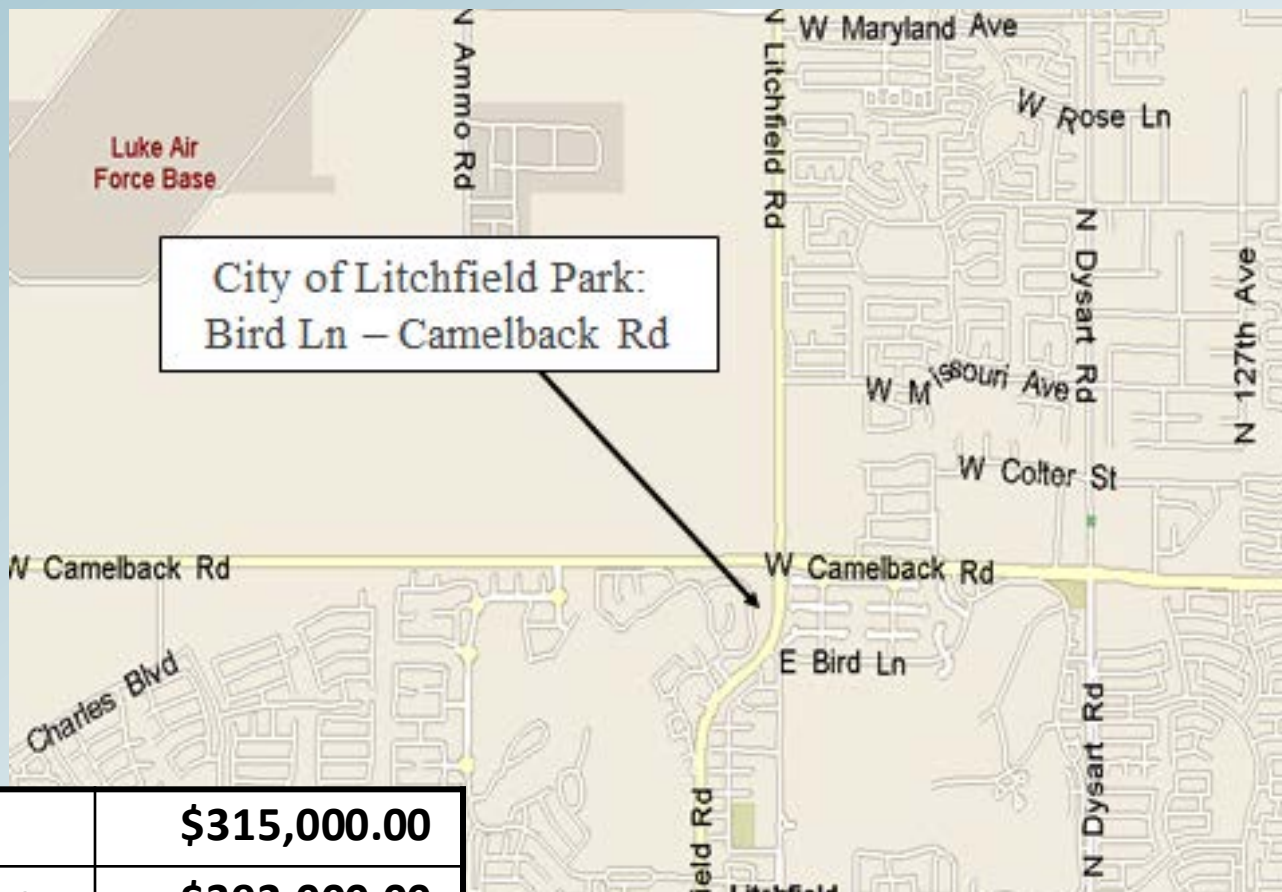
**Recommendation: Award**  
**Reasons for Difference:**

- Pavers
- Grading Roadway for Pavement





## Agenda Item 10d: Local

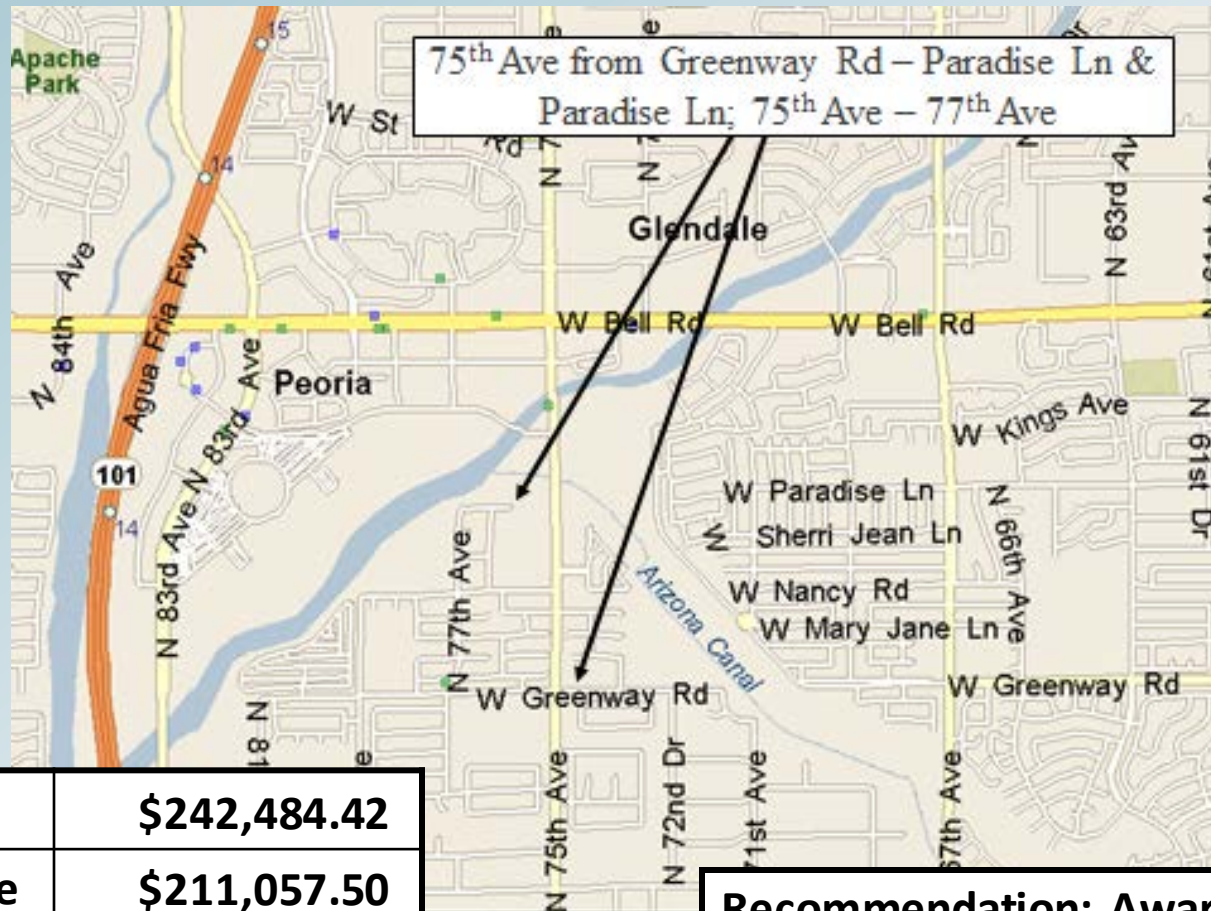


Low Bid	\$315,000.00
State Estimate	\$392,000.00
\$ Under	(\$77,000.00)
% Under	-19.6%

**Recommendation: Reject all bids; re-advertise**  
**No bidders were responsive**



## Agenda Item 10e: Local



Low Bid	\$242,484.42
State Estimate	\$211,057.50
\$ Over	\$31,426.92
% Over	14.9%

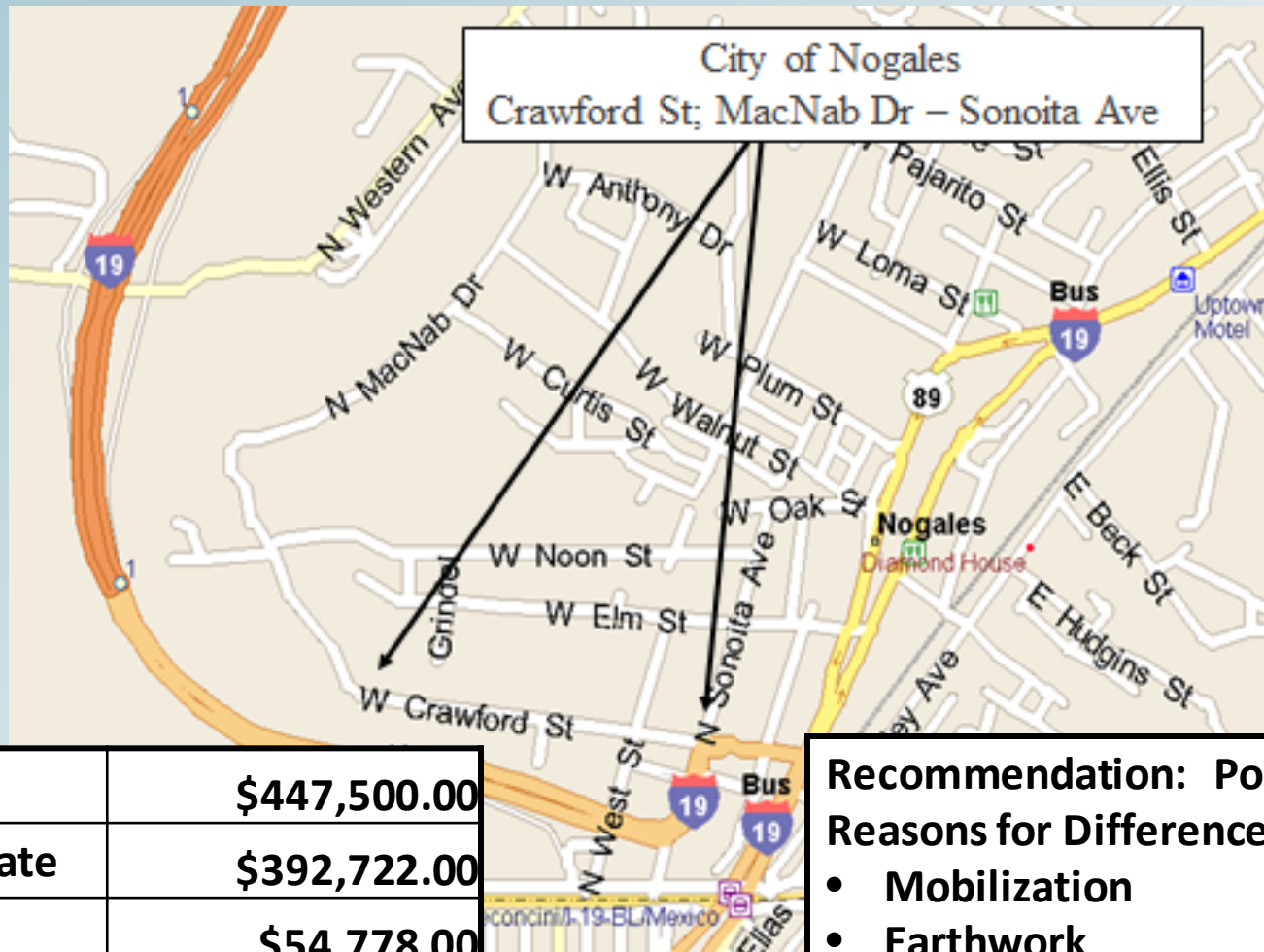
**Recommendation: Award**  
**Reason for difference:**

- Electrical Conduit





## Agenda Item 10f: Local



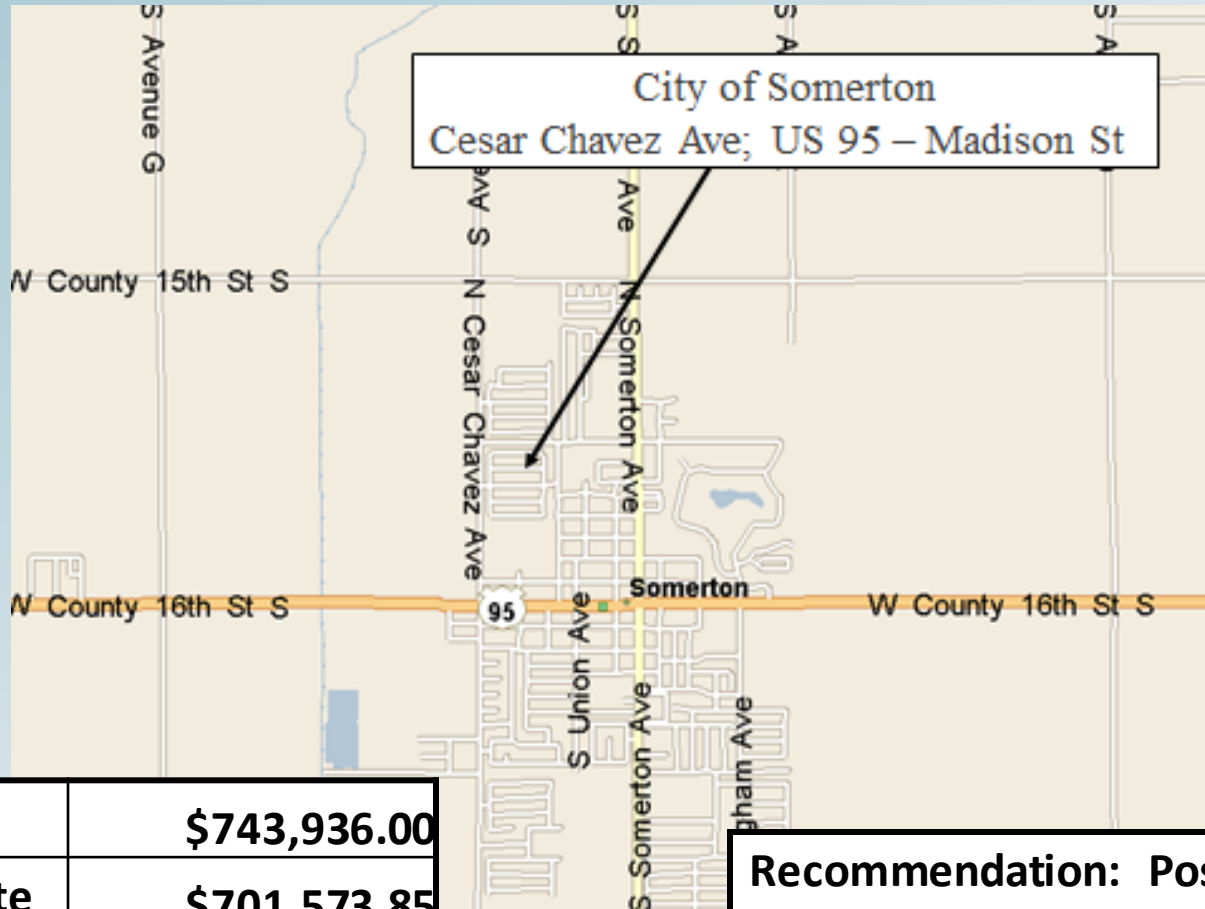
Low Bid	\$447,500.00
State Estimate	\$392,722.00
\$ Over	\$54,778.00
% Over	13.9%

**Recommendation: Postpone**  
**Reasons for Difference:**

- Mobilization
- Earthwork



## Agenda Item 10g: Local



Low Bid	\$743,936.00
State Estimate	\$701,573.85
\$ Over	\$42,362.15
% Over	6.0%

**Recommendation: Postpone**

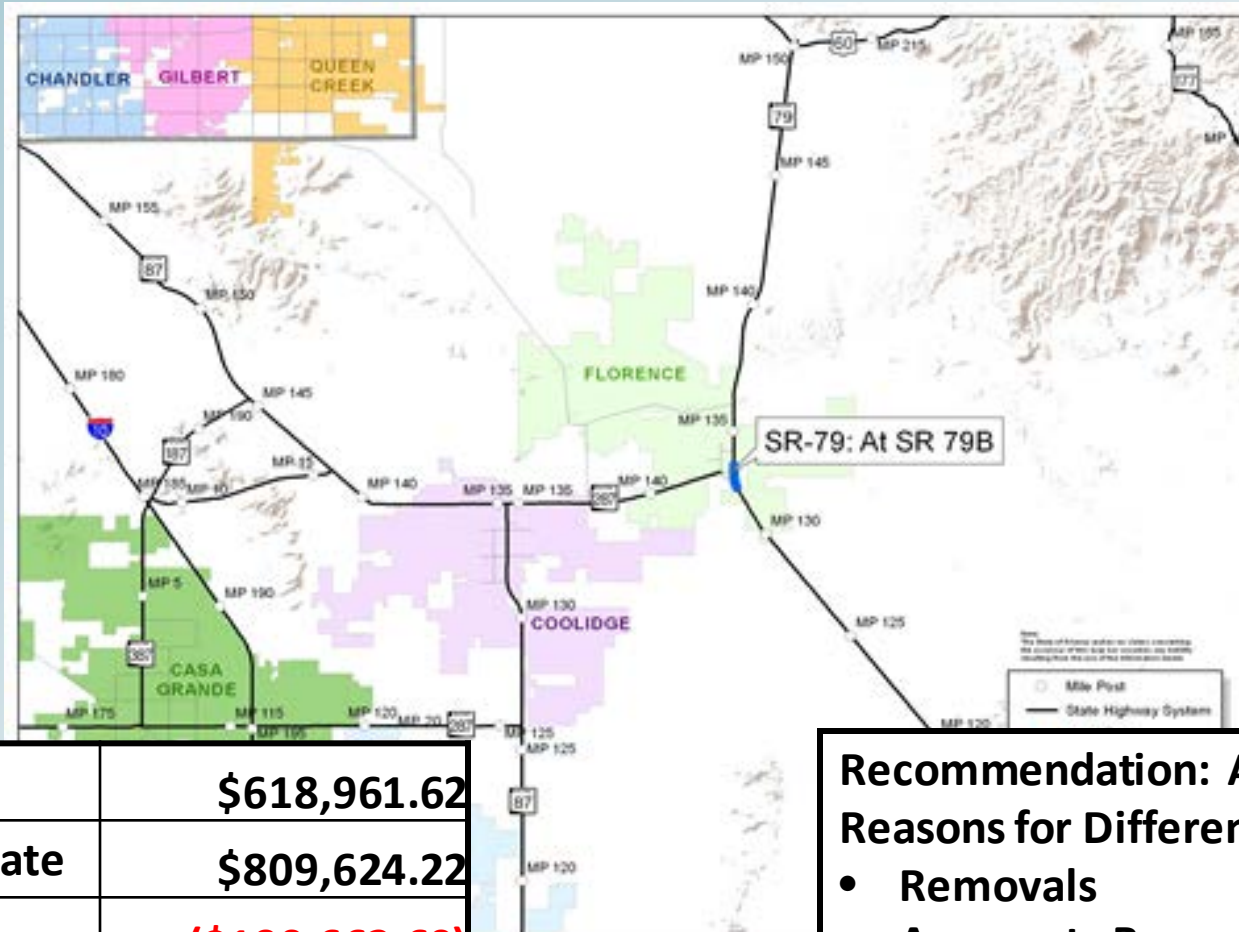
**Reasons for Difference:**

- Granite Mulch
- Roadway Excavation





## Agenda Item 10h: SR 79



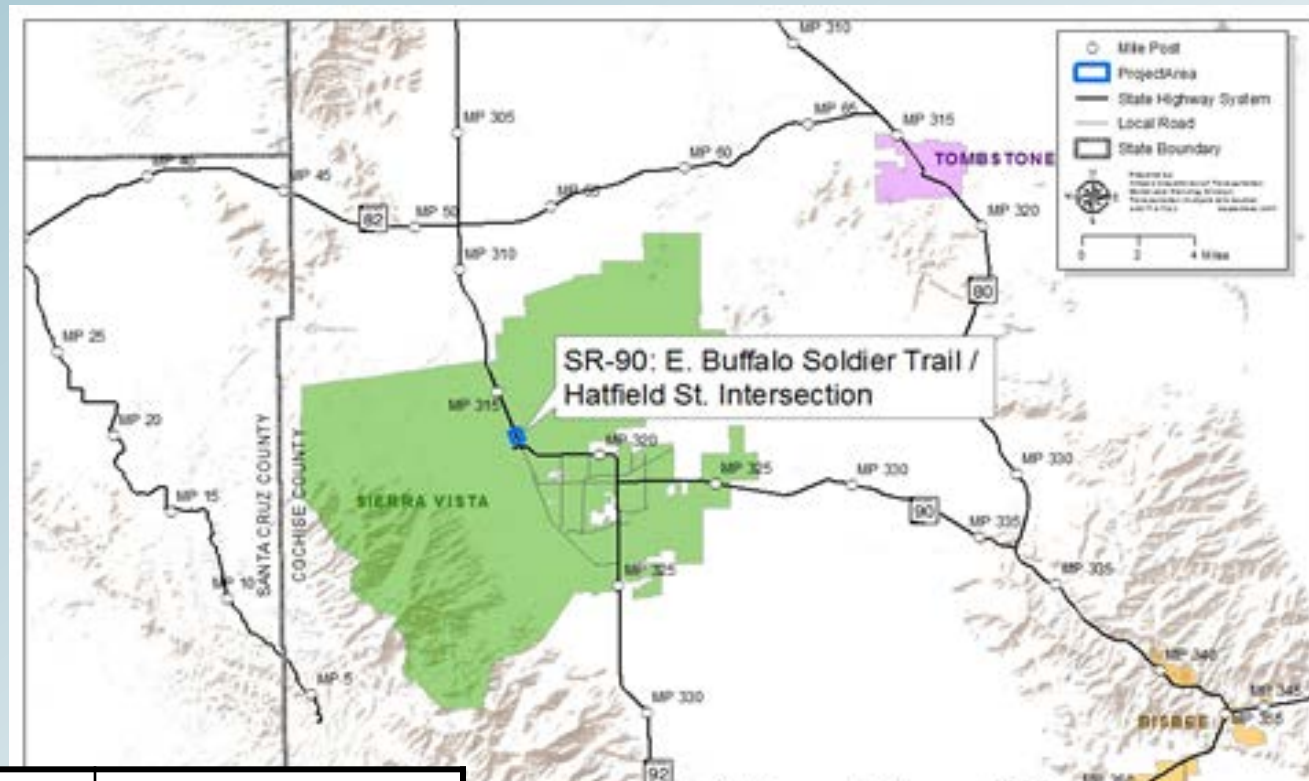
Low Bid	\$618,961.62
State Estimate	\$809,624.22
\$ Under	(\$190,662.60)
% Under	-23.5%

**Recommendation: Award**  
**Reasons for Difference:**

- Removals
- Aggregate Base
- Asphaltic Concrete



## Agenda Item 10i: SR 90



Low Bid	\$2,633,000.00
State Estimate	\$2,145,017.00
\$ Over	\$487,983.00
% Over	22.7%

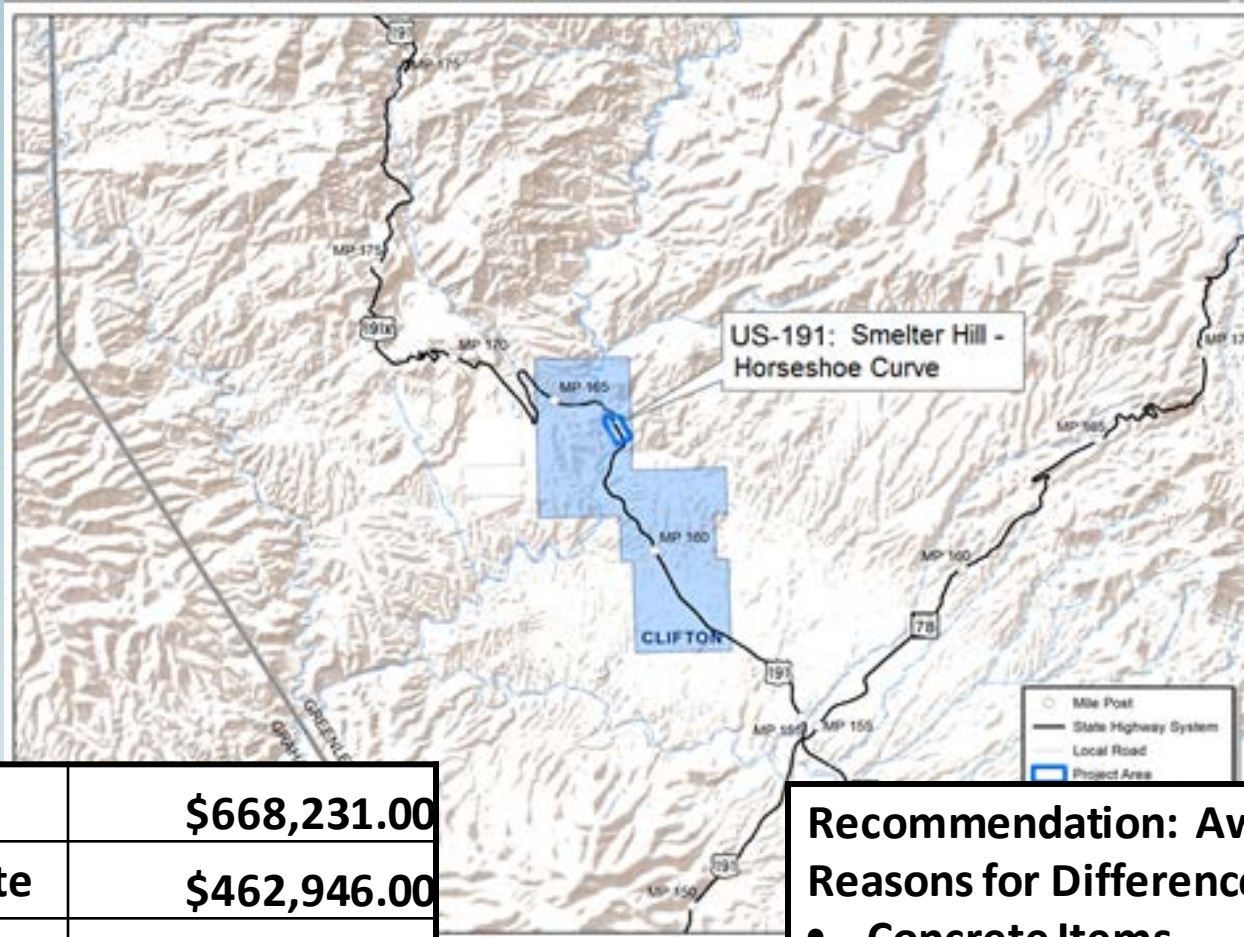
**Recommendation: Award**  
**Reasons for Difference:**

- Asphaltic Concrete
- Aggregate Base
- Retaining Wall





## Agenda Item 10j: US 191



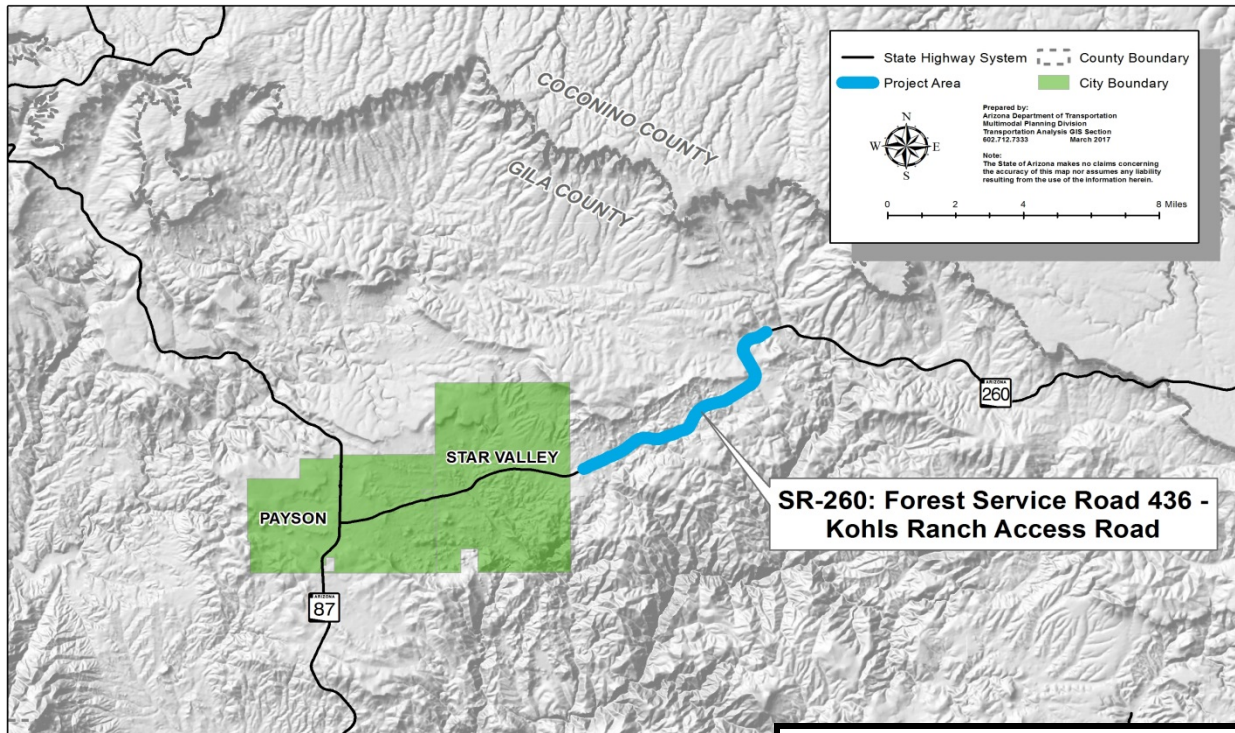
Low Bid	\$668,231.00
State Estimate	\$462,946.00
\$ Over	\$205,285.00
% Over	44.3%

**Recommendation: Award**  
**Reasons for Difference:**

- Concrete Items
- Mobilization



## Agenda Item 10k: SR 260



Low Bid	\$482,564.54
State Estimate	\$857,305.77
\$ Under	<b>(\$374,741.23)</b>
% Under	<b>-43.7%</b>

**Recommendation: Award**  
**Reasons for Difference:**

- Removals of Pipe, Pump Station, and Structures
- Mobilization