

# Item 8 – State Engineer's Report

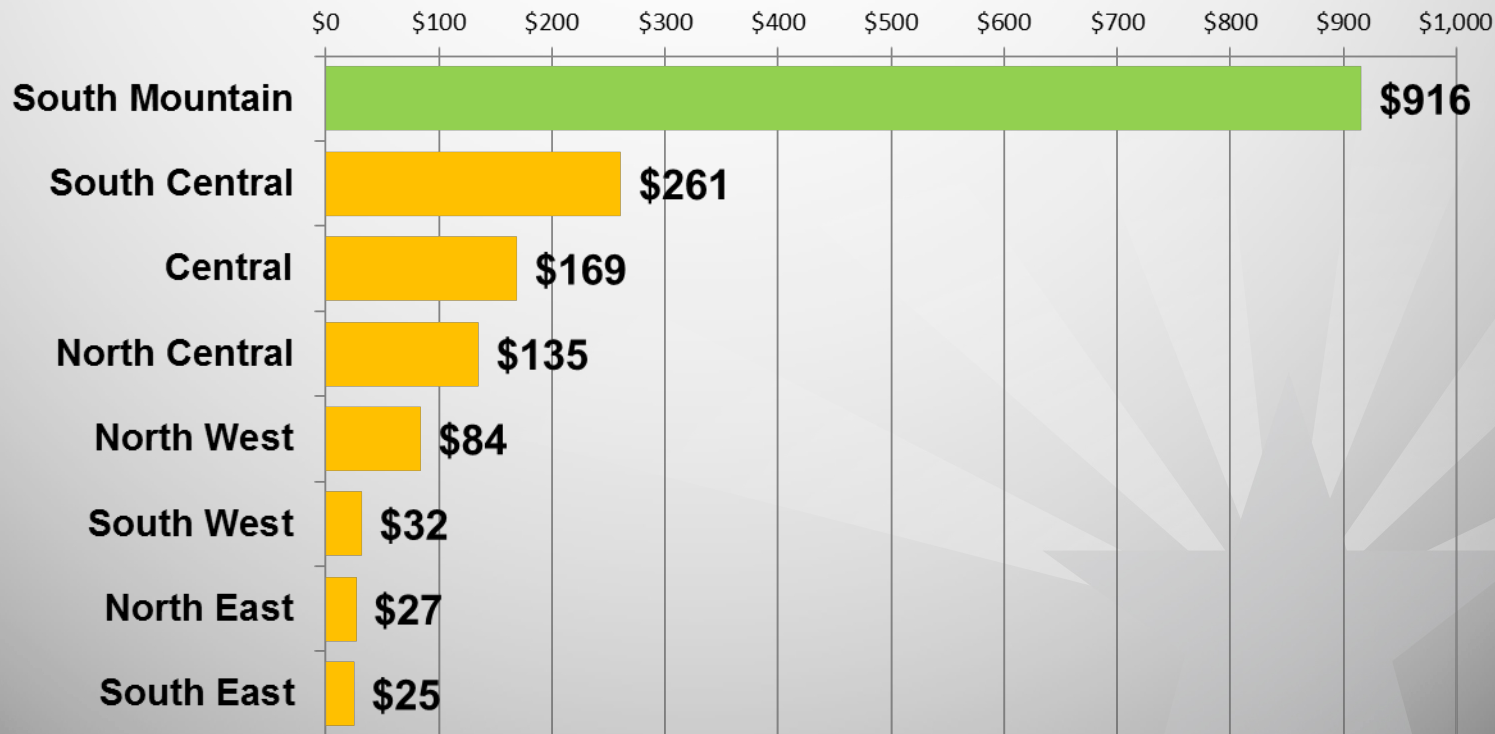
## March 15, 2019

### Summary of Active and Finalized Projects

- **95 projects under construction**      **\$1,840.4 Million**
- **4 projects finalized in February**      **\$11.3 Million**
- **Fiscal Year to date:**      **73 projects finalized**

# Item 8 – State Engineer's Report

## Active Project Breakdown



# Item 8 – New Construction Contracts

**ADOT**

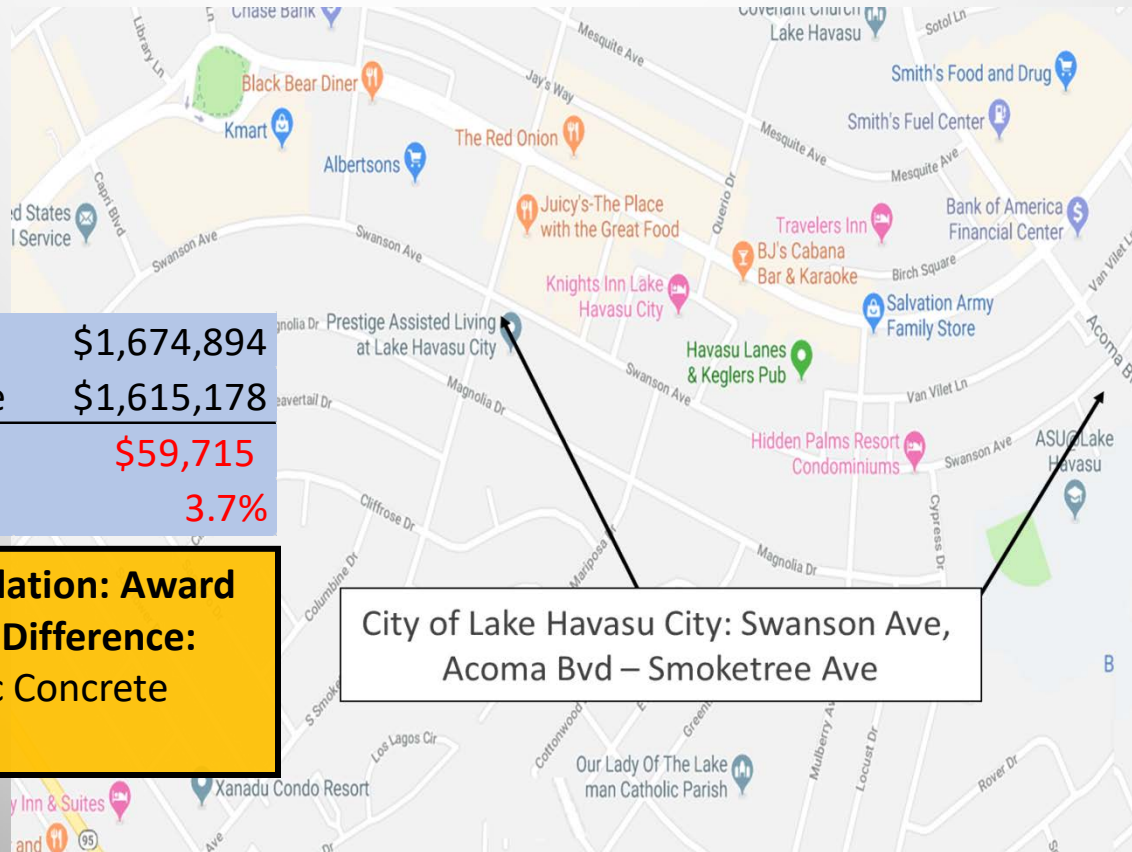
Item	Highway	Low bid	State Estimate	Difference	Percent
3g	Local	\$1,674,893.54	\$1,615,178.15	\$59,715.39	3.7%
3h	I-10	\$3,658,776.00	\$3,406,186.00	\$252,590.00	7.4%
3i	US 60	\$224,956.00	\$220,751.07	\$4,204.93	1.9%
8a	I-40	\$5,850,000.00	\$5,026,209.00	\$823,791.00	16.4%
8b	I-40	\$5,588,004.00	\$3,738,715.75	\$1,849,288.25	49.5%
8c	SR 40S	\$2,307,867.48	\$1,493,222.80	\$814,644.68	54.6%
8d	US 60	\$992,287.53	\$782,768.73	\$209,518.80	26.8%
8e	Local	\$2,098,797.80	\$1,499,816.80	\$598,981.00	39.9%
<b>TOTAL THIS MONTH</b>		\$22,395,582.35	\$17,782,848.30	\$4,612,734.05	25.9%
<b>TOTAL FY TO DATE</b>		\$473,722,501.67	\$399,340,827.44	\$74,381,674.23	18.6%

## District 6

## Pavement Rehabilitation

## Item 3g

**ADOT**



Low Bid	\$1,674,894
State Estimate	\$1,615,178
Difference	\$59,715
% Difference	3.7%

### **Recommendation: Award** **Reasons for Difference:**

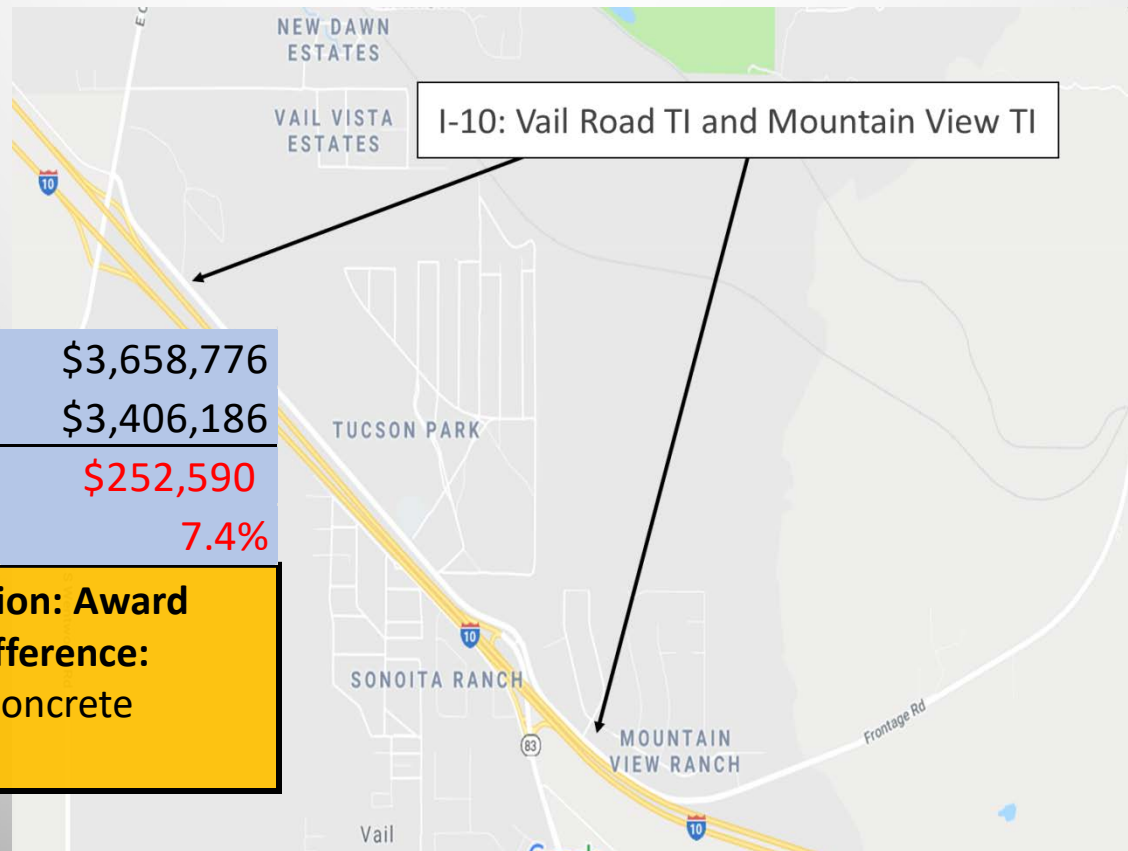
- Asphaltic Concrete

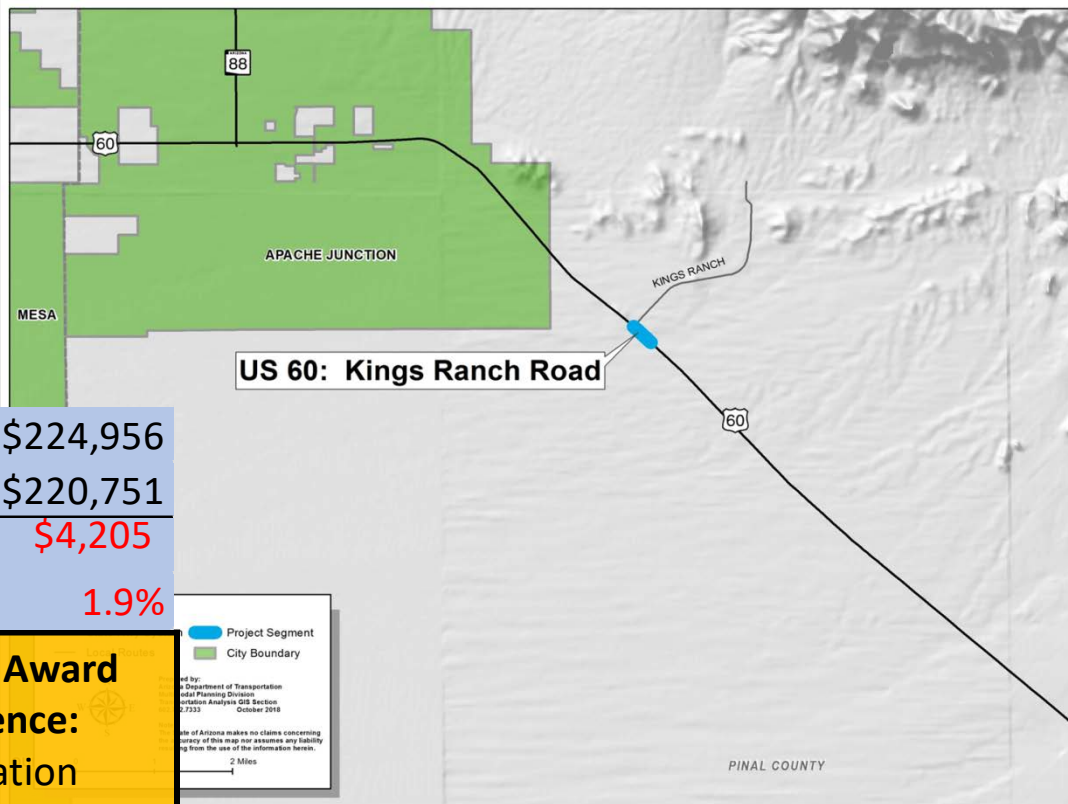
City of Lake Havasu City: Swanson Ave,  
Acoma Blvd – Smoketree Ave

Low Bid	\$3,658,776
State Estimate	\$3,406,186
Difference	<b>\$252,590</b>
% Difference	<b>7.4%</b>

**Recommendation: Award**  
**Reasons for Difference:**

- Structural Concrete





Low Bid	\$224,956
State Estimate	\$220,751
Difference	<b>\$4,205</b>
% Difference	<b>1.9%</b>

**Recommendation: Award**  
**Reasons for Difference:**

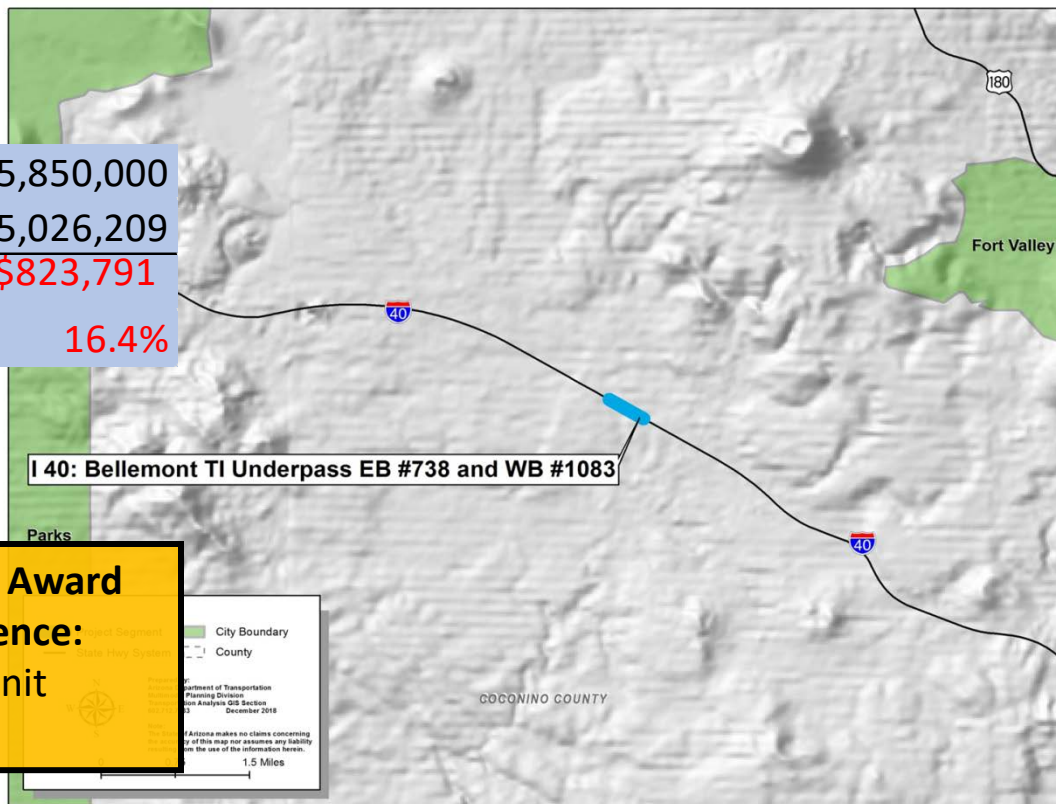
- Roadway Excavation

Low Bid	\$5,850,000
State Estimate	\$5,026,209
Difference	<b>\$823,791</b>
% Difference	<b>16.4%</b>

**I 40: Bellemont TI Underpass EB #738 and WB #1083**

**Recommendation: Award**  
**Reasons for Difference:**

- Exterior Deck Unit
- Mobilization

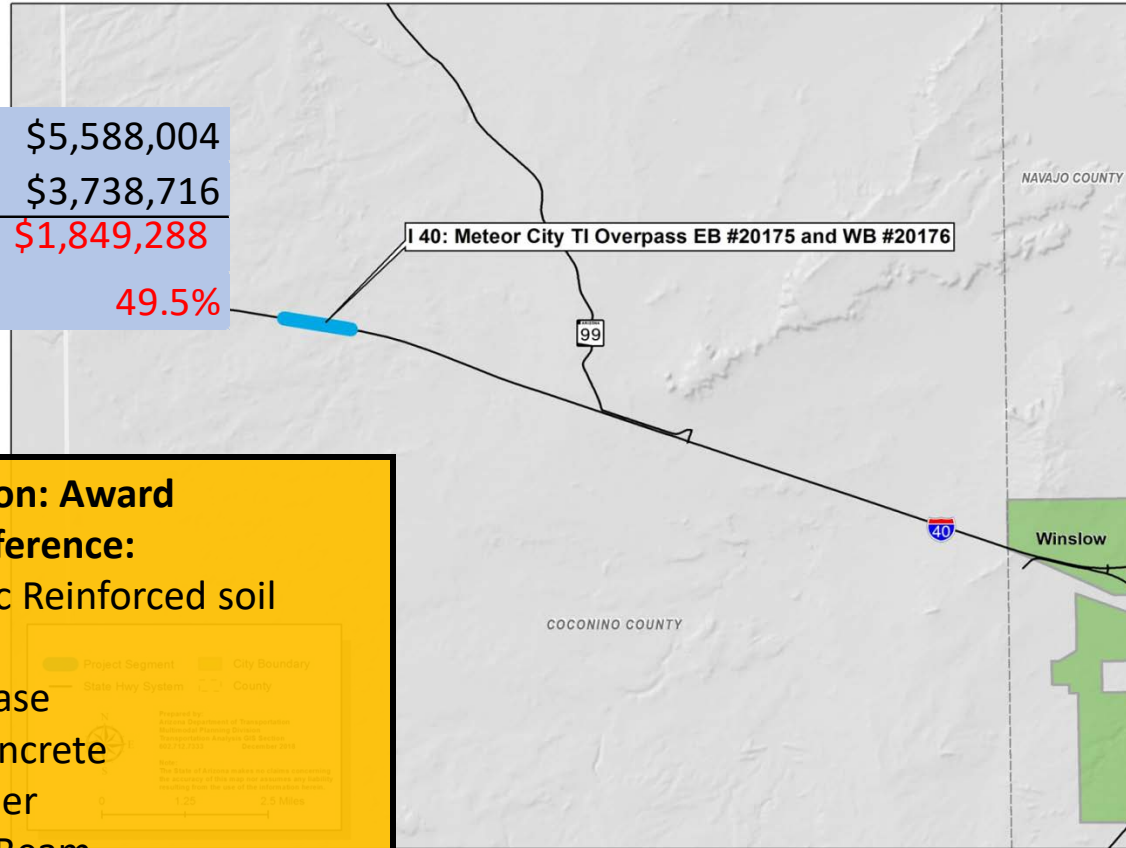




Low Bid	\$5,588,004
State Estimate	\$3,738,716
Difference	\$1,849,288
% Difference	49.5%

**Recommendation: Award**  
**Reasons for Difference:**

- Geosynthetic Reinforced soil Abutment
- Aggregate Base
- Asphaltic Concrete
- Asphalt Binder
- Precast Box Beam

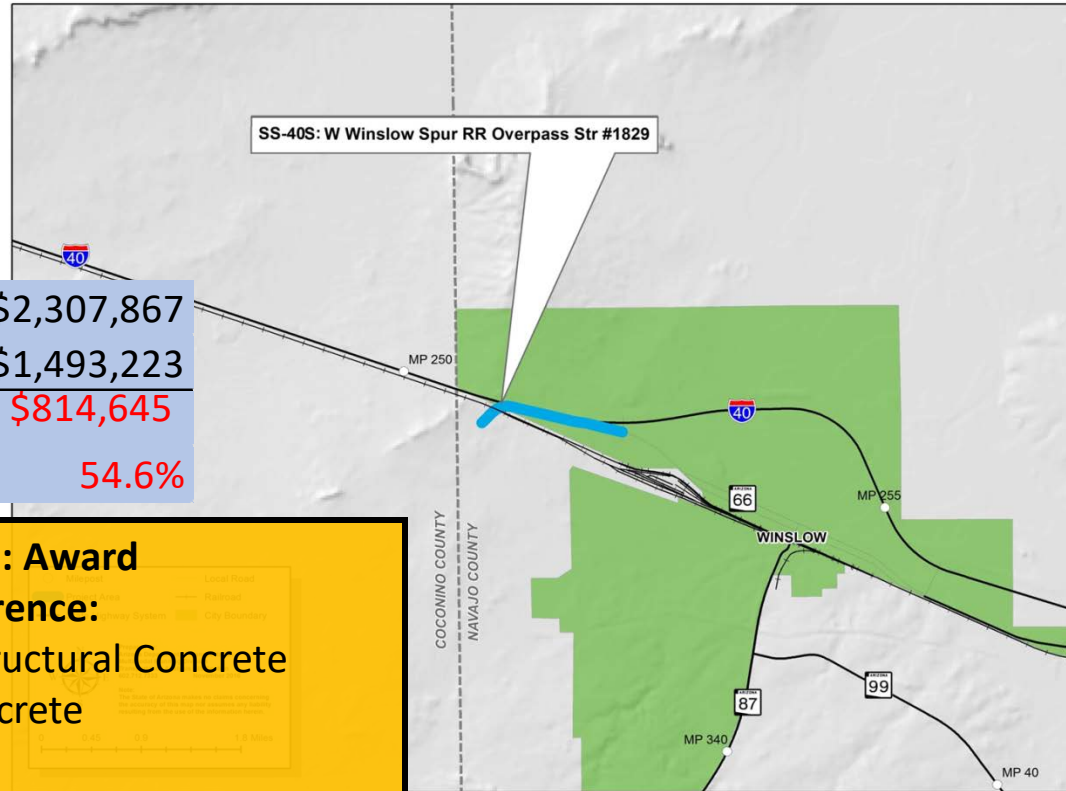




Low Bid	\$2,307,867
State Estimate	\$1,493,223
Difference	<b>\$814,645</b>
% Difference	<b>54.6%</b>

**Recommendation: Award****Reasons for Difference:**

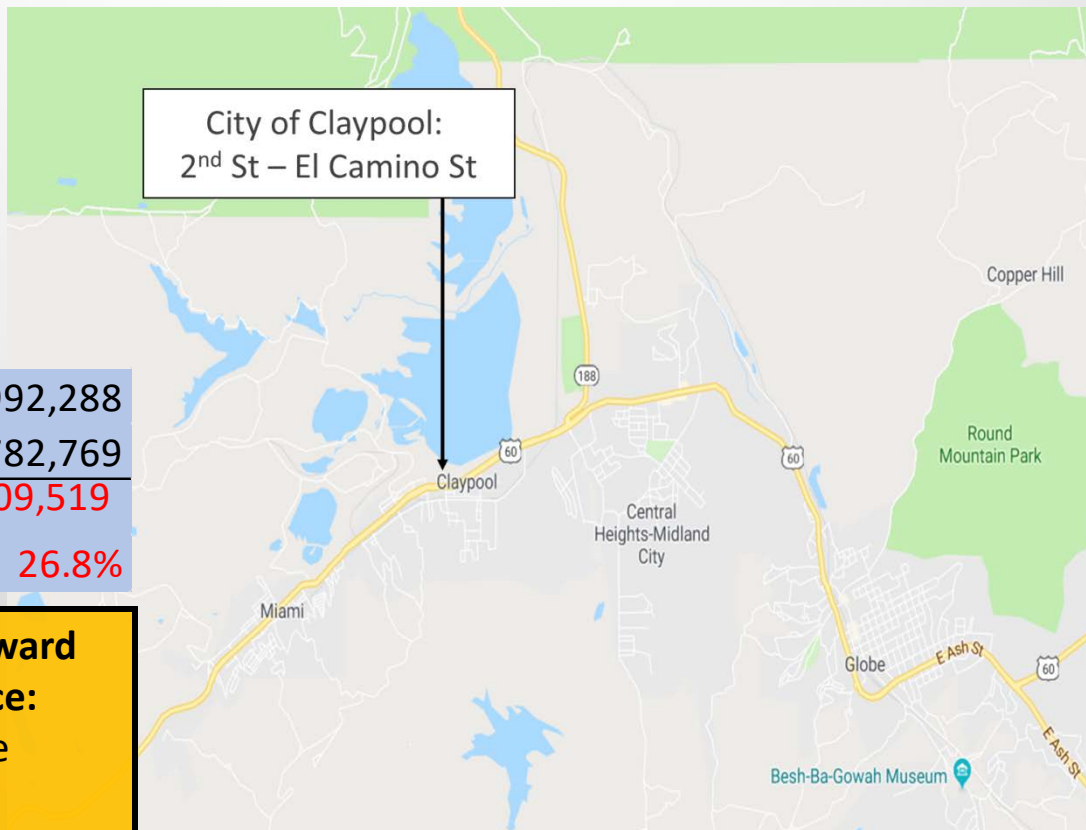
- Removal of Structural Concrete
- Structural Concrete
- Mobilization
- F-Shape Concrete Barrier



Low Bid	\$992,288
State Estimate	\$782,769
Difference	<b>\$209,519</b>
% Difference	<b>26.8%</b>

**Recommendation: Award**  
**Reasons for Difference:**

- Asphaltic Concrete
- Mobilization



## MAG Regionwide Wrong Way Signing

Low Bid	\$2,098,798
State Estimate	\$1,499,817
Difference	\$598,981
% Difference	39.9%

**Recommendation: Award**  
**Reasons for Difference:**

- Sign Structure Assembly
- Sign Assembly
- Sign Panel

