

Arizona State Transportation Board Financial Report

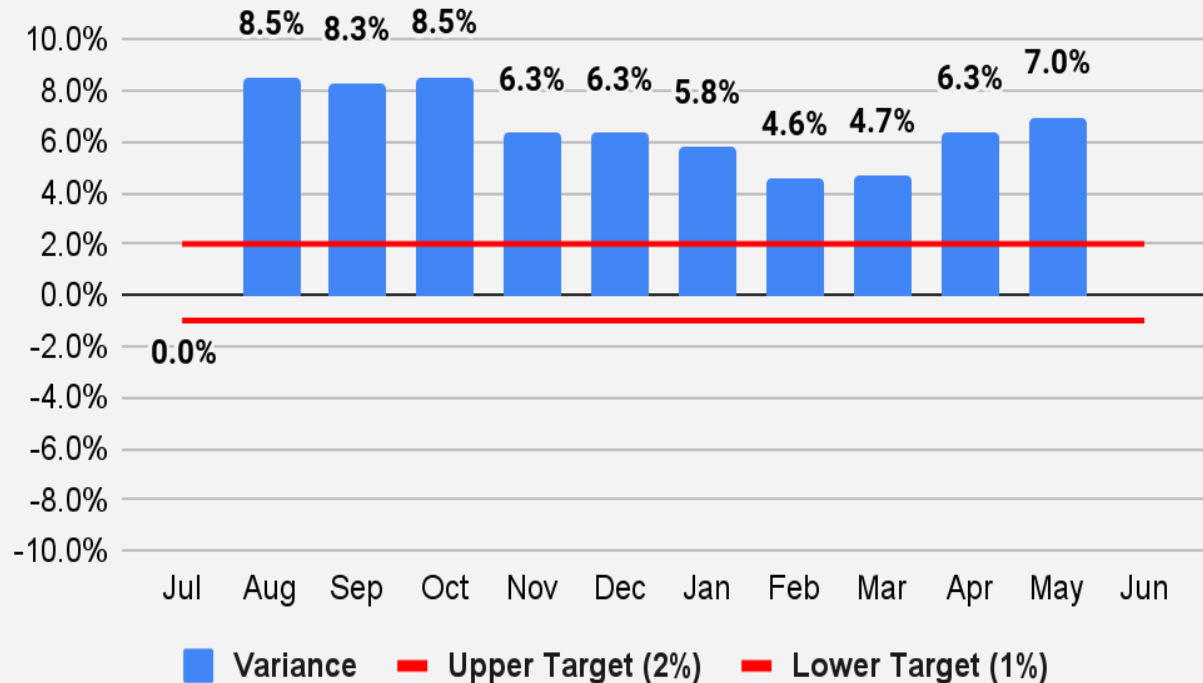
Presentation by: Kristine Ward, CFO

June 18, 2021

Revenue Report:

Highway User Revenue Fund (HURF)

- **GAS TAX - Strong growth month (60.6%), strong decline FY 2021 (-4.1%)**
- **DIESEL TAX - Strong growth month (39.0%), strong growth FY 2021 (12.3%)**
- **VLT - Strong growth month (43.4%), strong growth FY 2021 (15.7%)**
- **REGISTRATION - Strong growth month (16.8%), strong growth FY 2021 (15.2%)**



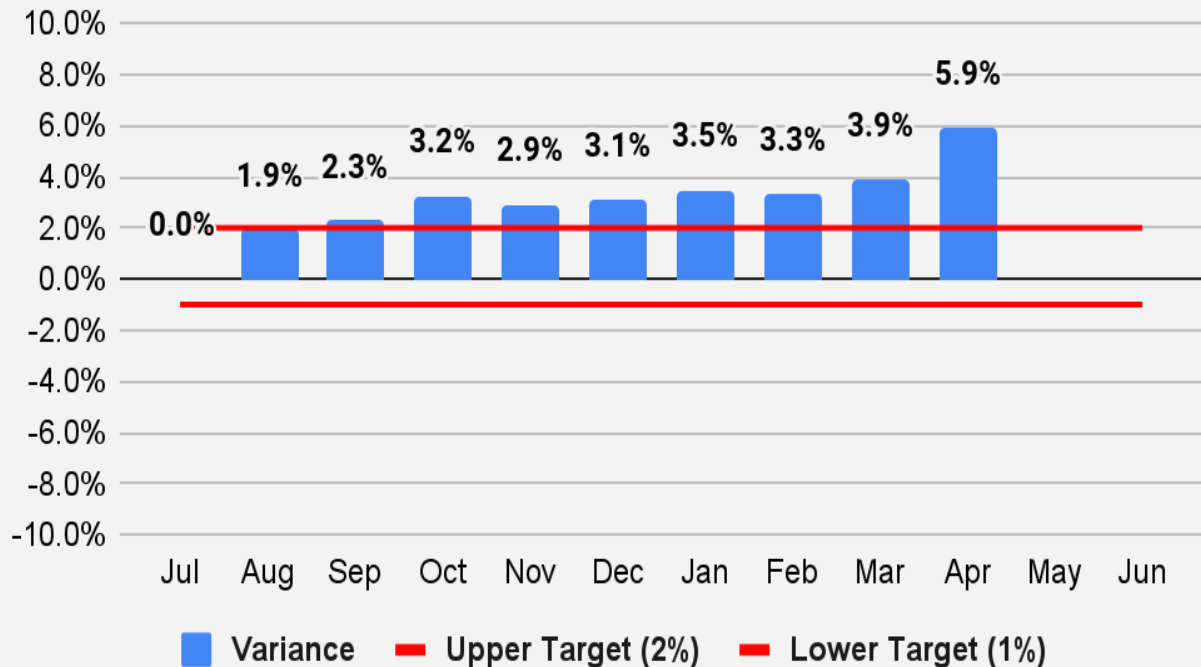
Highway User Revenue Fund (HURF): Revenue Forecast vs. Actual

Revenue Category	May				
	FY 2020 Actual	FY 2021 Actual	FY 2020- FY 2021 % Chg	FY 2021 Forecast	FY 2021 % Chg from Forecast
Gas Tax	\$28,628	\$45,969	60.6%	\$42,940	7.1%
Use Fuel	13,960	19,400	39.0%	14,380	34.9%
Vehicle License Tax	30,850	44,249	43.4%	41,650	6.2%
Motor Carrier	2,847	3,409	19.7%	2,830	20.5%
Registration	13,685	15,989	16.8%	12,930	23.7%
Other	4,050	5,078	25.4%	3,510	44.7%
Total	\$94,021	\$134,094	42.6%	\$118,240	13.4%

Revenue Report:

Regional Area Road Fund (RARF)

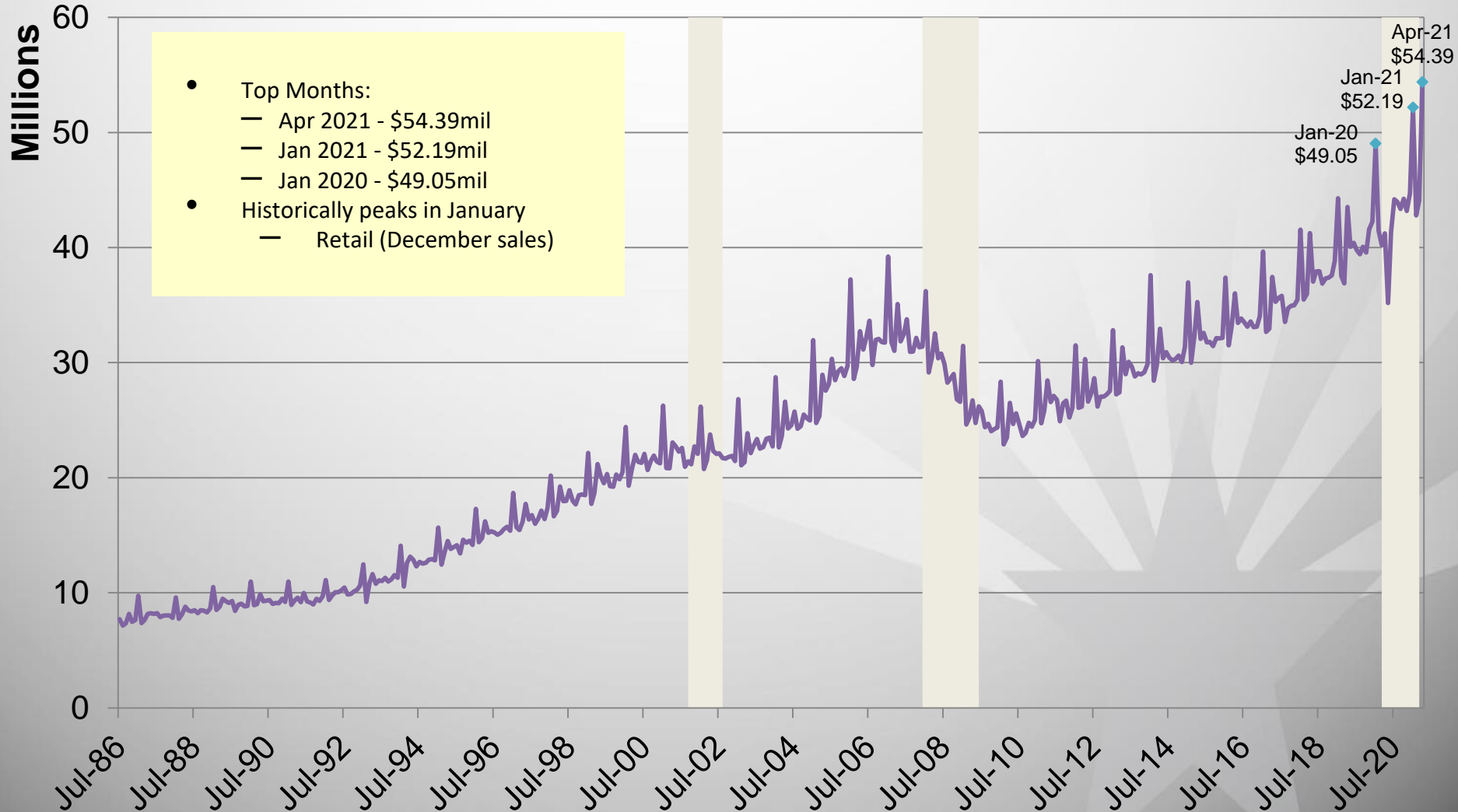
- **RETAIL SALES - Strong growth month (40.2%), strong growth FY 2021 (19.8%)**
- **CONTRACTING - Moderate growth month (11.2%), moderate growth FY 2021 (5.7%)**
- **RESTAURANT & BAR - Strong growth month (55.8%), strong decline FY 2021 (-5.4%)**



Regional Area Road Fund (RARF): Revenue Forecast vs. Actual

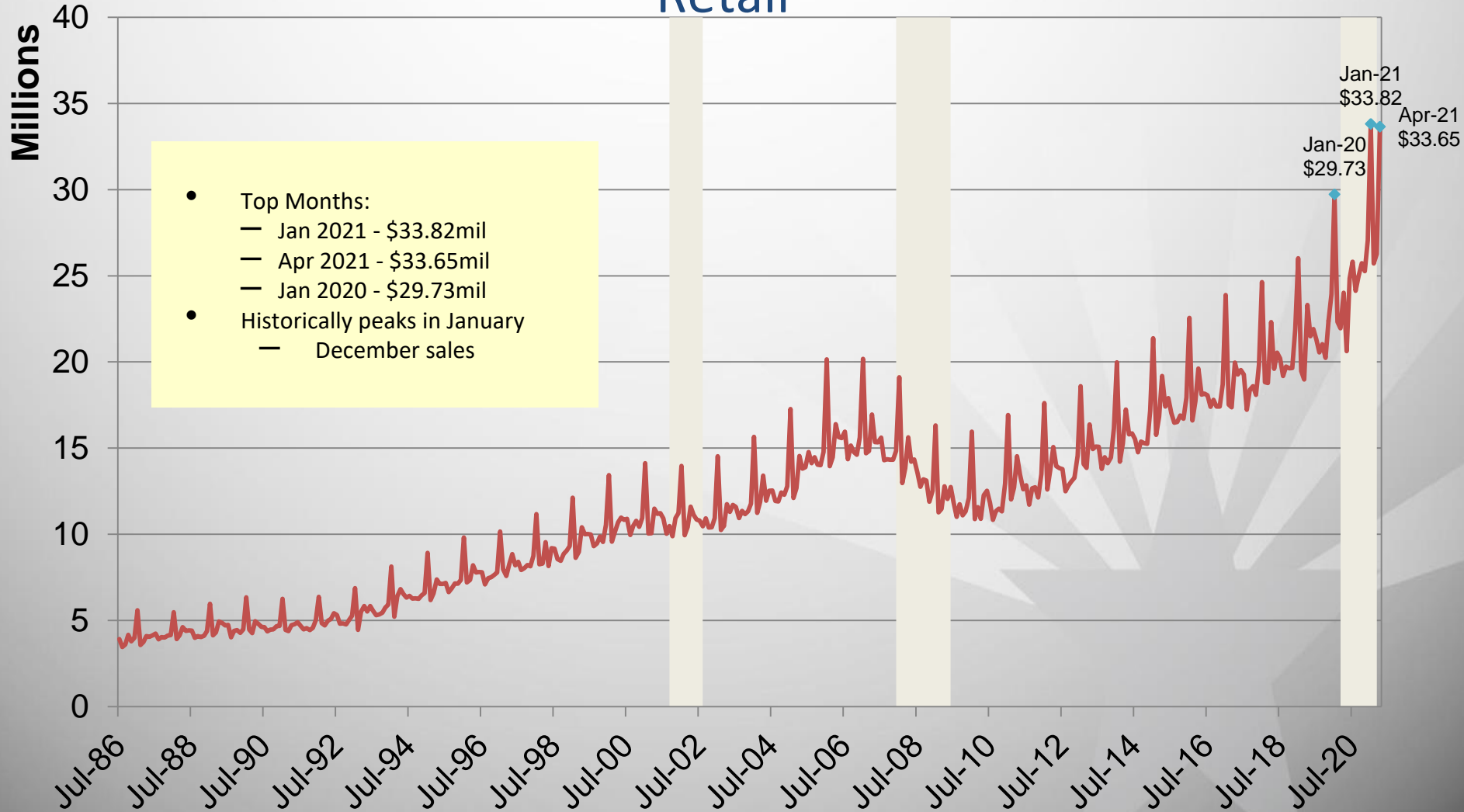
Revenue Category	April						
	FY 2020 Actual	FY 2021 Actual	FY 2020-FY 2021 % Chg	FY 2020-FY 2021 \$ Chg	FY 2021 Forecast	FY 2021 % Chg from Forecast	FY 2021 \$ Chg from Forecast
Retail Sales	\$24,007	\$33,655	40.2%	¹ \$9,648	\$25,208	33.5%	\$8,447
Contracting	4,745	5,275	11.2%	530	5,319	-0.8%	-44
Utilities	1,945	2,073	6.5%	128	1,965	5.5%	108
Restaurant & Bar	3,647	5,680	55.8%	² 2,033	4,194	35.4%	1,486
Rental of Real Property	4,204	4,814	14.5%	610	4,541	6.0%	273
Rental of Personal Property	1,609	1,796	11.6%	187	1,722	4.3%	74
Other	1,068	1,093	2.3%	25	846	29.2%	247
Total	\$41,226	\$54,386	31.9%	\$13,160	\$43,795	24.2%	\$10,591

RARF Monthly Revenue



RARF Revenue

Retail



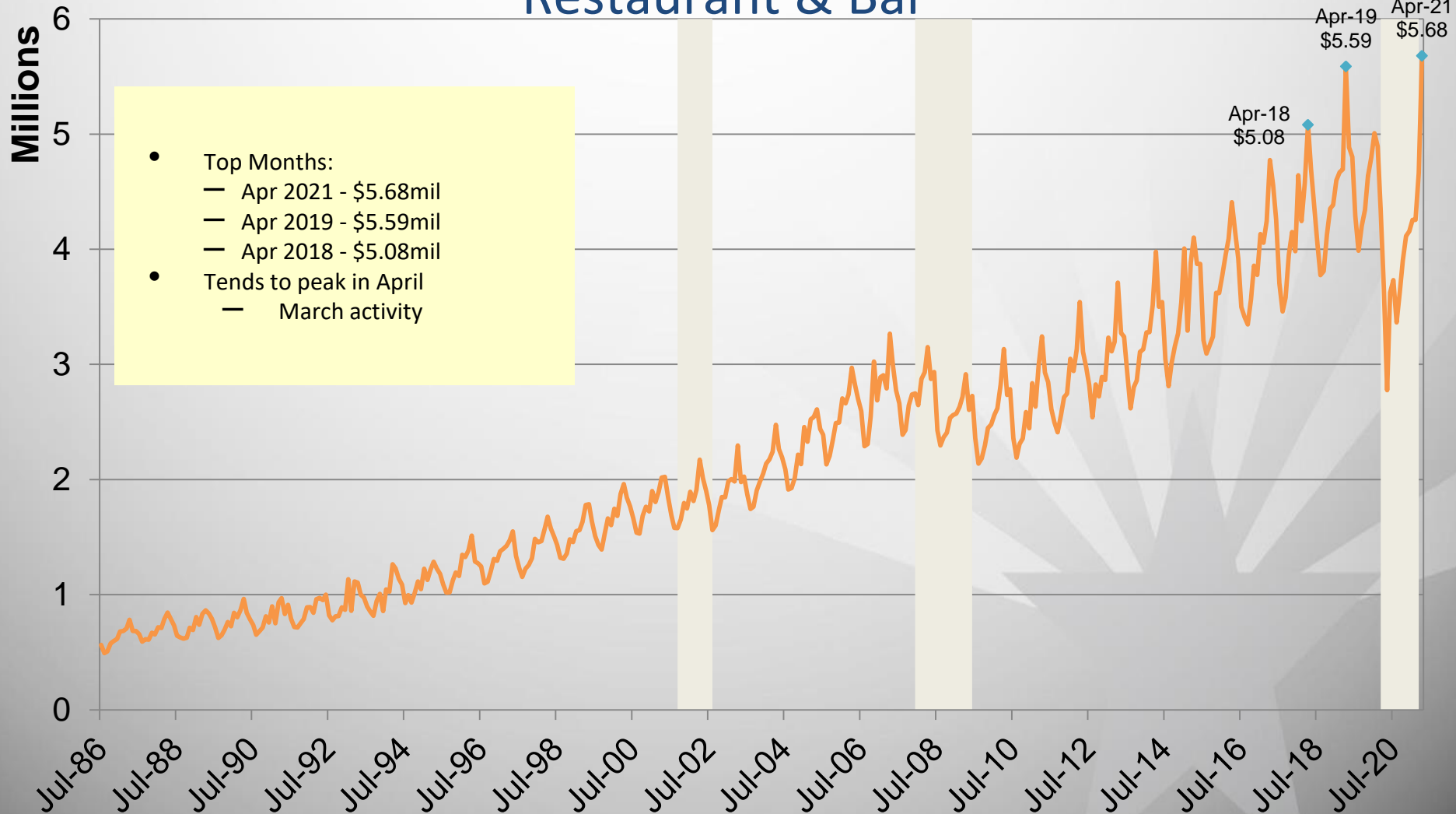
RARF Revenue

Retail: FY 2019-Present

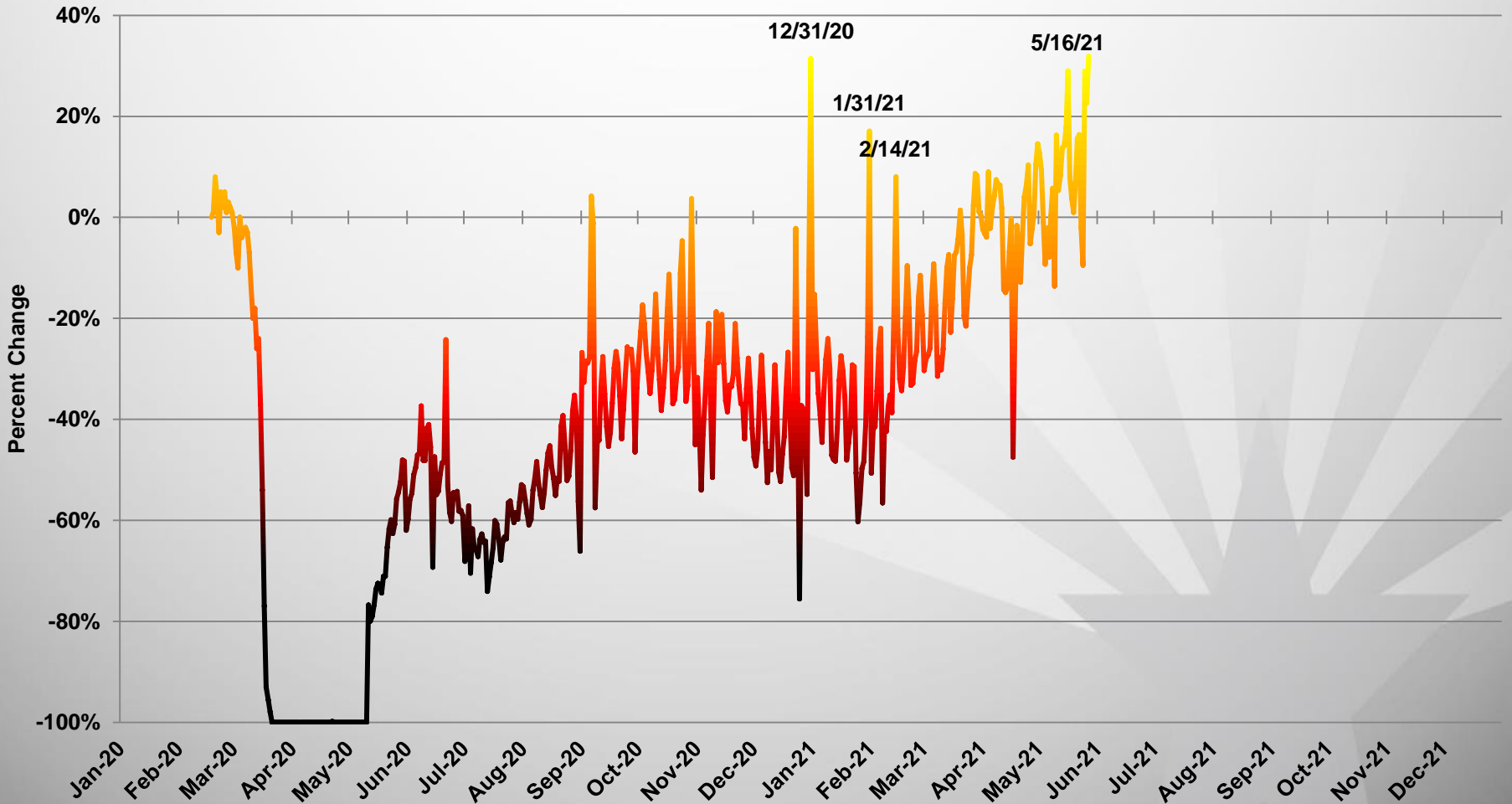


RARF Revenue

Restaurant & Bar

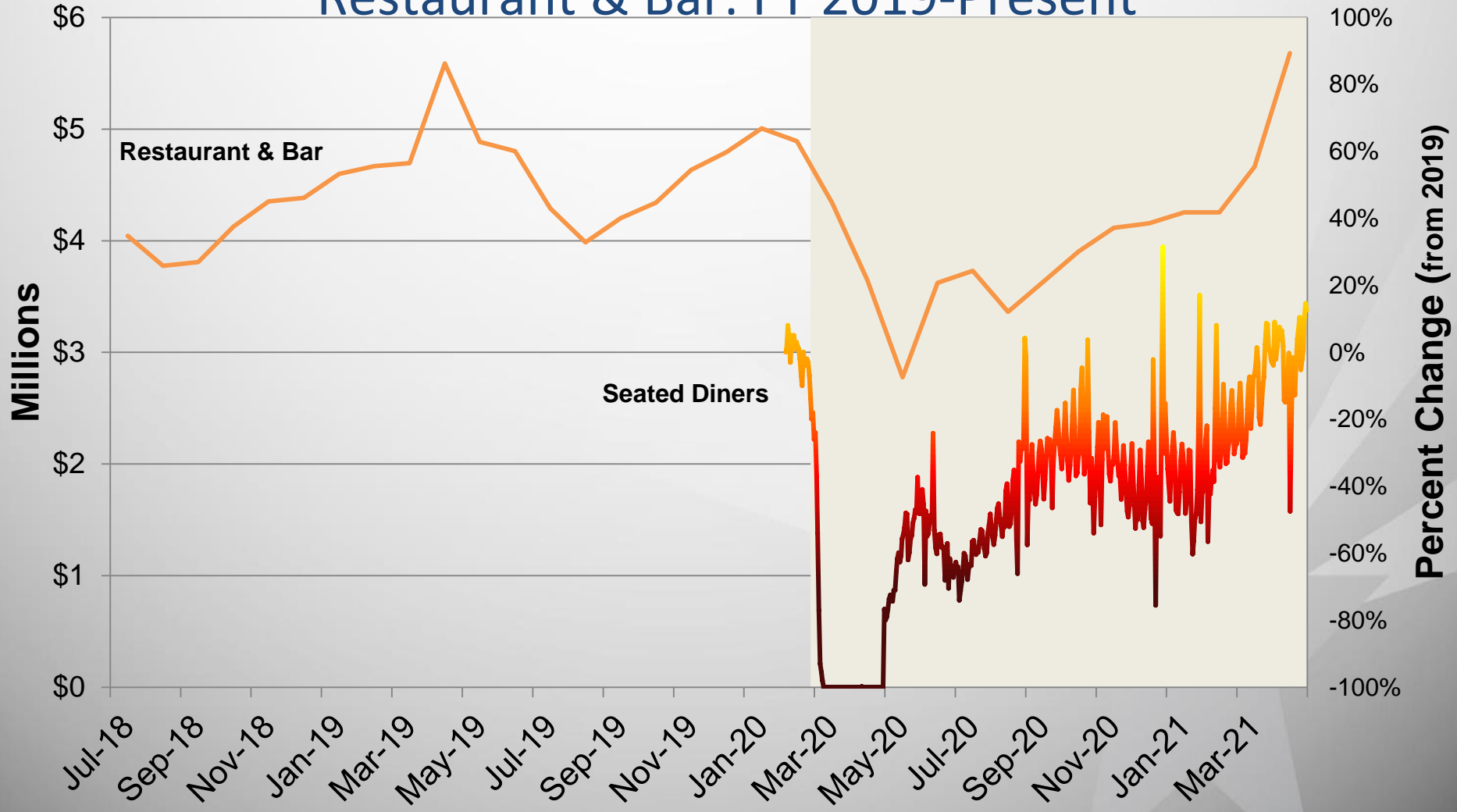


Seated Diners



RARF Revenue

Restaurant & Bar: FY 2019-Present



Additional Updates

- **Federal Aid Program**



- **Debt Financing Program**
 - HURF Capacity
 - RARF Capacity

- **Cash Management**

