

Item 7 – State Engineer's Report

March 18, 2022

Summary of Active and Finalized Projects

- **72 projects under construction \$1,896.0 Million**
- **2 projects finalized in February \$3.0 Million**
- **Fiscal Year to date: 54 projects finalized**

Item 8 – New Construction Contracts

| Item | Highway | Low bid | State Estimate | Difference | Percent |
|-------------------------|---------|-------------------------|-------------------------|------------------------|-------------|
| 3e | I-8 | \$5,450,153.55 | \$4,983,175.45 | \$466,978.10 | 9.4% |
| 3f | I-40 | \$5,686,595.00 | \$5,402,004.00 | \$284,591.00 | 5.3% |
| 3g | US 60 | \$108,560.00 | \$113,406.00 | (\$4,846.00) | -4.3% |
| 3h | US 60 | \$1,634,000.00 | \$1,698,432.80 | (\$64,432.80) | -3.8% |
| 3i | US 191 | \$13,777,777.00 | \$12,857,631.50 | \$920,145.50 | 7.2% |
| *8a | I-15 | \$2,384,989.04 | \$1,324,601.20 | \$1,060,387.84 | 80.1% |
| 8b | I-19 | \$9,552,118.00 | \$7,357,673.75 | \$2,194,444.25 | 29.8% |
| 8c | SR 69 | \$2,697,412.78 | \$3,282,589.00 | (\$585,176.22) | -17.8% |
| 8d | SR 87 | \$768,937.30 | \$534,860.45 | \$234,076.85 | 43.8% |
| *8e | Local | \$1,335,741.98 | \$953,665.00 | \$382,076.98 | 40.1% |
| 8f | Local | \$499,605.40 | \$522,362.15 | (\$22,756.75) | -4.4% |
| TOTAL THIS MONTH | | \$40,175,159.03 | \$36,752,135.10 | \$3,423,023.93 | 9.3% |
| TOTAL FY TO DATE | | \$267,616,732.93 | \$254,651,200.01 | \$12,965,532.92 | 5.1% |

*Items 8a and 8e are "Reject All Bids" and are not included in the total.

| | |
|----------------|-------------|
| Low Bid | \$2,384,989 |
| State estimate | \$1,324,601 |
| Difference | \$1,060,388 |
| % Difference | 80.1% |



I-15: Black Rock TI Underpass

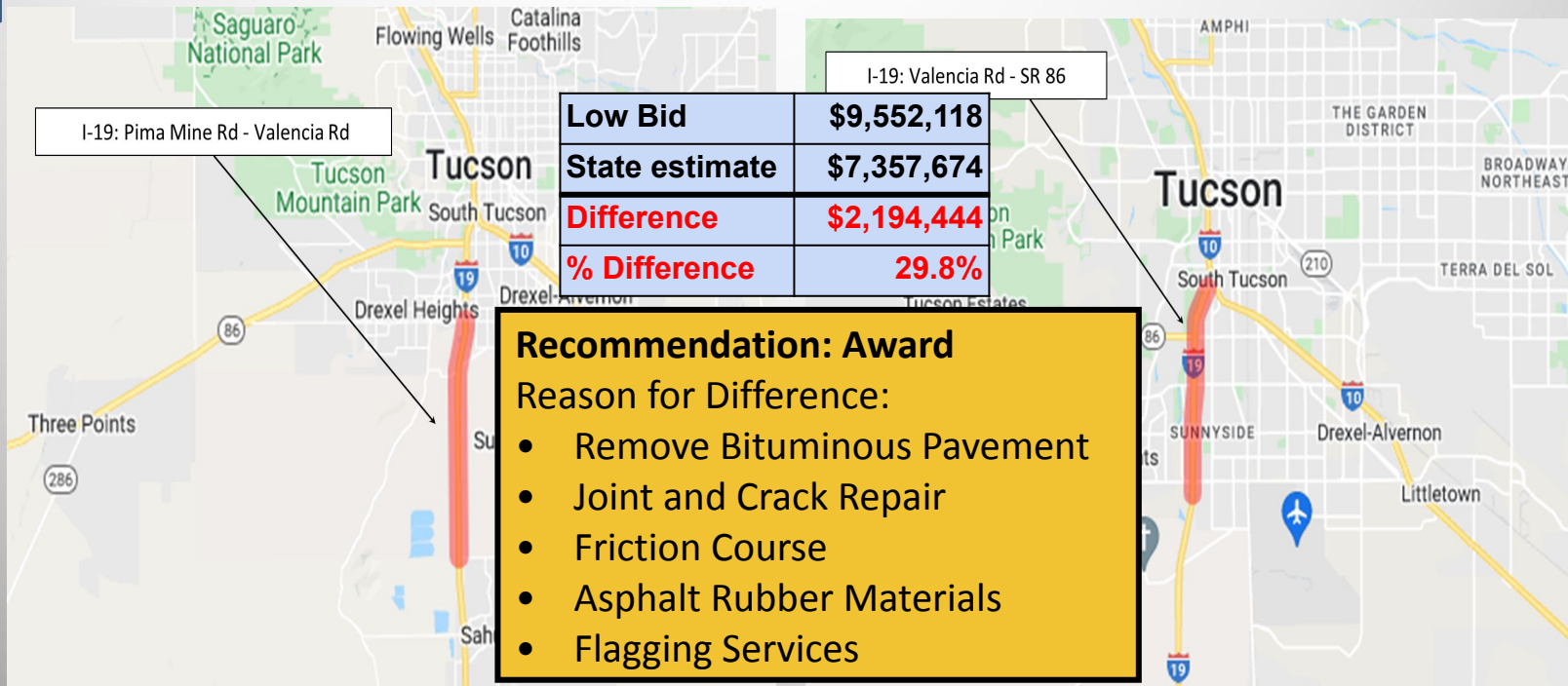
Recommendation: Reject All Bids

Reason for Difference:

- Remove Bridge Barrier
- Bridge Deck Overlay
- Temporary Concrete Barrier
- Embedded Sign Post
- Temporary Sign

PAVEMENT REHABILITATION

I-19: Pima Mine Rd - Valencia Rd & Valencia Rd - SR 86

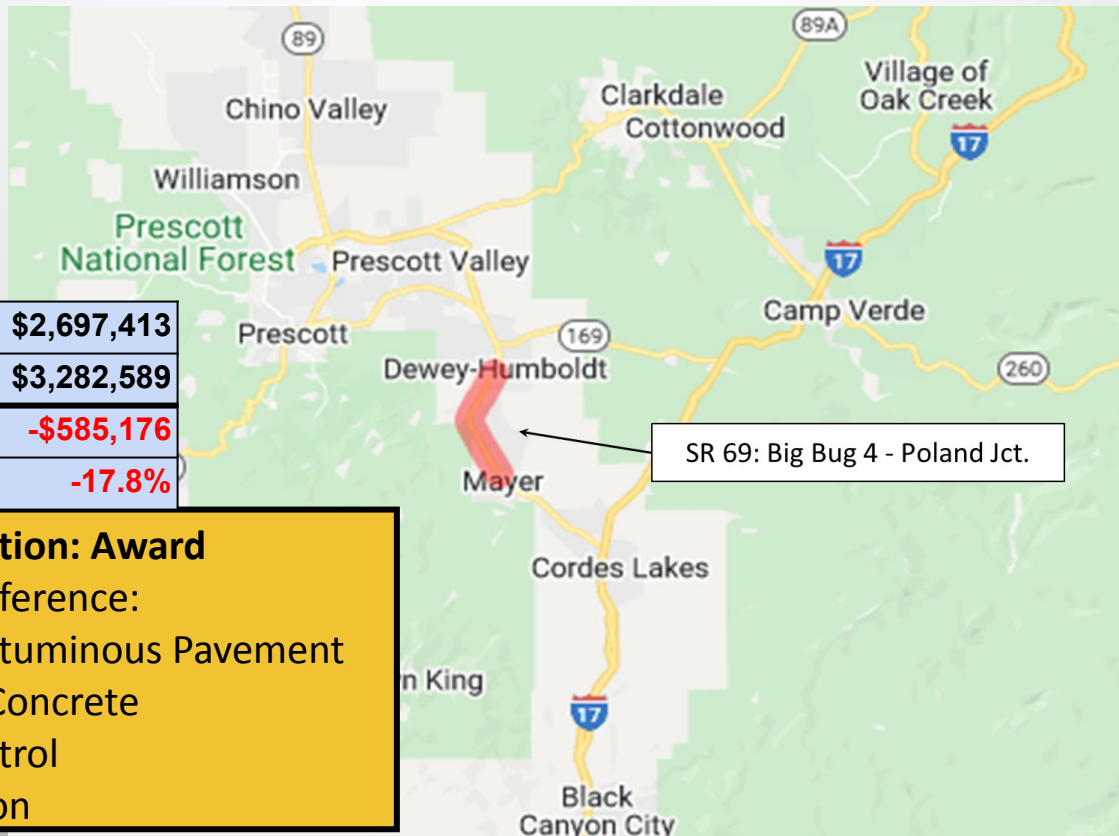


| | |
|----------------|-------------|
| Low Bid | \$2,697,413 |
| State estimate | \$3,282,589 |
| Difference | -\$585,176 |
| % Difference | -17.8% |

Recommendation: Award

Reason for Difference:

- Remove Bituminous Pavement
- Asphaltic Concrete
- Traffic Control
- Mobilization

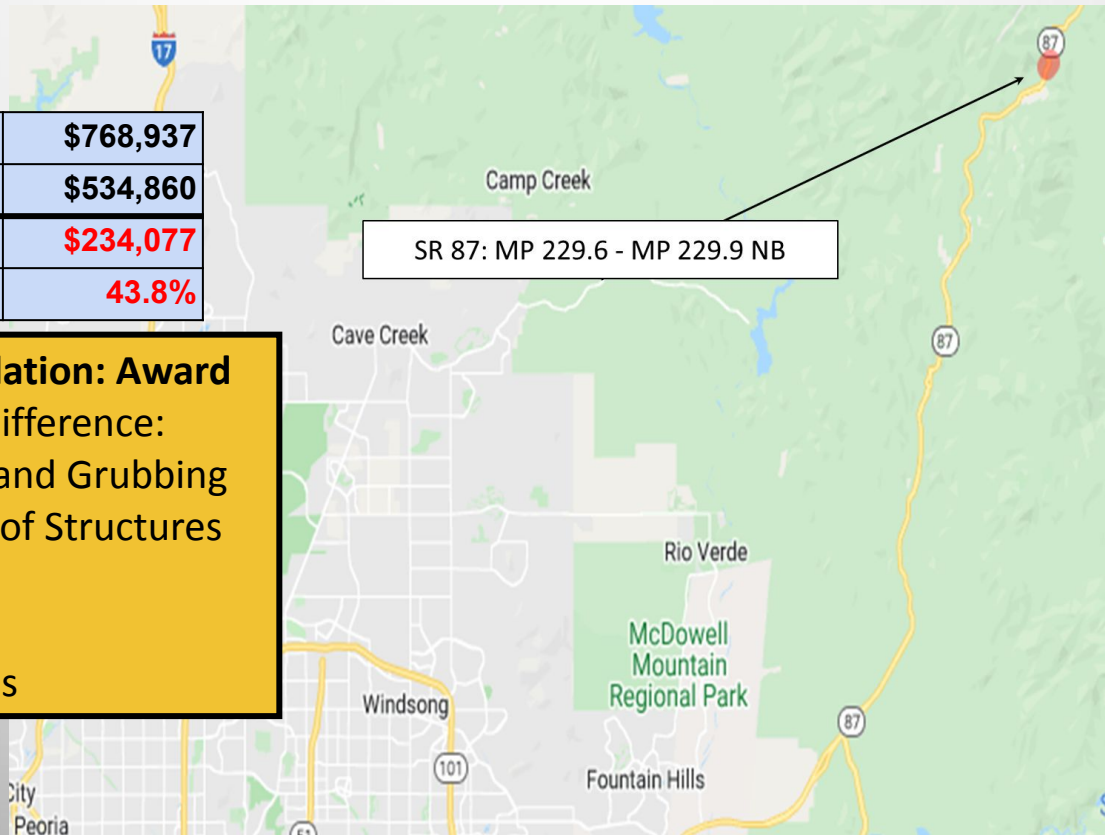


| | |
|----------------|-----------|
| Low Bid | \$768,937 |
| State estimate | \$534,860 |
| Difference | \$234,077 |
| % Difference | 43.8% |

Recommendation: Award

Reason for Difference:

- Clearing and Grubbing
- Removal of Structures
- Borrow
- Pipes
- Headwalls



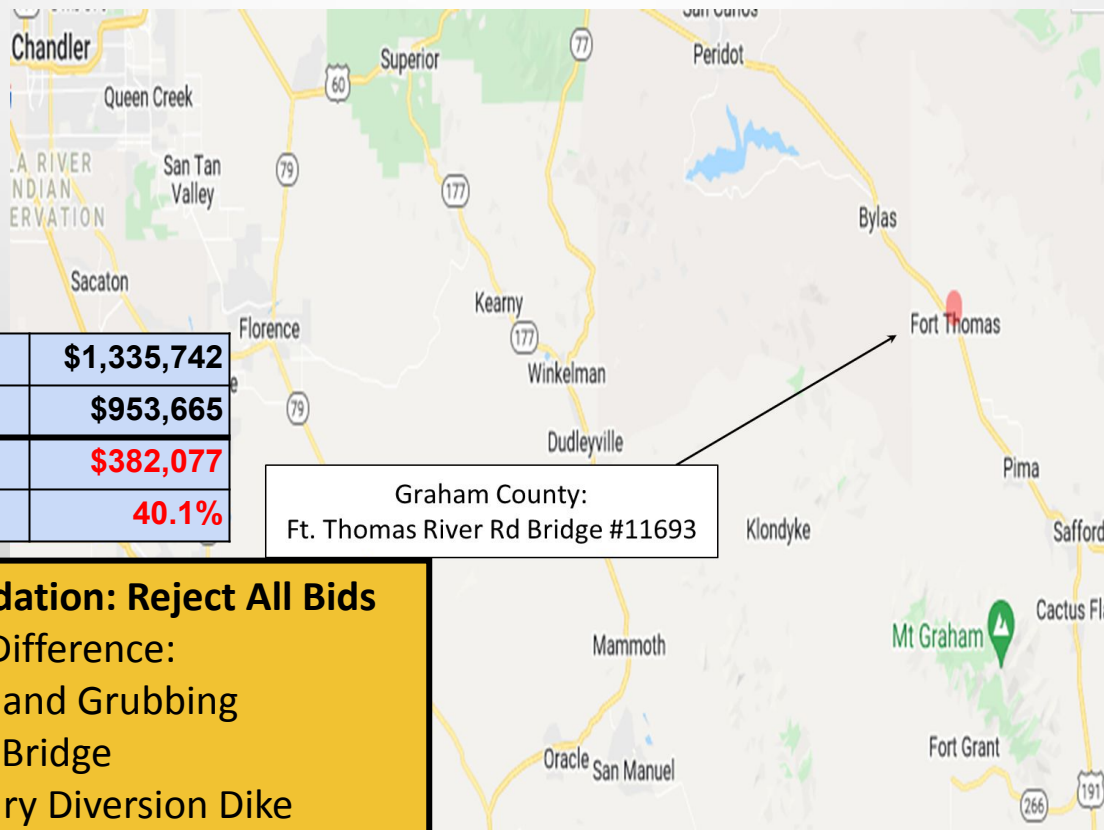
| | |
|----------------|-------------|
| Low Bid | \$1,335,742 |
| State estimate | \$953,665 |
| Difference | \$382,077 |
| % Difference | 40.1% |

Recommendation: Reject All Bids

Reason for Difference:

- Clearing and Grubbing
- Remove Bridge
- Temporary Diversion Dike

Graham County:
Ft. Thomas River Rd Bridge #11693

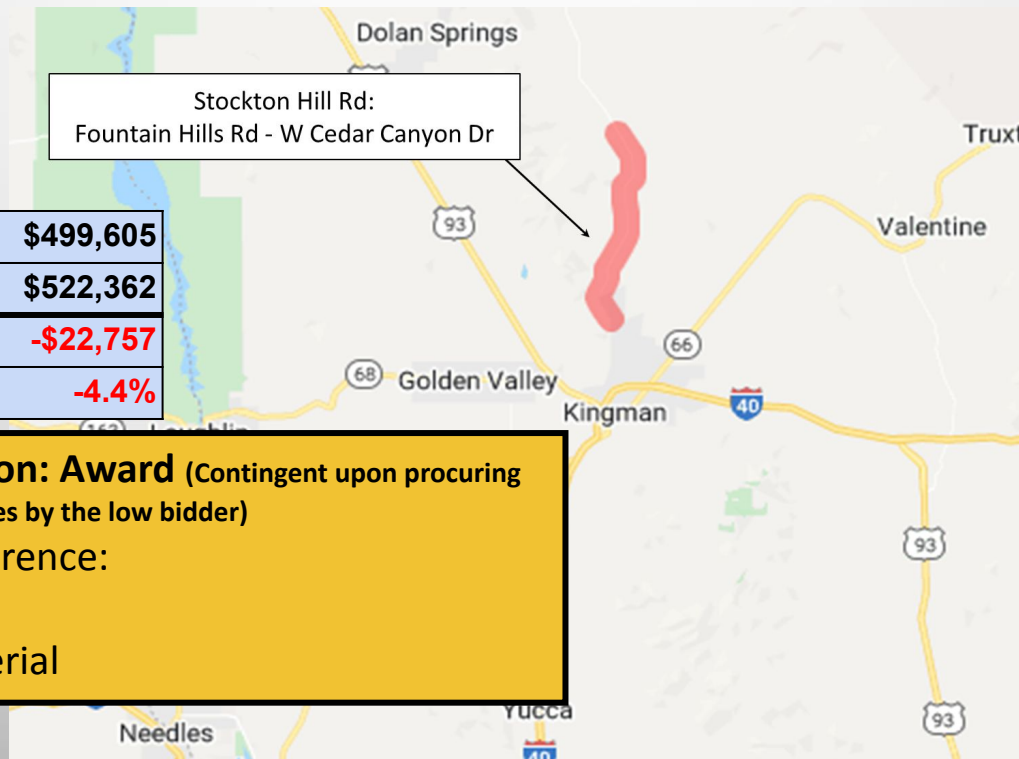


| | |
|----------------|-----------|
| Low Bid | \$499,605 |
| State estimate | \$522,362 |
| Difference | -\$22,757 |
| % Difference | -4.4% |

Recommendation: Award (Contingent upon procuring appropriate licenses by the low bidder)

Reason for Difference:

- Fog Coat
- Blotter Material

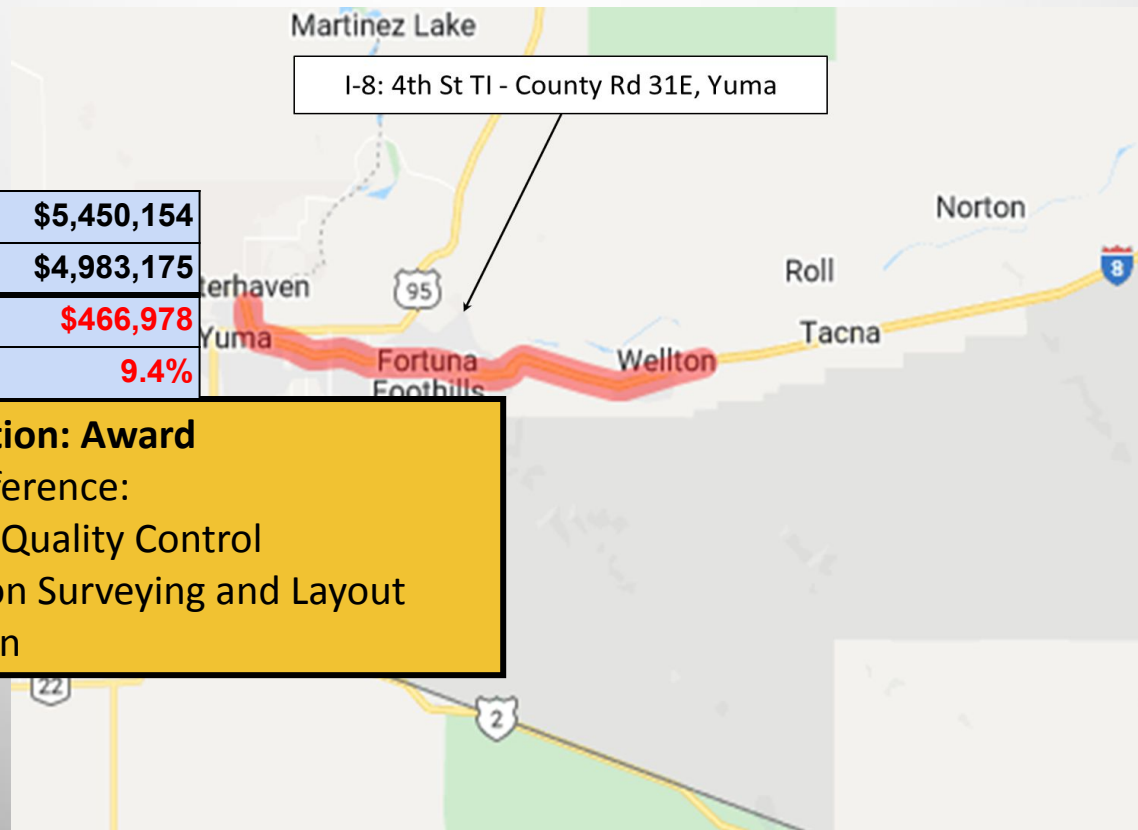


| | |
|---------------------|------------------|
| Low Bid | \$5,450,154 |
| State estimate | \$4,983,175 |
| Difference | \$466,978 |
| % Difference | 9.4% |

Recommendation: Award

Reason for Difference:

- Contractor Quality Control
- Construction Surveying and Layout
- Mobilization



The map displays the project area for I-40, specifically the segment from Winslow to Joseph City. A red highlight indicates the project location. A callout box provides the following information:

- Project:** I-40: Second Mesa - Joseph City
- Estimate:** \$5,686,595
- Low Bid:** \$5,402,004
- Price Difference:** \$284,591
- Price Difference %:** 5.3%
- Condition:** Award
- Reference:** Concrete (Misc. Structural)

Reason for Difference:

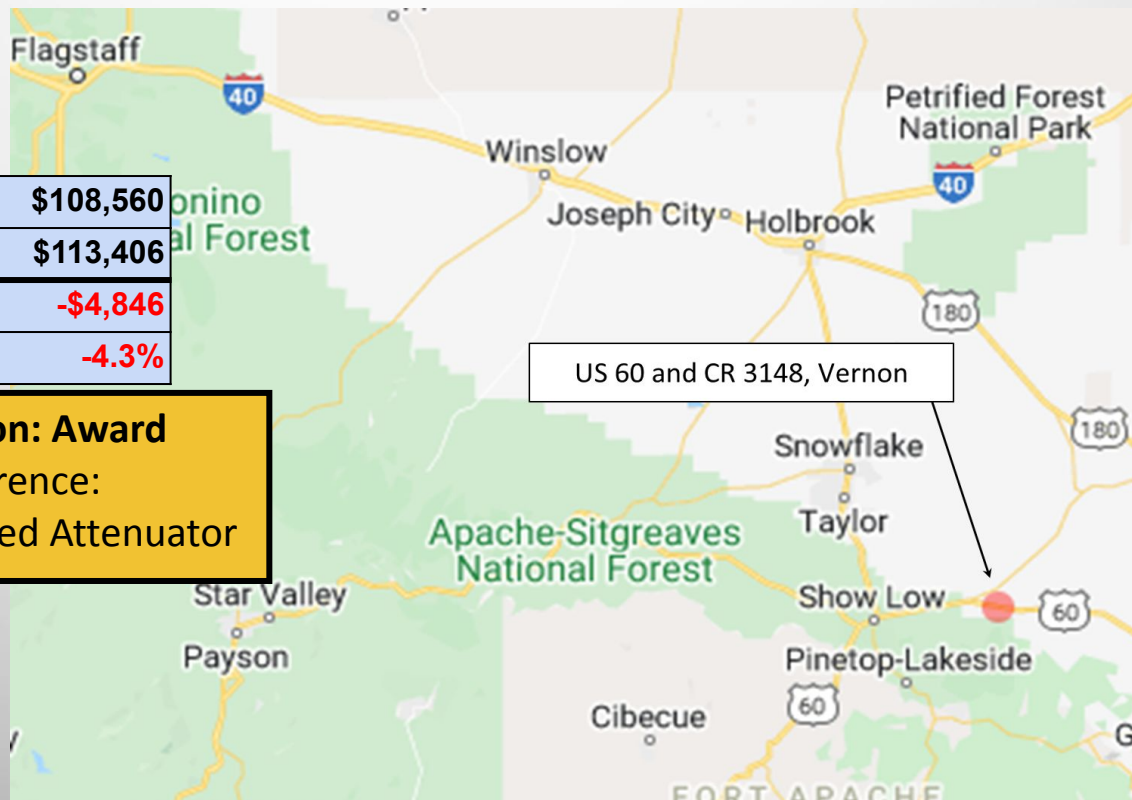
- Asphaltic Concrete (Misc. Structural)

| | |
|----------------|-----------|
| Low Bid | \$108,560 |
| State estimate | \$113,406 |
| Difference | -\$4,846 |
| % Difference | -4.3% |

Recommendation: Award

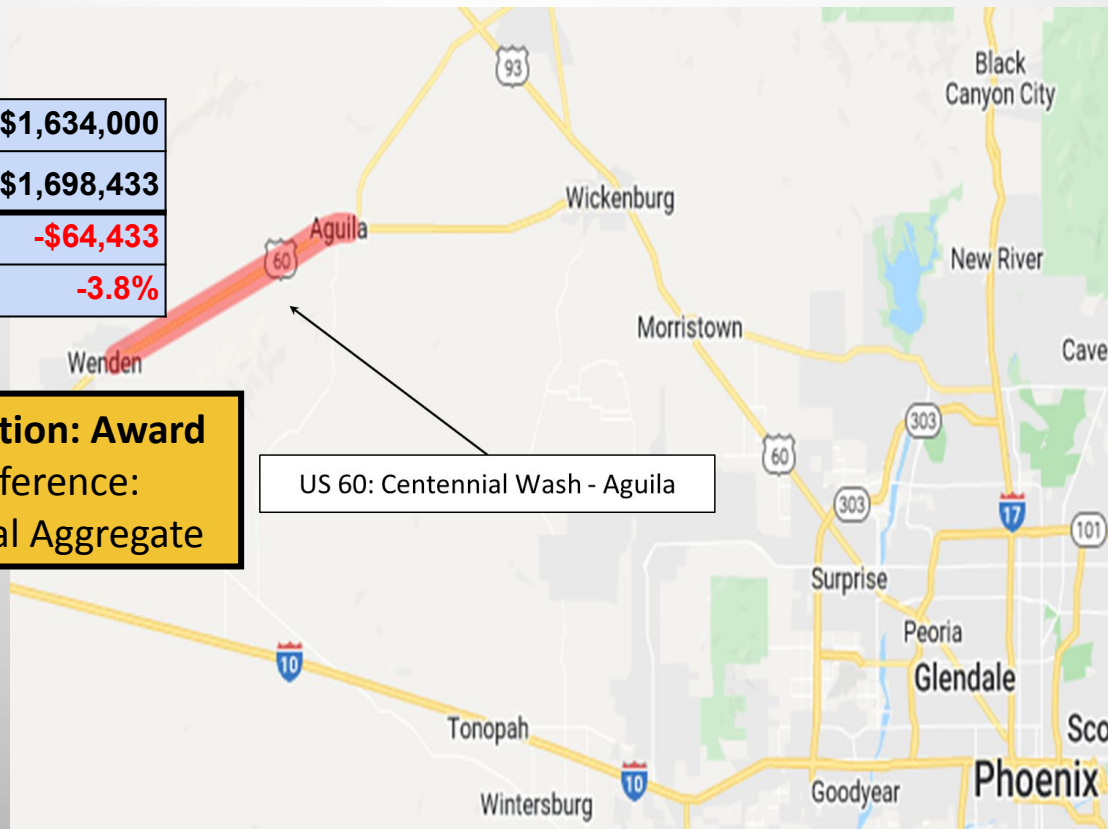
Reason for Difference:

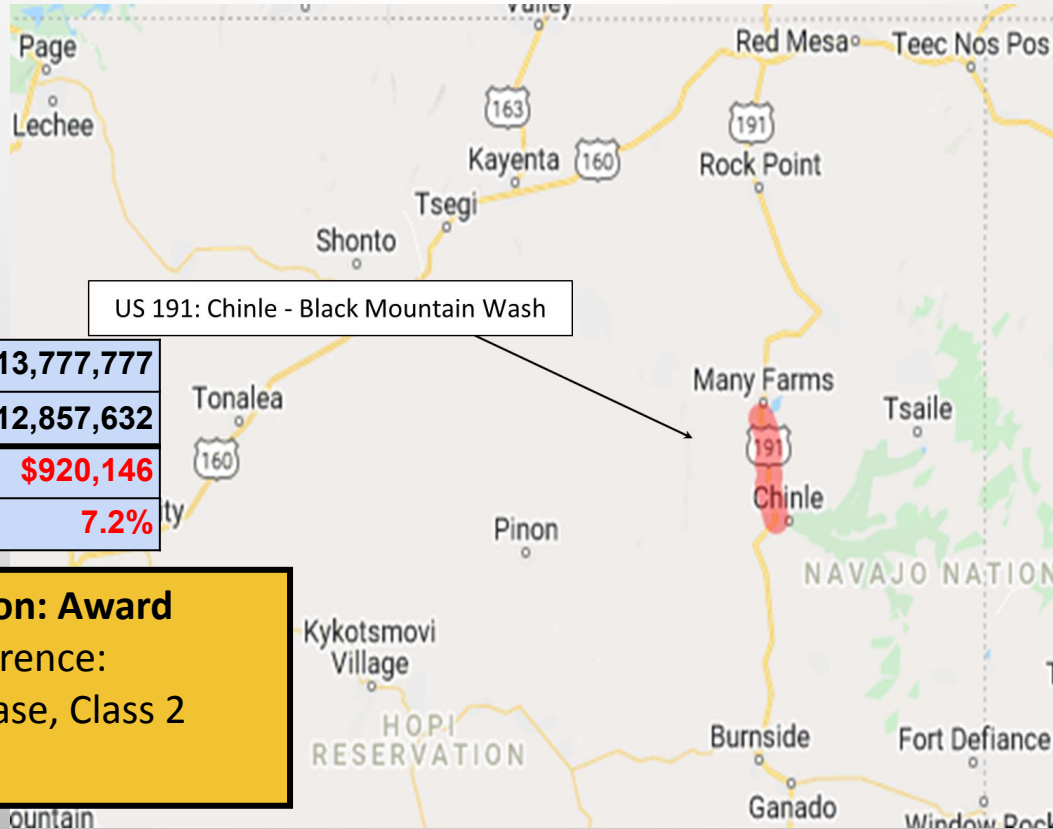
- Truck Mounted Attenuator



| | |
|----------------|-------------|
| Low Bid | \$1,634,000 |
| State estimate | \$1,698,433 |
| Difference | -\$64,433 |
| % Difference | -3.8% |

Recommendation: Award
Reason for Difference:
• Dry Mineral Aggregate





| | |
|----------------|--------------|
| Low Bid | \$13,777,777 |
| State estimate | \$12,857,632 |
| Difference | \$920,146 |
| % Difference | 7.2% |

Recommendation: Award

Reason for Difference:

- Aggregate Base, Class 2
- Headwalls