

# Item 7 – State Engineer's Report

## August 19, 2022

### Summary of Active and Finalized Projects

- 100 projects under construction      **\$2,050.6 Million**
- 1 project finalized in July      **\$0.9 Million**
- Fiscal Year to date:      **1 project finalized**

# Item 8 – New Construction Contracts

Item	Highway	Low bid	State Estimate	Difference	Percent
3f	I-8	\$8,078,317.00	\$8,317,762.75	(\$239,445.75)	-2.9%
3g	SR 86	\$1,893,000.00	\$2,039,875.50	(\$146,875.50)	-7.2%
3h	US 93	\$1,655,158.83	\$1,853,983.02	(\$198,824.19)	-10.7%
3i	SR 95	\$2,157,408.67	\$2,027,859.70	\$129,548.97	6.4%
3j	SR 303 L	\$73,300,597.22	\$81,918,326.50	(\$8,617,729.28)	-10.5%
*8a	I-10	\$6,113,131.00	\$3,636,041.65	\$2,477,089.35	68.1%
8b	US 60	\$3,994,994.00	\$4,979,727.70	(\$984,733.70)	-19.8%
8c	SR 95	\$788,888.88	\$579,682.20	\$209,206.68	36.1%
8d	US 95	\$3,384,433.95	\$4,018,267.50	(\$633,833.55)	-15.8%
8e	US 191	\$4,610,808.30	\$4,092,372.85	\$518,435.45	12.7%
8f	SR 287	\$726,538.45	\$596,600.70	\$129,937.75	21.8%
<b>TOTAL THIS MONTH</b>		\$100,590,145.30	\$110,424,458.42	(\$9,834,313.12)	-8.9%
<b>TOTAL FY TO DATE</b>		\$100,590,145.30	\$110,424,458.42	(\$9,834,313.12)	-8.9%

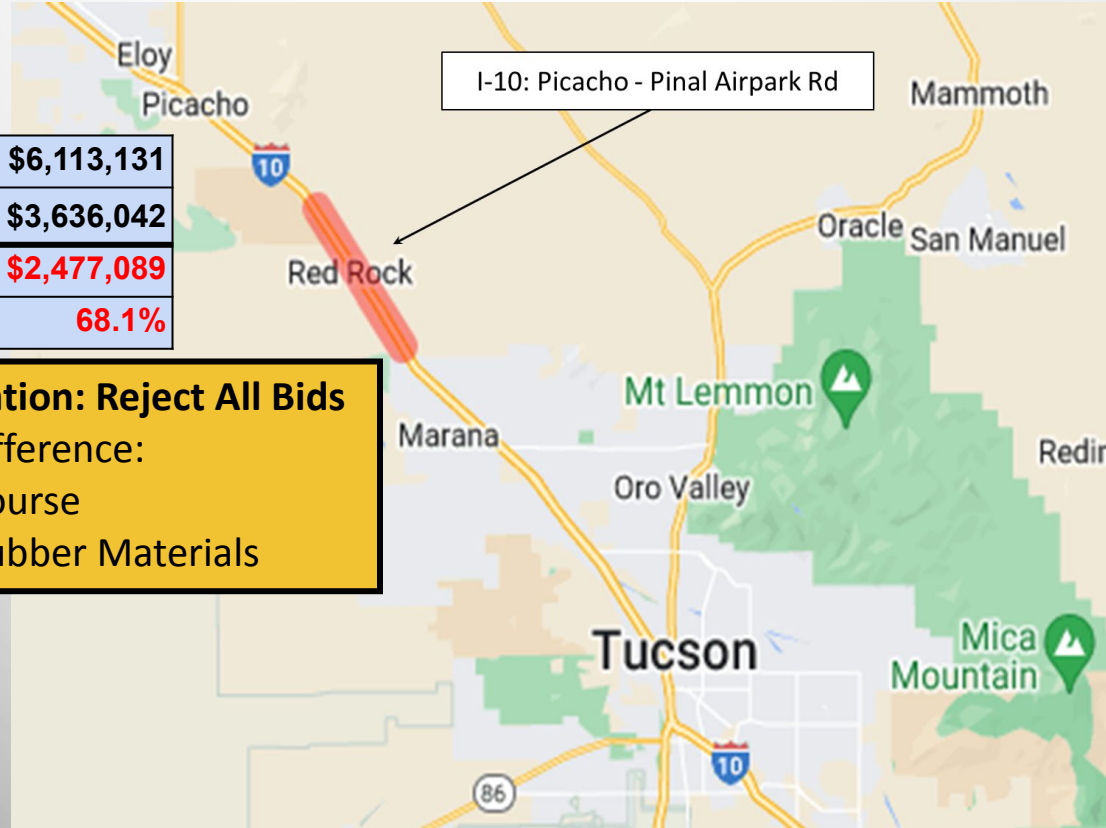
\* Item 8a is Reject All Bids and is not included in the totals

Low Bid	\$6,113,131
State estimate	\$3,636,042
Difference	\$2,477,089
% Difference	68.1%

**Recommendation: Reject All Bids**

Reason for Difference:

- Friction Course
- Asphalt Rubber Materials

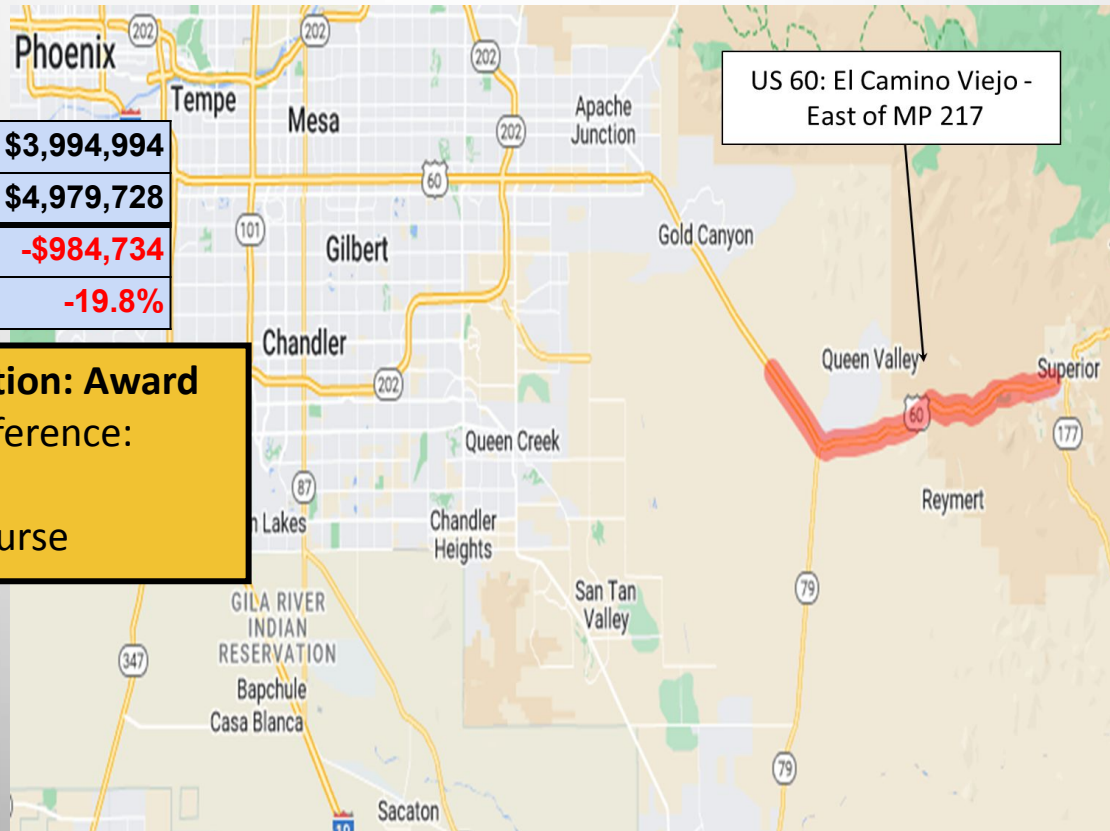


Low Bid	\$3,994,994
State estimate	\$4,979,728
Difference	-\$984,734
% Difference	-19.8%

**Recommendation: Award**

Reason for Difference:

- Milling
- Friction Course

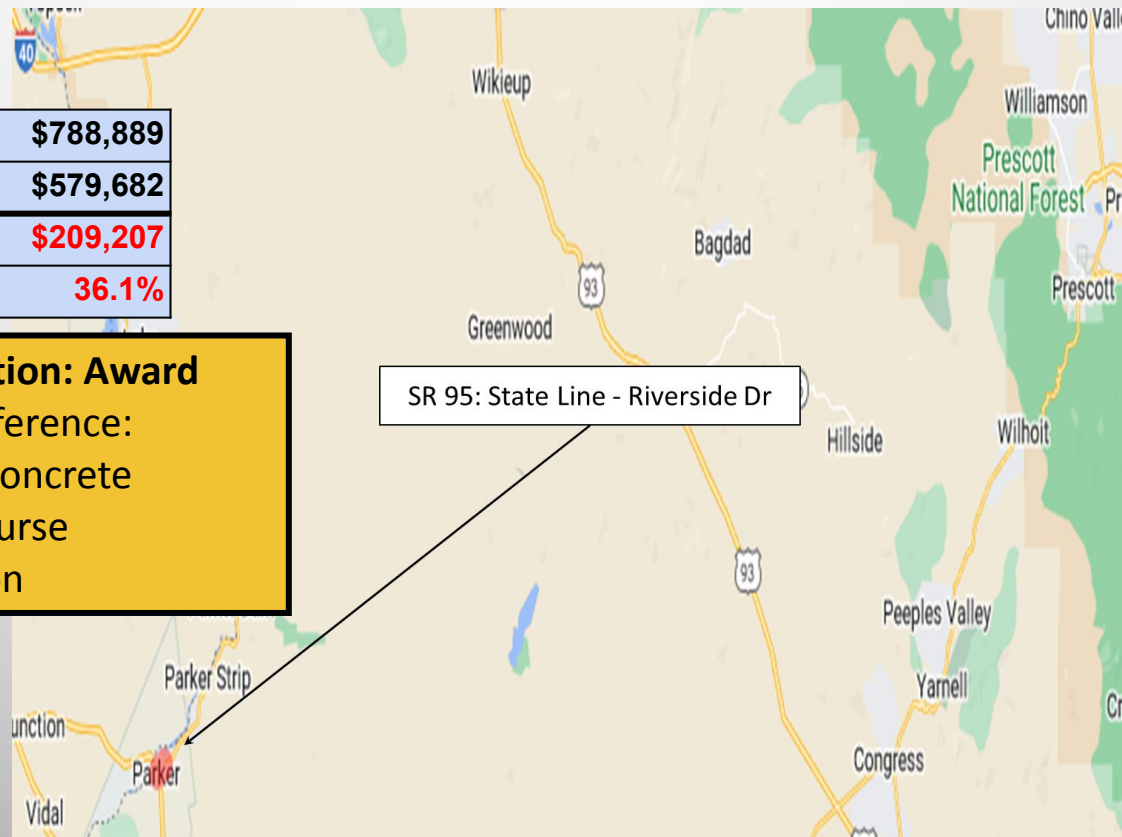


Low Bid	\$788,889
State estimate	\$579,682
<b>Difference</b>	<b>\$209,207</b>
<b>% Difference</b>	<b>36.1%</b>

**Recommendation: Award**

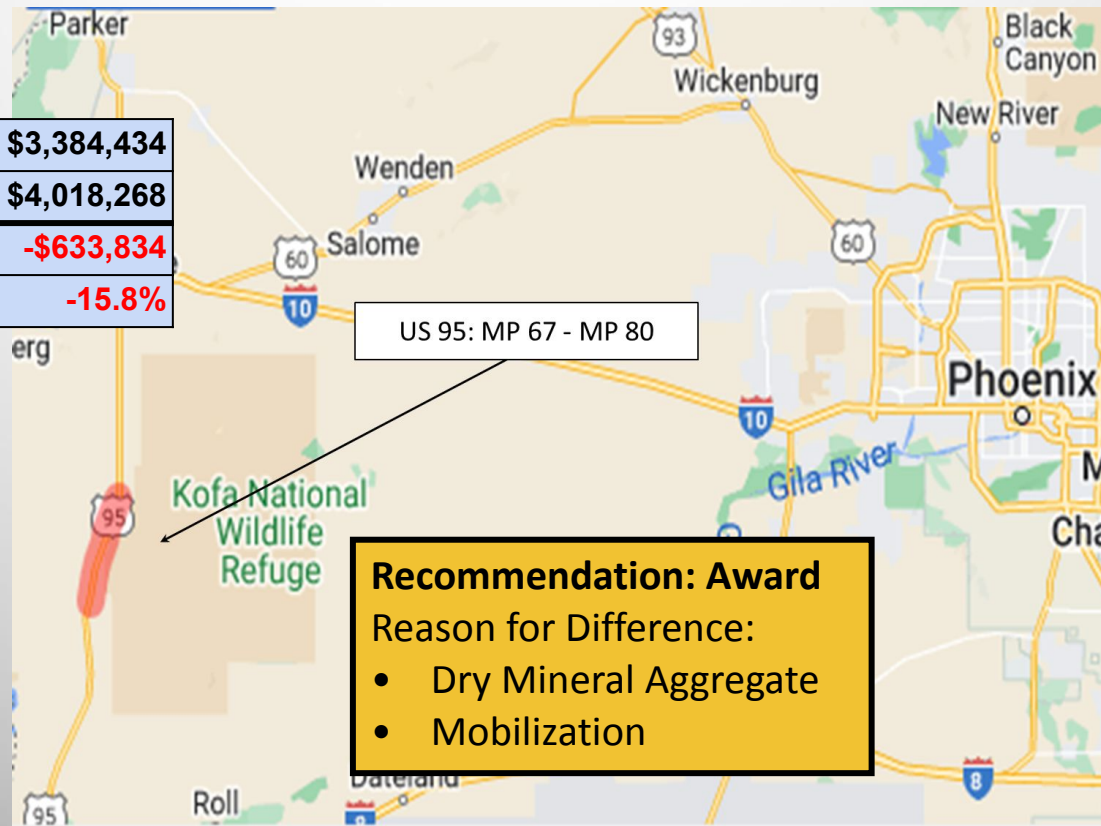
Reason for Difference:

- Asphaltic Concrete
- Friction Course
- Mobilization





Low Bid	\$3,384,434
State estimate	\$4,018,268
Difference	-\$633,834
% Difference	-15.8%

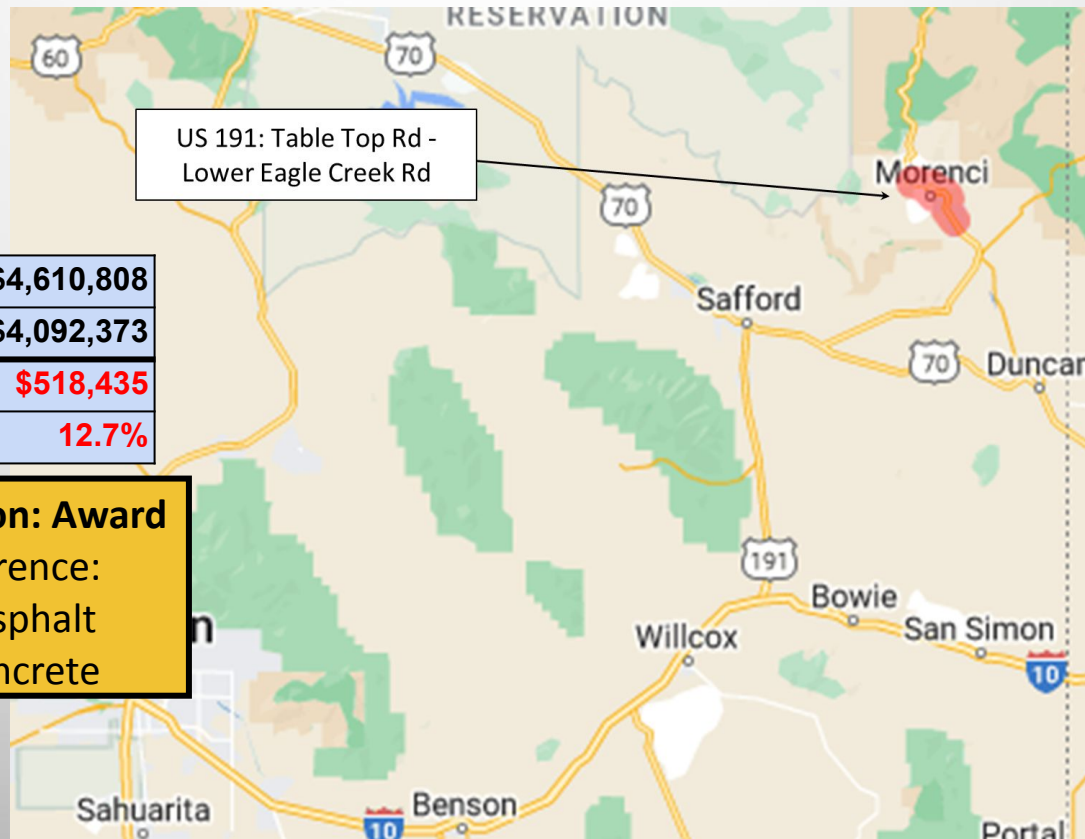


Low Bid	\$4,610,808
State estimate	\$4,092,373
<b>Difference</b>	<b>\$518,435</b>
<b>% Difference</b>	<b>12.7%</b>

**Recommendation: Award**

Reason for Difference:

- Emulsified Asphalt
- Asphaltic Concrete



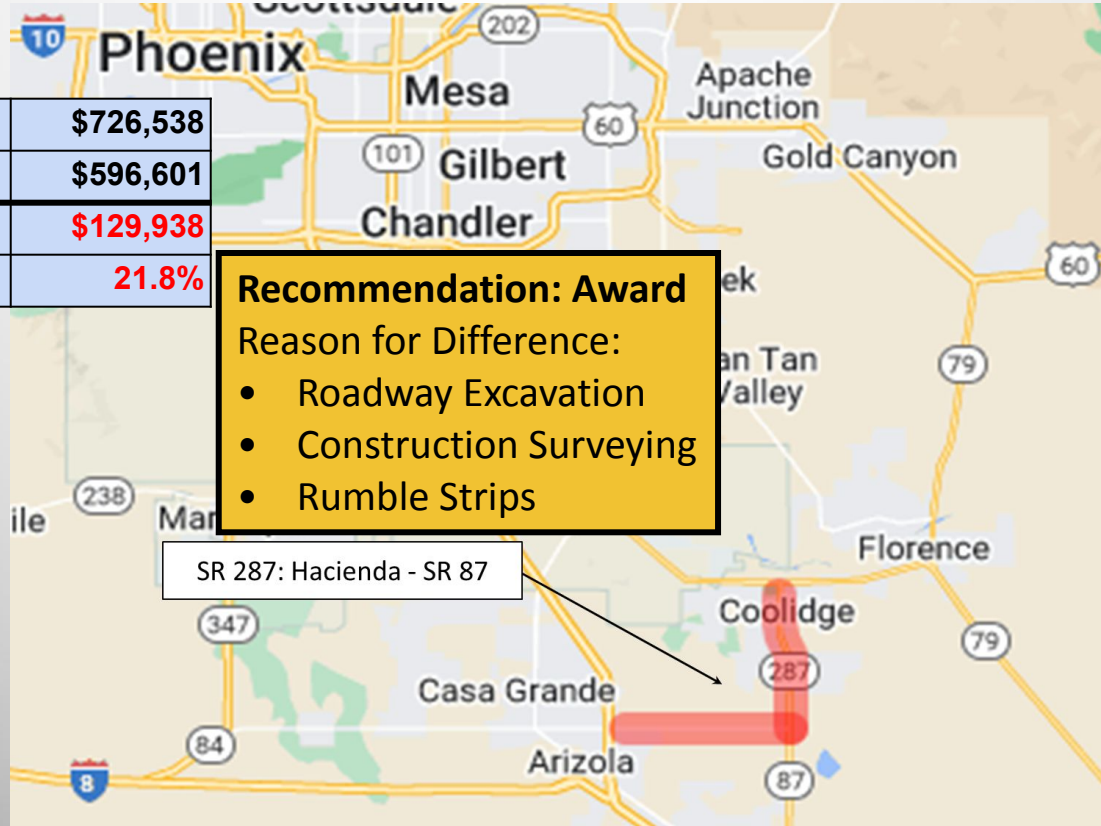
Low Bid	\$726,538
State estimate	\$596,601
Difference	\$129,938
% Difference	21.8%

**Recommendation: Award**

Reason for Difference:

- Roadway Excavation
- Construction Surveying
- Rumble Strips

SR 287: Hacienda - SR 87





Low Bid	\$8,078,317
State estimate	\$8,317,763
Difference	-\$239,446
% Difference	-2.9%

**Recommendation: Award**

Reason for Difference:

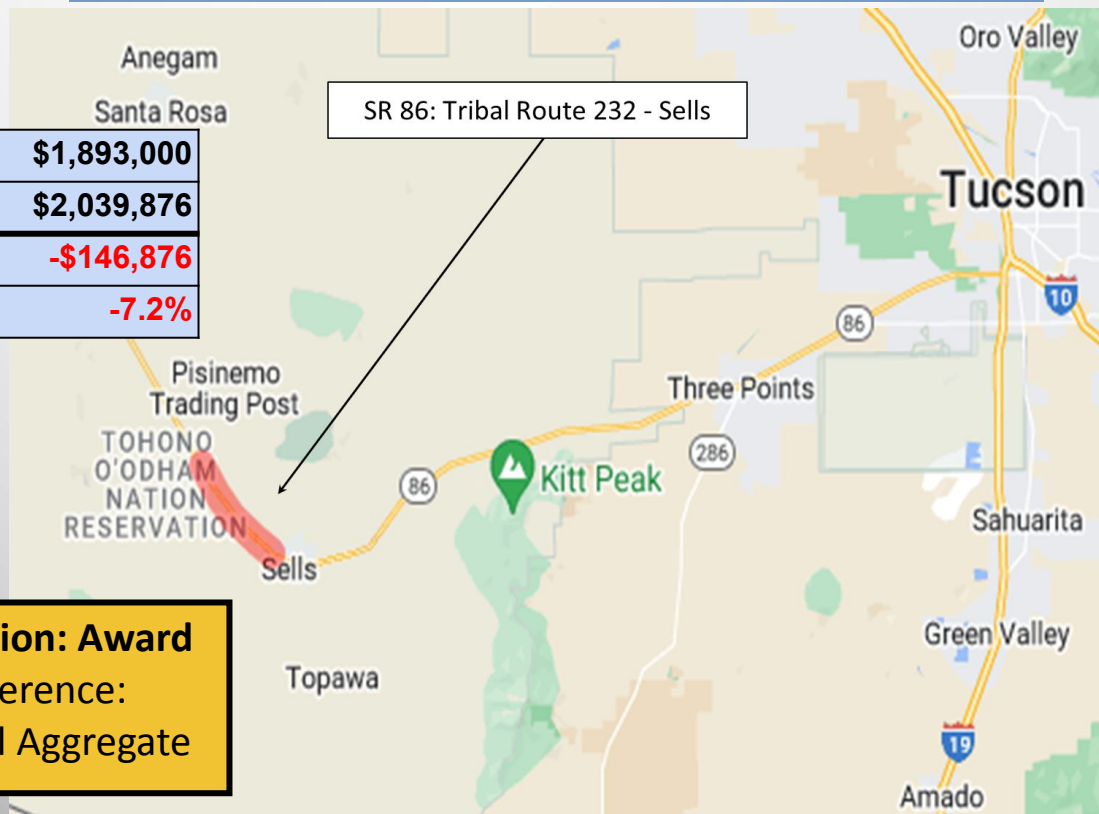
- Asphalt Binder



Low Bid	\$1,893,000
State estimate	\$2,039,876
Difference	-\$146,876
% Difference	-7.2%

**Recommendation: Award**  
Reason for Difference:

- Dry Mineral Aggregate



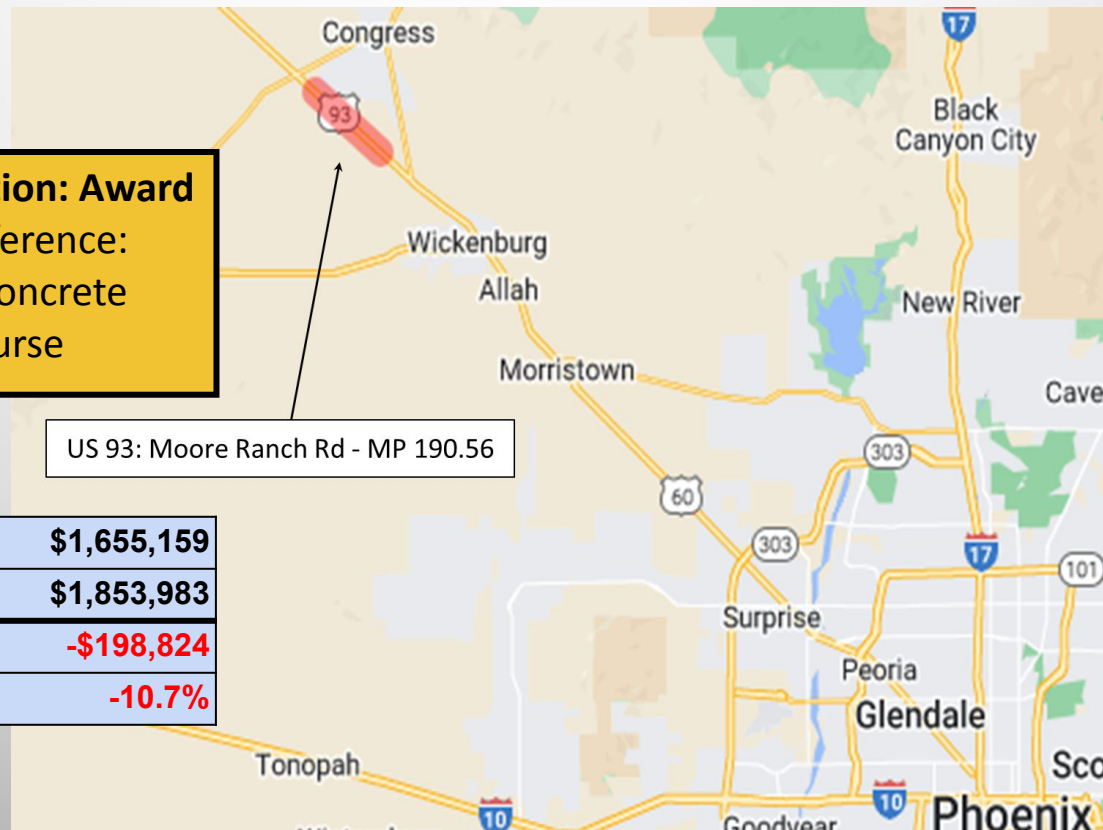
**Recommendation: Award**

Reason for Difference:

- Asphaltic Concrete
- Friction Course

US 93: Moore Ranch Rd - MP 190.56

Low Bid	\$1,655,159
State estimate	\$1,853,983
Difference	-\$198,824
% Difference	-10.7%



Low Bid	\$2,157,409
State estimate	\$2,027,860
Difference	\$129,549
% Difference	6.4%

**Recommendation: Award**

Reason for Difference:

- Structural Concrete



Low Bid	\$73,300,597
State estimate	\$81,918,327
Difference	-\$8,617,729
% Difference	-10.5%

**Recommendation: Award**

Reason for Difference:

- Roadway Excavation
- Borrow In Place
- Portland Cement Concrete Pavement

