

FINANCIAL MANAGEMENT SERVICES  
MONTHLY FINANCIAL REPORT  
JANUARY 20, 2023

# ECONOMIC HIGHLIGHTS

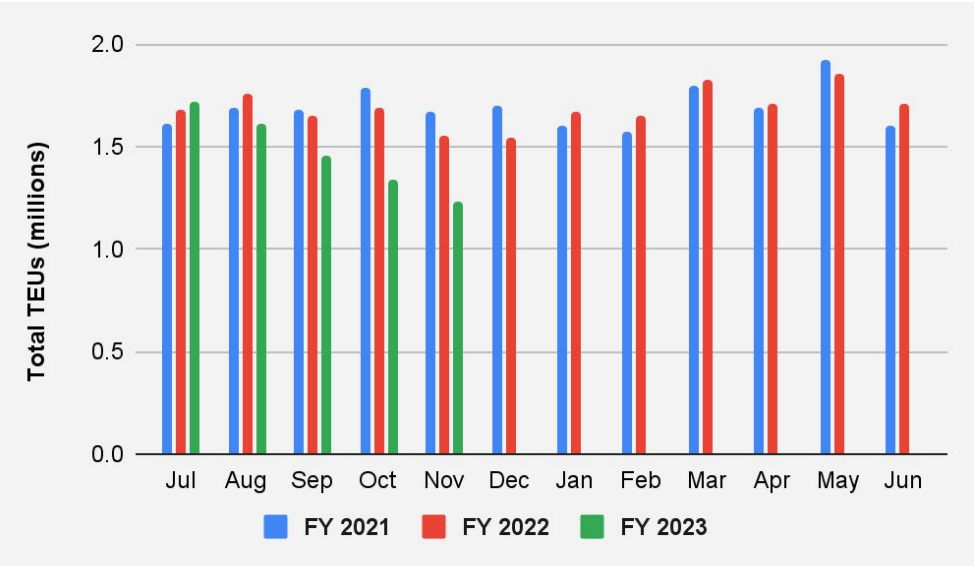
## Arizona Indicators

- Combined container volume at the Port of Los Angeles and the Port of Long Beach was 21.1 percent lower in November 2022 than in November 2021.
- The U.S. Energy Information Administration reported the price of West Coast No. 2 diesel was \$5.74 per gallon in November 2022, up from \$4.40 per gallon in November 2021.
- The Arizona average price per gallon for regular unleaded gas was \$4.20 in November 2022, compared to \$3.68 in November 2021.
- The Arizona seasonally adjusted unemployment rate, as reported by the Arizona Office of Economic Opportunity, increased to 4.1 percent in November 2022, up from the 3.9 percent experienced in November 2021.

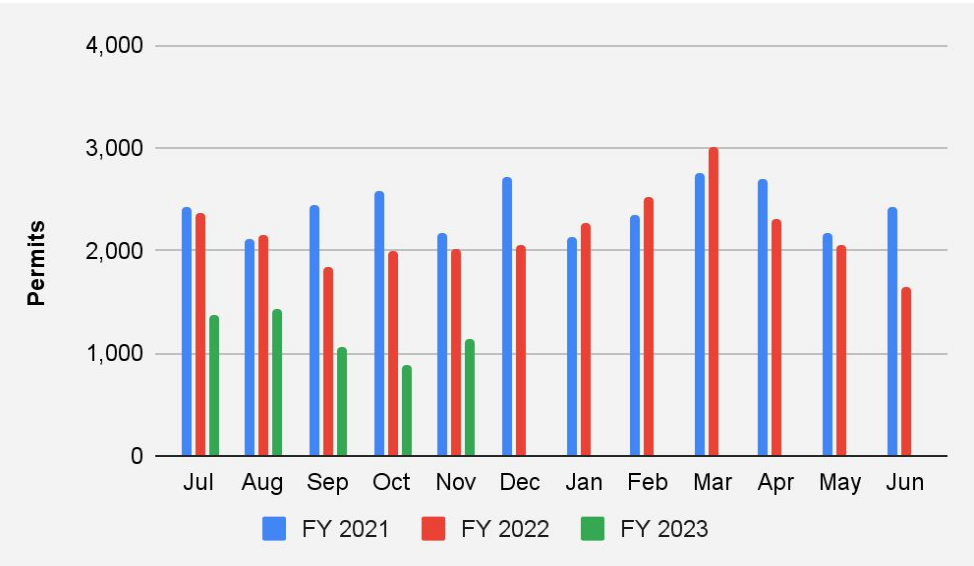
## Greater Phoenix Area Indicators

- The number of new single-family building permits issued in Maricopa County in November 2022 was down 43.1 percent compared to the same month of 2021.
- The monthly employment report published by the Arizona Office of Economic Opportunity stated the construction sector in the Greater Phoenix Area gained 9,400 jobs year-over-year from November 2021 to November 2022, an increase of 6.7 percent.
- The Greater Phoenix Area unadjusted unemployment rate was 3.0 percent in November 2022, up from 2.8 percent in November 2021.

## Container Statistics for Port of LA and Port of Long Beach



## Maricopa County New Single-Family Building Permits

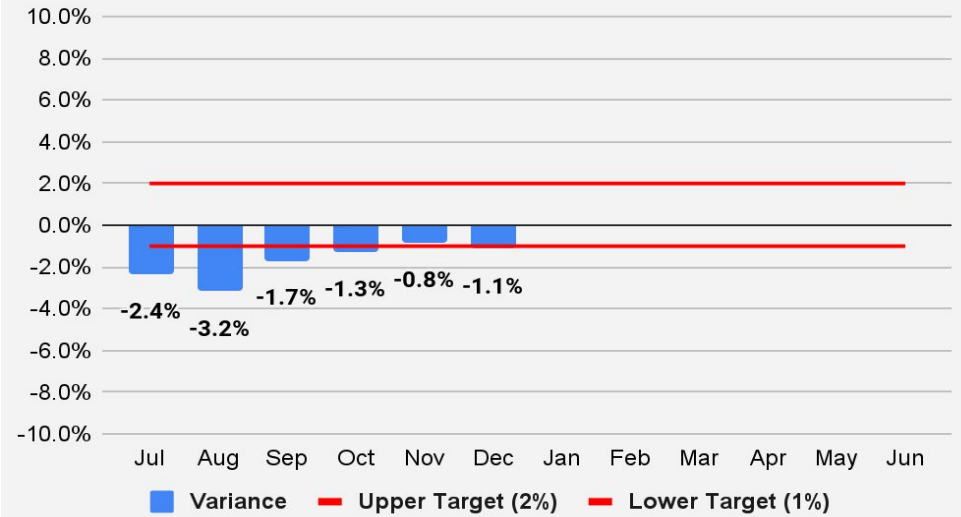


# HIGHWAY USER REVENUE FUND (HURF) THROUGH DECEMBER 31, 2022

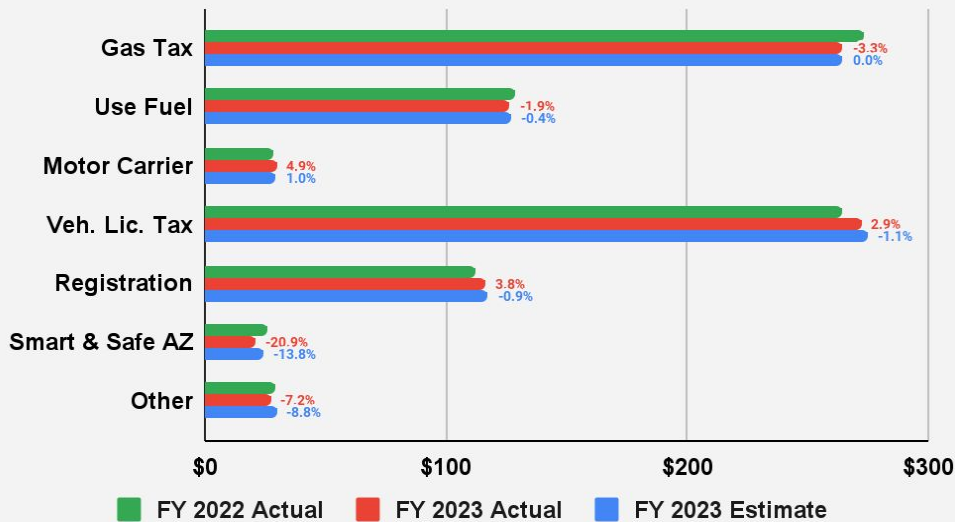
## Highlights

- Year-to-date FY 2023 HURF revenues are 1.1 percent below forecast and 0.6 percent below the same period of FY 2022.
- Year-to-date gas tax revenues have decreased 3.3 percent from FY 2022 to FY 2023 and have no variance from the forecast.
- Year-to-date vehicle license tax revenues have increased 2.9 percent from FY 2022 to FY 2023 and are 1.1 percent below the forecast.
- FY 2023 year-to-date Smart & Safe AZ Act (SSAA) revenues are 13.8 percent below the forecast.

## Variance from Forecast Year-to-Date



## Revenue Category Performance Year-to-Date (\$ in Millions)



## Monthly Comparison (\$ in Thousands)

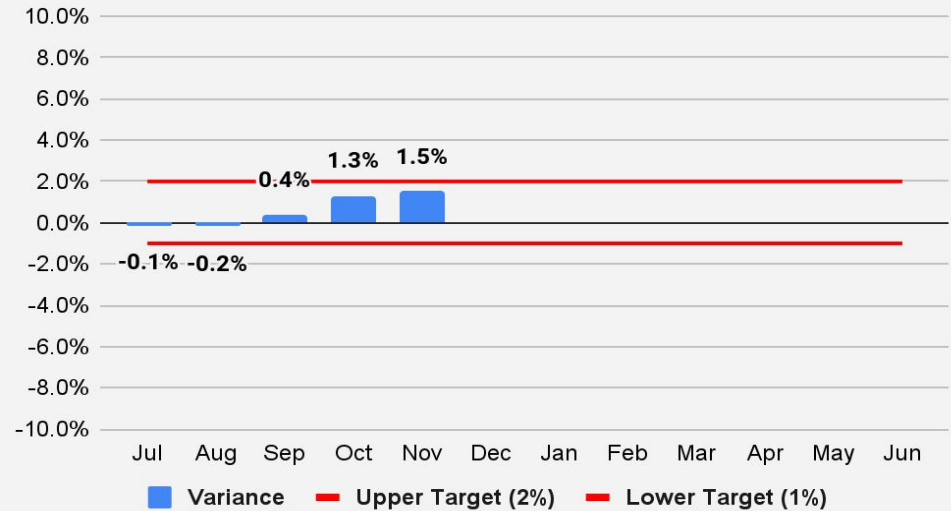
	FY 2022 Actual	FY 2023 Actual	% Change	FY 2023 Estimate	% Difference
July	\$141,549	\$136,857	-3.3%	\$140,170	-2.4%
August	\$145,382	\$131,267	-9.7%	\$136,740	-4.0%
September	\$140,641	\$144,129	2.5%	\$142,430	1.2%
October	\$138,239	\$139,825	1.1%	\$139,830	0.0%
November	\$128,788	\$134,121	4.1%	\$132,830	1.0%
December	\$156,756	\$159,878	2.0%	\$163,890	-2.4%
<b>Subtotal</b>	<b>\$851,355</b>	<b>\$846,078</b>	<b>-0.6%</b>	<b>\$855,890</b>	<b>-1.1%</b>
January	\$140,216	\$0	-	\$141,870	-
February	\$128,466	\$0	-	\$130,690	-
March	\$151,450	\$0	-	\$145,470	-
April	\$157,159	\$0	-	\$159,800	-
May	\$131,403	\$0	-	\$136,370	-
June	\$169,089	\$0	-	\$178,380	-
<b>Total</b>	<b>\$1,729,138</b>	<b>\$846,078</b>		<b>\$1,748,470</b>	

# REGIONAL AREA ROAD FUND (RARF) THROUGH NOVEMBER 30, 2022

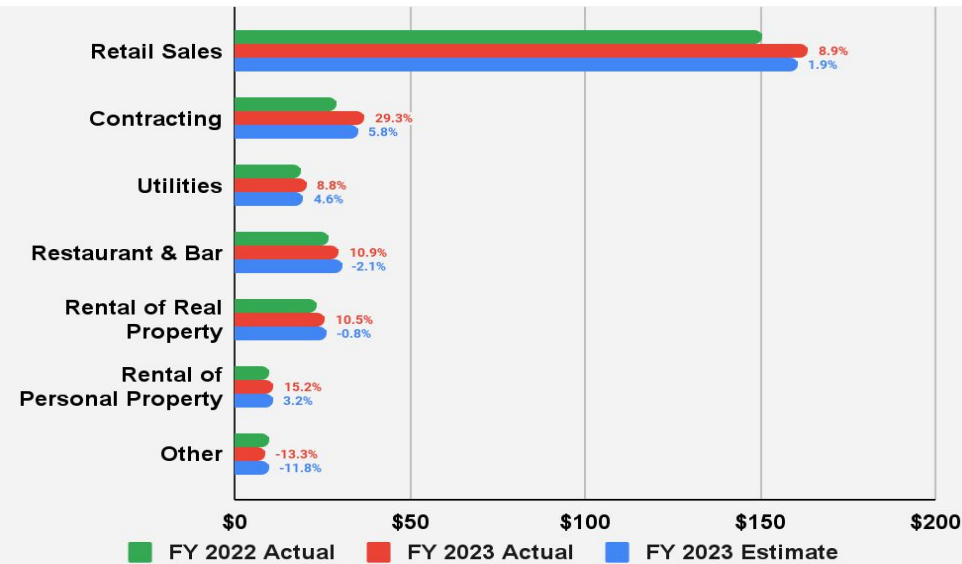
## Highlights

- FY 2023 RARF revenues through November surpassed the same period of FY 2022 by 10.9 percent and were 1.5 percent above the forecast.
- Retail sales, the largest revenue category of RARF, grew 8.9 percent year-to-date when compared to the same period of the last fiscal year.
- Restaurant and Bar revenues grew 10.9 percent year-to-date when compared to the same period of the last fiscal year.
- Contracting revenues increased 29.3 percent year-to-date when compared to the same period of the last fiscal year.
- The 30 year mortgage interest rate in November 2022 was 6.81 percent, higher than the 3.07 percent experienced in November 2021.

## Variance from Forecast Year-to-Date



## Revenue Category Performance Year-to-Date (\$ in Millions)



## Monthly Comparison (\$ in Thousands)

	FY 2022 Actual	FY 2023 Actual	% Change	FY 2023 Estimate	% Difference
July	\$53,297	\$59,187	11.1%	\$59,260	-0.1%
August	\$50,362	\$55,376	10.0%	\$55,530	-0.3%
September	\$53,685	\$57,963	8.0%	\$57,050	1.6%
October	\$51,724	\$58,830	13.7%	\$56,540	4.1%
November	\$52,242	\$58,304	11.6%	\$56,950	2.4%
<b>Subtotal</b>	<b>\$261,309</b>	<b>\$289,661</b>	<b>10.9%</b>	<b>\$285,330</b>	<b>1.5%</b>
December	\$54,503	\$0	-	\$58,600	-
January	\$63,959	\$0	-	\$69,330	-
February	\$51,571	\$0	-	\$55,780	-
March	\$53,599	\$0	-	\$58,230	-
April	\$63,399	\$0	-	\$68,080	-
May	\$58,664	\$0	-	\$62,840	-
June	\$57,846	\$0	-	\$61,920	-
<b>Total</b>	<b>\$664,850</b>	<b>\$289,661</b>		<b>\$720,110</b>	

INVESTMENT PERFORMANCE THROUGH NOVEMBER 30, 2022 (\$ IN THOUSANDS) /4

Investment Pools	Monthly Average Available Cash	Monthly Average Invested Balance	Percent Invested	November		Fiscal Year-to-date (FYTD)	
				Interest Received	Current Yield	Interest Received	FYTD Yield
<b>Pool 2</b>							
Highway	\$699,683	\$688,368	98.38%	\$1,734	3.05%	\$5,963	2.26%
MAG/PAG 12.6% & 2.6%	\$445,934	\$445,348	99.87%	\$1,118	3.05%	\$4,080	2.26%
HURF Bond Redemption	\$34,633	\$34,252	98.90%	\$86	3.05%	\$210	2.26%
Other/1	\$167,167	\$161,163	96.41%	\$391	3.05%	\$1,553	2.26%
<b>Subtotal</b>	<b>\$1,347,417</b>	<b>\$1,329,131</b>	<b>98.64%</b>	<b>\$3,328</b>	<b>3.05%</b>	<b>\$11,806</b>	<b>2.26%</b>
<b>Pool 3 Revised</b>							
HELP/2	\$4	\$4	100.00%	\$0	3.15%	\$0	2.35%
Other/3	\$13,925	\$13,674	98.20%	\$35	3.15%	\$128	2.35%
<b>Subtotal</b>	<b>\$13,928</b>	<b>\$13,678</b>	<b>98.20%</b>	<b>\$35</b>	<b>3.15%</b>	<b>\$129</b>	<b>2.35%</b>
<b>Pool 4</b>							
Local Agency Deposits	\$121,548	\$120,548	99.18%	\$286	2.55%	\$668	2.09%
RARF Bond Redemption	\$60,197	\$59,546	98.92%	\$125	2.55%	\$334	2.09%
Regional Area Road Fund	\$689,802	\$684,623	99.25%	\$1,441	2.55%	\$5,884	2.09%
<b>Subtotal</b>	<b>\$871,547</b>	<b>\$864,718</b>	<b>99.22%</b>	<b>\$1,852</b>	<b>2.55%</b>	<b>\$6,886</b>	<b>2.09%</b>
<b>Total</b>	<b>\$2,232,892</b>	<b>\$2,207,526</b>	<b>98.86%</b>	<b>\$5,216</b>	<b>2.87%</b>	<b>\$18,821</b>	<b>2.20%</b>

Source: State Treasurer's Office Statement of Accounts.

/1 Pool 2 Other includes HURF, Aviation, Equipment, Highway Postage, and Highway GANS Cash Reserve funds.

/2 HELP: Highway Expansion and Extension Loan Program.

/3 Pool 3 Other includes Economic Strength, Magazine, Storage Tank, and Special Plates funds.

/4 Totals may not add due to rounding.