

Item 9 – State Engineer's Report

June 16, 2023

Summary of Active and Finalized Projects

- **104 projects under construction** **\$2.2 B**
- **8 projects finalized in May** **\$12.5**
M
- **Fiscal Year to date:** **66 projects finalized**

Item 10 – New Construction Contracts

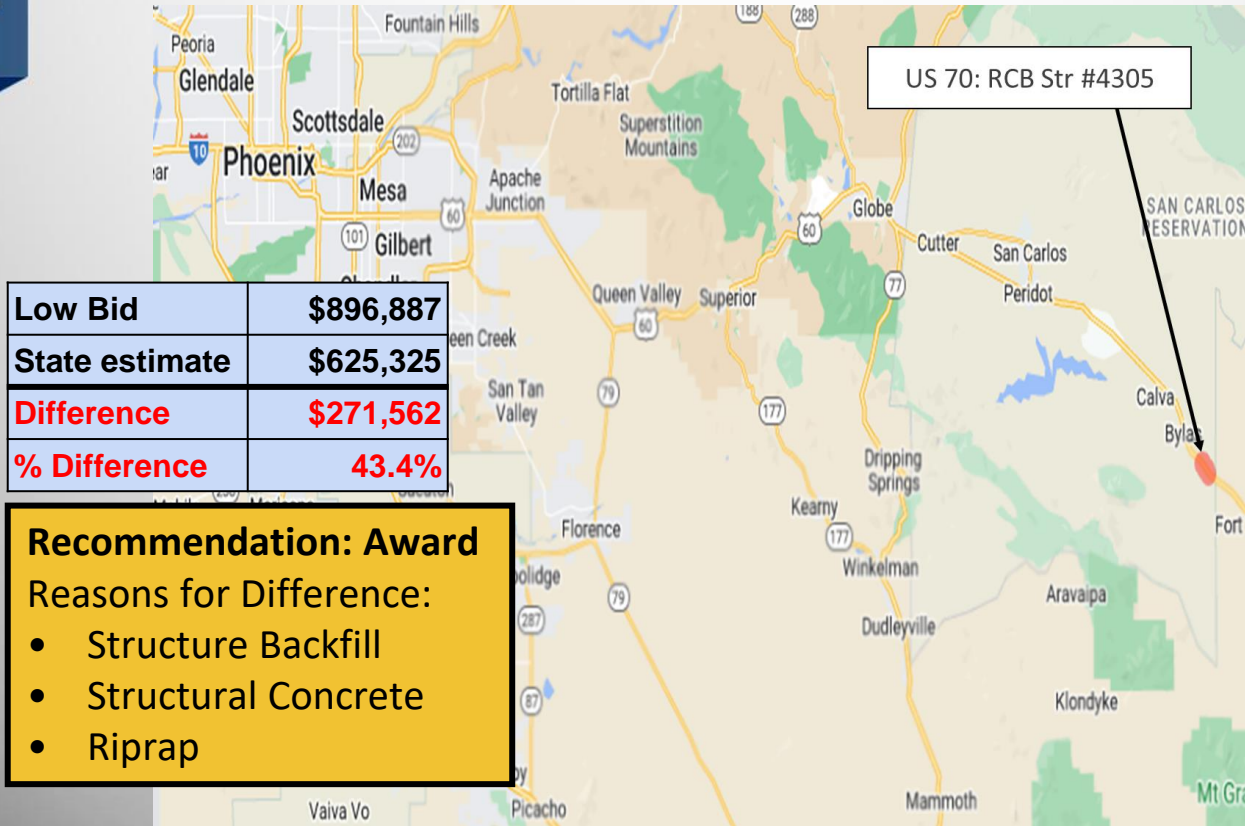
Item	Highway	Low bid	State Estimate	Difference	Percent
3b	SR 89A	\$3,195,384.60	\$3,117,657.10	\$77,727.50	2.5%
3c	Local	\$986,969.00	\$1,051,809.00	(\$64,840.00)	-6.2%
3d	I-10	\$28,200,200.72	\$32,841,511.25	(\$4,641,310.53)	-14.1%
3e	I-10	\$3,487,070.87	\$3,353,052.00	\$134,018.87	4.0%
3f	I-40 and I-17	\$759,229.95	\$722,101.00	\$37,128.95	5.1%
10a	US 70	\$896,887.00	\$625,325.00	\$271,562.00	43.4%
*10b	Local	\$6,788,352.00	\$4,458,423.30	\$2,329,928.70	52.3%
TOTAL THIS MONTH		\$37,525,742.14	\$41,711,455.35	(\$4,185,713.21)	-10.0%
TOTAL FY TO DATE		\$692,815,524.90	\$680,938,119.82	\$11,877,405.08	1.7%

* Item 10b "Reject All Bids" and is not included in the totals

Monthly Totals for Construction Contracts



Month	No. of Projects Bid	Low bid	State Estimate	Difference	Percent
Jul-22	11	\$100,590,145.30	\$110,424,458.42	(\$9,834,313.12)	-8.9%
Aug-22	8	\$41,488,538.17	\$39,662,564.28	\$1,825,973.89	4.6%
Sep-22	8	\$193,579,583.75	\$174,355,231.46	\$19,224,352.29	11.0%
Oct-22	5	\$27,543,620.48	\$25,204,546.25	\$2,339,074.23	9.3%
Nov-22	7	\$25,264,392.30	\$24,270,987.41	\$993,404.89	4.1%
Dec-22	13	\$96,330,626.34	\$90,863,412.10	\$5,467,214.24	6.0%
Jan-23	5	\$40,485,039.92	\$50,329,513.15	(\$9,844,473.23)	-19.6%
Feb-23	3	\$24,099,670.35	\$20,608,843.30	\$3,490,827.05	16.9%
Mar-23	3	\$52,737,355.95	\$51,934,940.65	\$802,415.30	1.5%
Apr-23	8	\$53,170,810.20	\$51,572,167.45	\$1,598,642.75	3.1%
May 23	7	\$37,525,742.14	\$41,711,455.35	(\$4,185,713.21)	-10.0%
Fiscal YTD Total		\$692,815,524.90	\$680,938,119.82	\$11,877,405.08	1.7%



PEDESTRIAN FACILITIES IMPROVEMENTS

Old West Hwy: Idaho Rd-Goldfield Rd & Winchester Rd

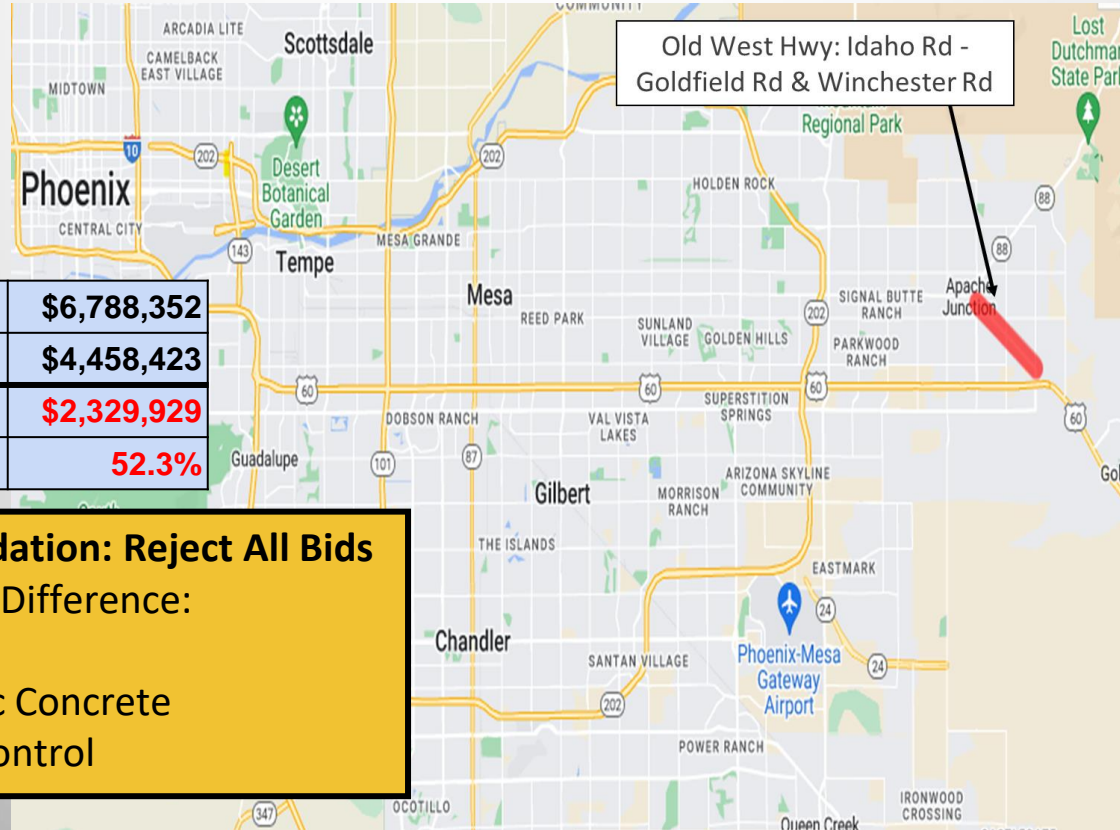
ADOT

Low Bid	\$6,788,352
State estimate	\$4,458,423
Difference	\$2,329,929
% Difference	52.3%

Recommendation: Reject All Bids

Reasons for Difference:

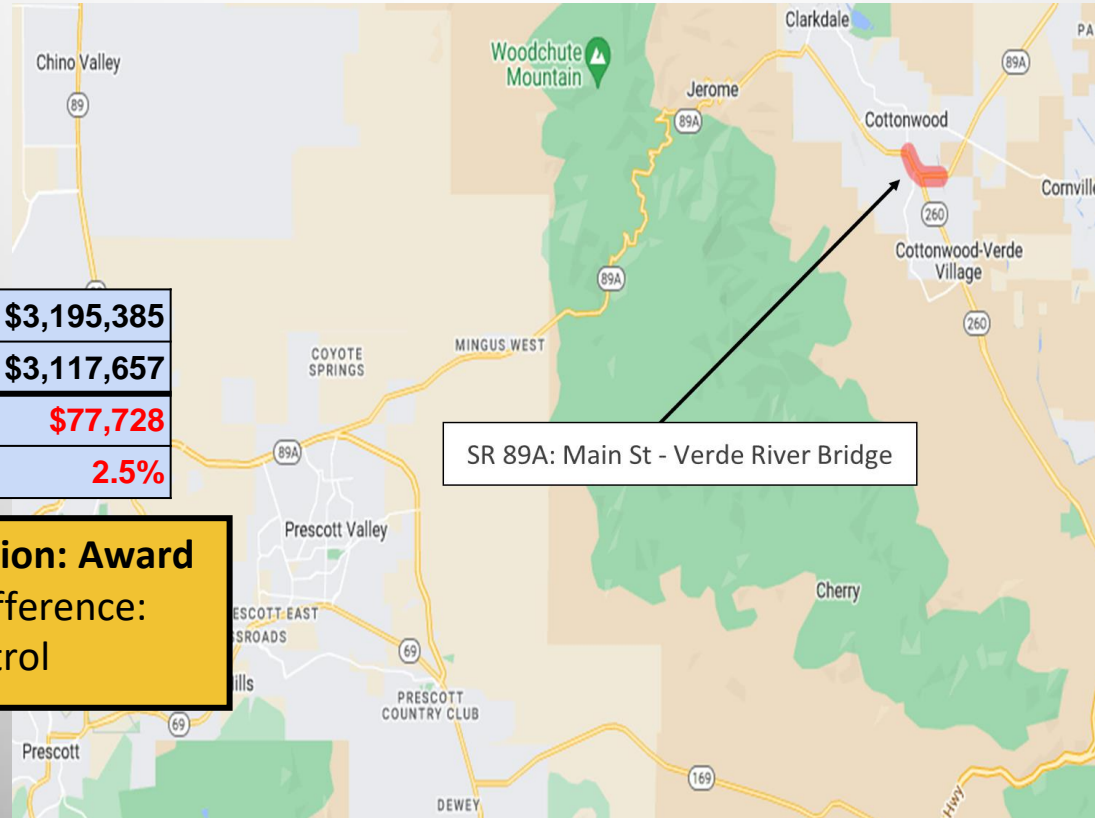
- Borrow
- Asphaltic Concrete
- Traffic Control



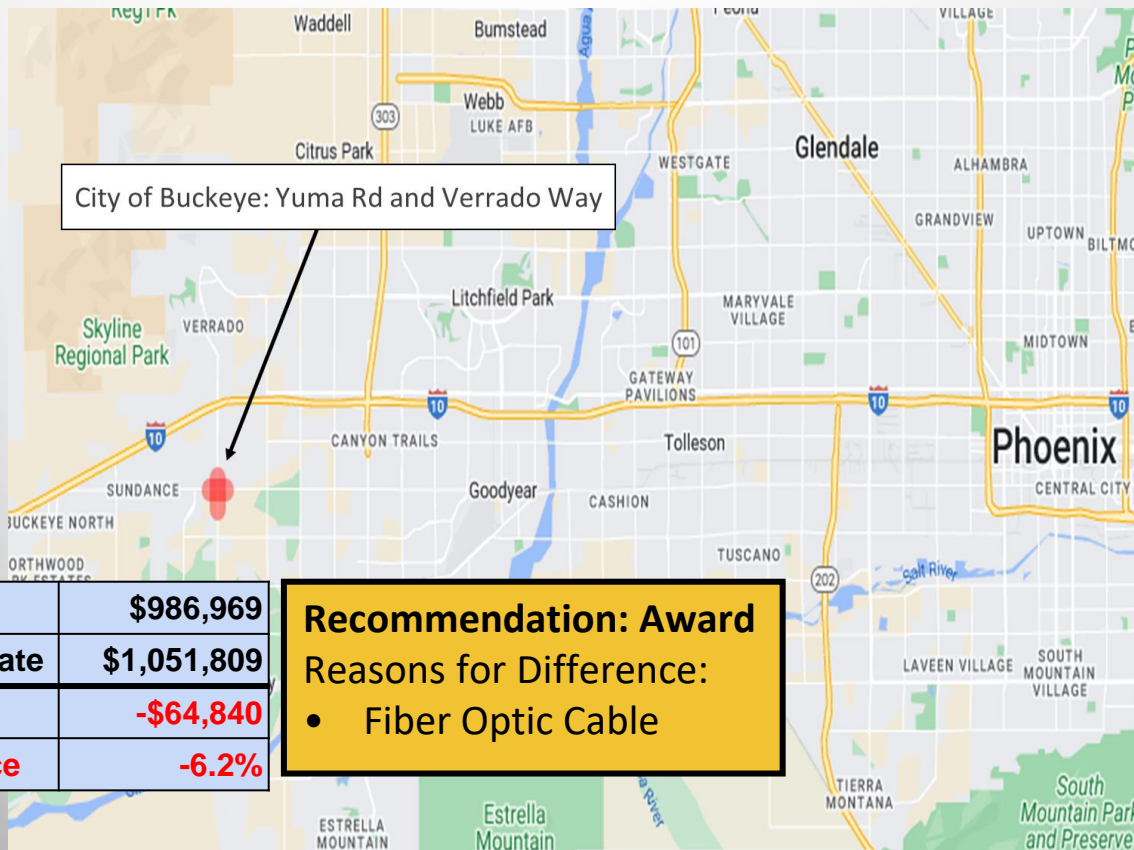
Low Bid	\$3,195,385
State estimate	\$3,117,657
Difference	\$77,728
% Difference	2.5%

Recommendation: Award
Reasons for Difference:

- Traffic Control



City of Buckeye: Yuma Rd and Verrado Way



Low Bid	\$986,969
State estimate	\$1,051,809
Difference	-\$64,840
% Difference	-6.2%

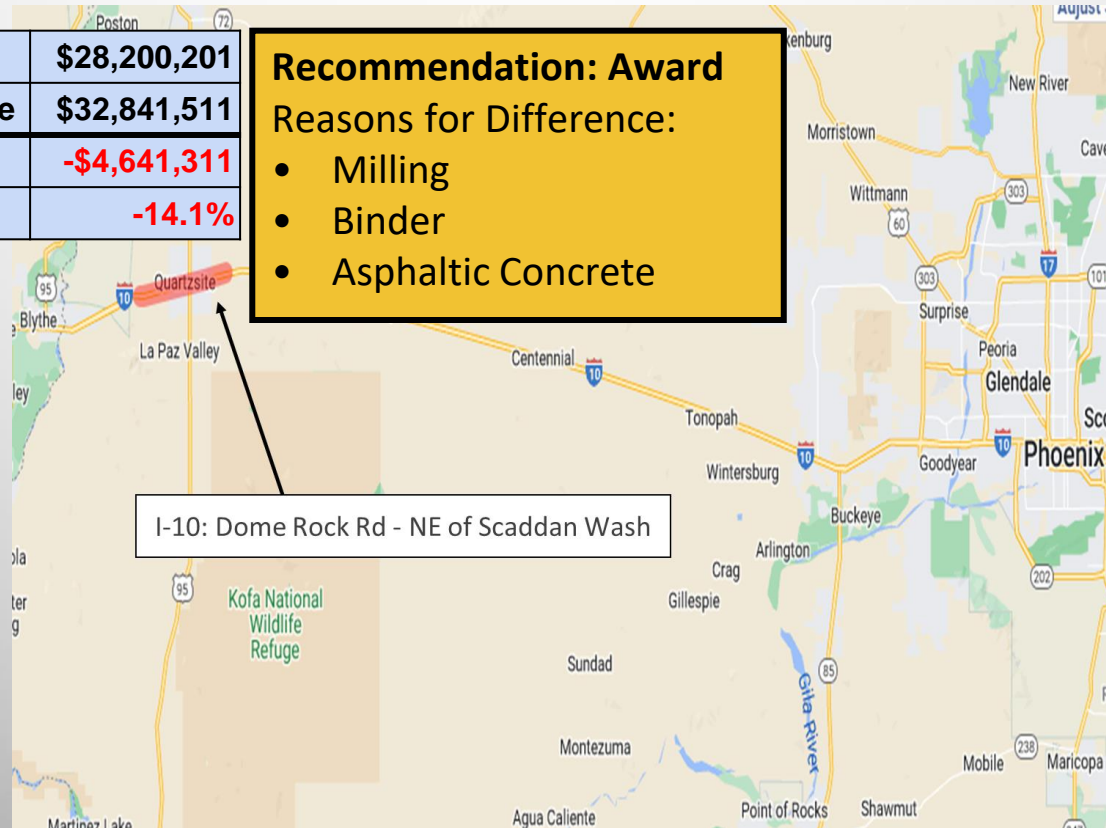
Recommendation: Award**Reasons for Difference:**

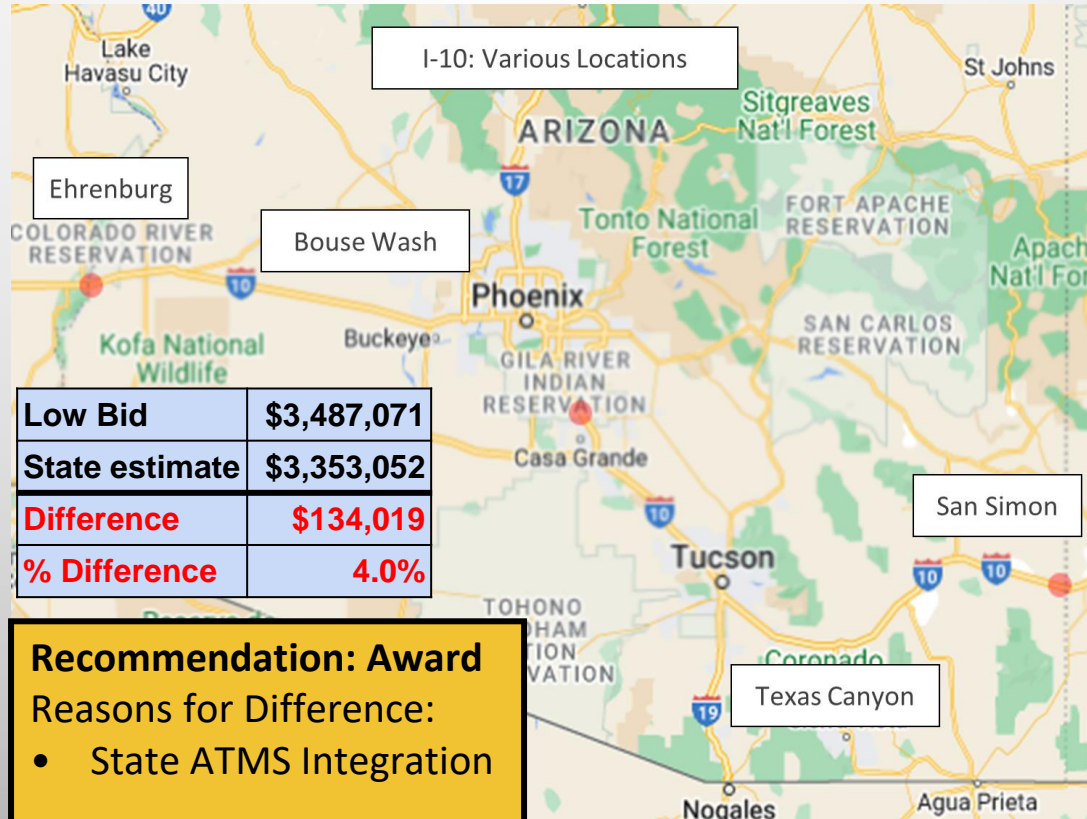
- Fiber Optic Cable

Low Bid	\$28,200,201
State estimate	\$32,841,511
Difference	-\$4,641,311
% Difference	-14.1%

Recommendation: Award
Reasons for Difference:

- Milling
- Binder
- Asphaltic Concrete





Low Bid	\$759,230
State estimate	\$722,101
Difference	\$37,129
% Difference	5.1%

Recommendation: Award

Reasons for Difference:

- Sign Panels

