

Item 10 – State Engineer’s Report

July 21, 2023

Summary of Active and Finalized Projects

- **100 projects under construction** **\$2.2 B**
- **4 projects finalized in June** **\$2.2 M**
- **Fiscal Year to date:** **70 projects finalized**

Item 11 – New Construction Contracts

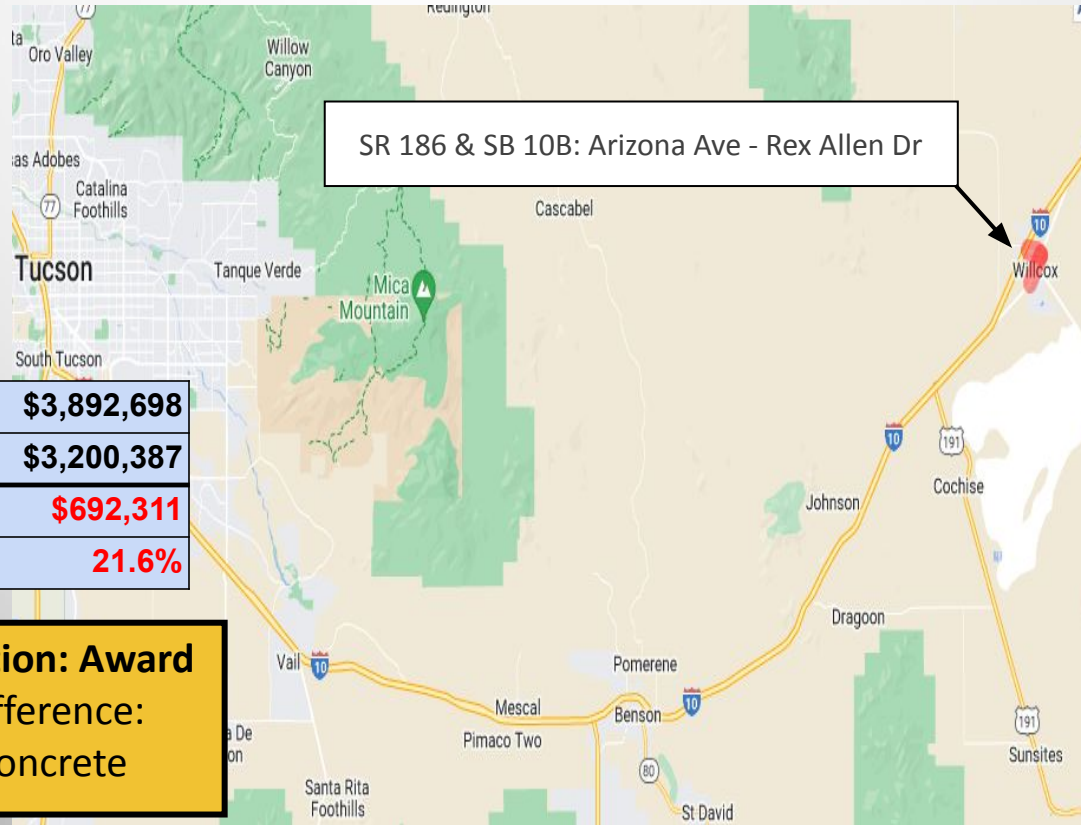
Item	Highway	Low bid	State Estimate	Difference	Percent
3d	SR 68	\$5,862,173.00	\$5,454,890.00	\$407,283.00	7.5%
11a	SR 10B	\$3,892,698.00	\$3,200,387.45	\$692,310.55	21.6%
11b*	I-17	\$6,052,750.00	\$3,343,686.00	\$2,709,064.00	81.0%
11c	US 60	\$1,900,000.00	\$1,035,638.70	\$864,361.30	83.5%
11d	Local	\$2,953,610.30	\$2,601,026.20	\$352,584.10	13.6%
11e	Local	\$415,337.70	\$591,208.50	(\$175,870.80)	-29.7%
11f*	Local	\$205,555.00	\$125,422.00	\$80,133.00	63.9%
TOTAL THIS MONTH		\$15,023,819.00	\$12,883,150.85	\$2,140,668.15	16.6%
TOTAL FY TO DATE		\$707,839,343.90	\$693,821,270.67	\$14,018,073.23	2.0%

* Items 11b and 11f are "Reject All Bids" and are not included in the totals

Monthly Totals for Construction Contracts



Month	No. of Projects Bid	Low bid	State Estimate	Difference	Percent
Jul-22	11	\$100,590,145.30	\$110,424,458.42	(\$9,834,313.12)	-8.9%
Aug-22	8	\$41,488,538.17	\$39,662,564.28	\$1,825,973.89	4.6%
Sep-22	8	\$193,579,583.75	\$174,355,231.46	\$19,224,352.29	11.0%
Oct-22	5	\$27,543,620.48	\$25,204,546.25	\$2,339,074.23	9.3%
Nov-22	7	\$25,264,392.30	\$24,270,987.41	\$993,404.89	4.1%
Dec-22	13	\$96,330,626.34	\$90,863,412.10	\$5,467,214.24	6.0%
Jan-23	5	\$40,485,039.92	\$50,329,513.15	(\$9,844,473.23)	-19.6%
Feb-23	3	\$24,099,670.35	\$20,608,843.30	\$3,490,827.05	16.9%
Mar-23	3	\$52,737,355.95	\$51,934,940.65	\$802,415.30	1.5%
Apr-23	8	\$53,170,810.20	\$51,572,167.45	\$1,598,642.75	3.1%
May 23	7	\$37,525,742.14	\$41,711,455.35	(\$4,185,713.21)	-10.0%
June 23	7	\$15,023,819.00	\$12,883,150.85	\$2,140,668.15	16.6%
Fiscal YTD Total		\$707,839,343.90	\$693,821,270.67	\$14,018,073.23	2.0%

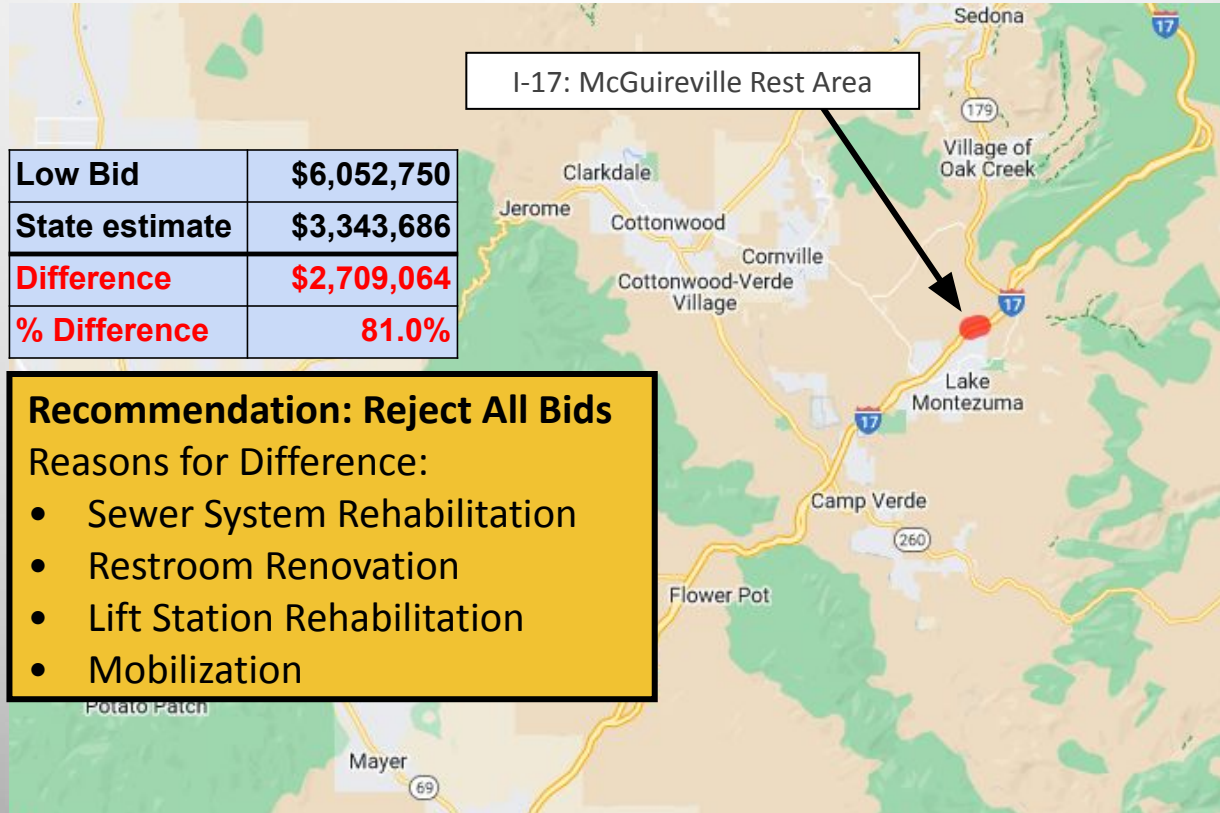


Low Bid	\$3,892,698
State estimate	\$3,200,387
Difference	\$692,311
% Difference	21.6%

Recommendation: Award

Reasons for Difference:

- Asphaltic Concrete



Low Bid	\$6,052,750
State estimate	\$3,343,686
Difference	\$2,709,064
% Difference	81.0%

Recommendation: Reject All Bids

Reasons for Difference:

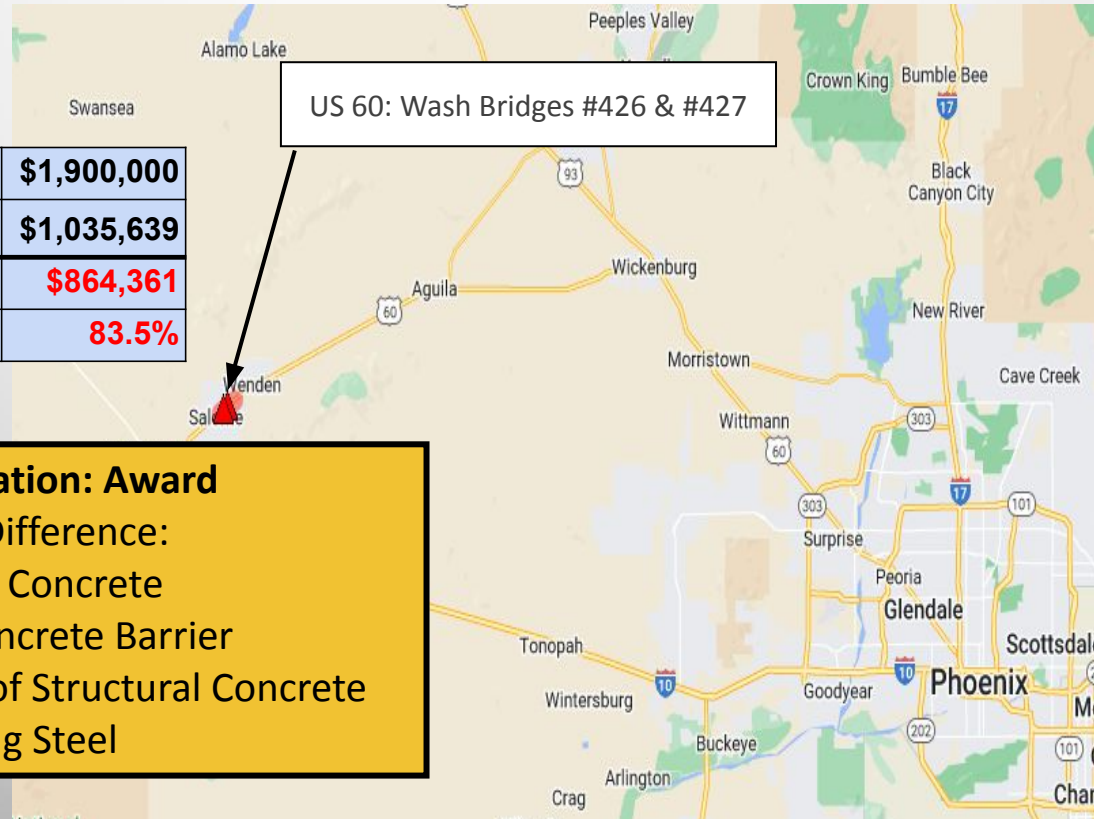
- Sewer System Rehabilitation
- Restroom Renovation
- Lift Station Rehabilitation
- Mobilization

Low Bid	\$1,900,000
State estimate	\$1,035,639
Difference	\$864,361
% Difference	83.5%

Recommendation: Award

Reasons for Difference:

- Structural Concrete
- Bridge Concrete Barrier
- Removal of Structural Concrete
- Reinforcing Steel

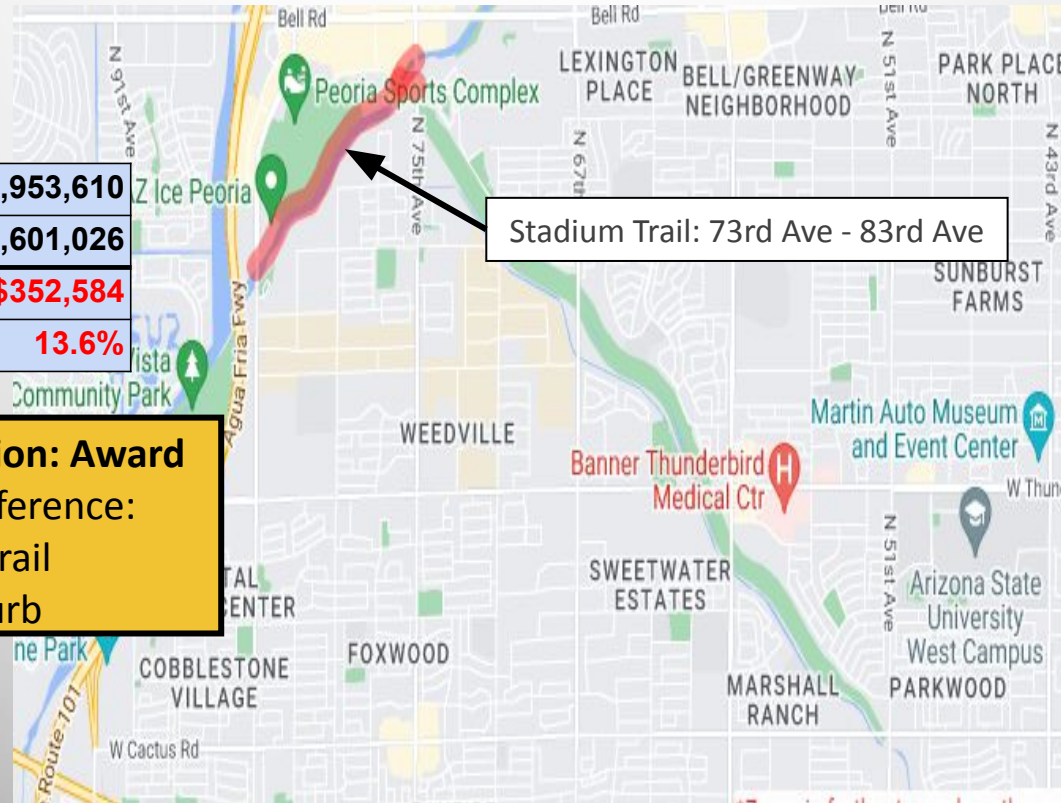


Low Bid	\$2,953,610
State estimate	\$2,601,026
Difference	\$352,584
% Difference	13.6%

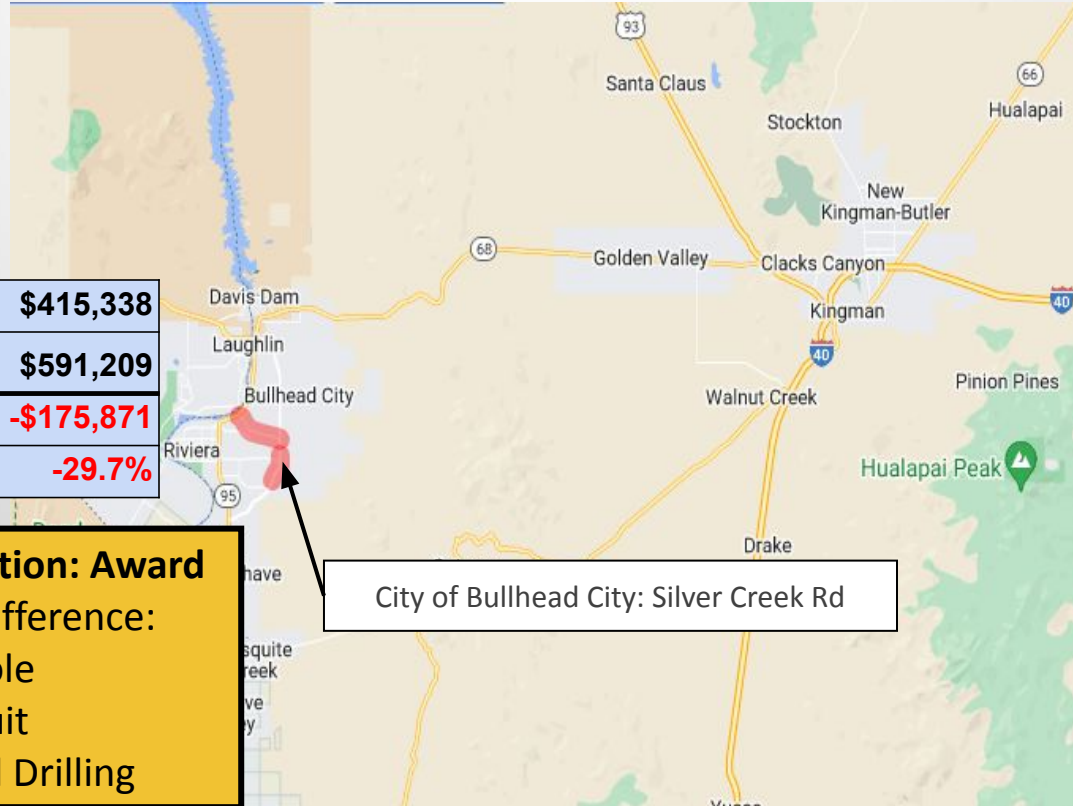
Recommendation: Award

Reasons for Difference:

- Metal Handrail
- Concrete Curb



Stadium Trail: 73rd Ave - 83rd Ave

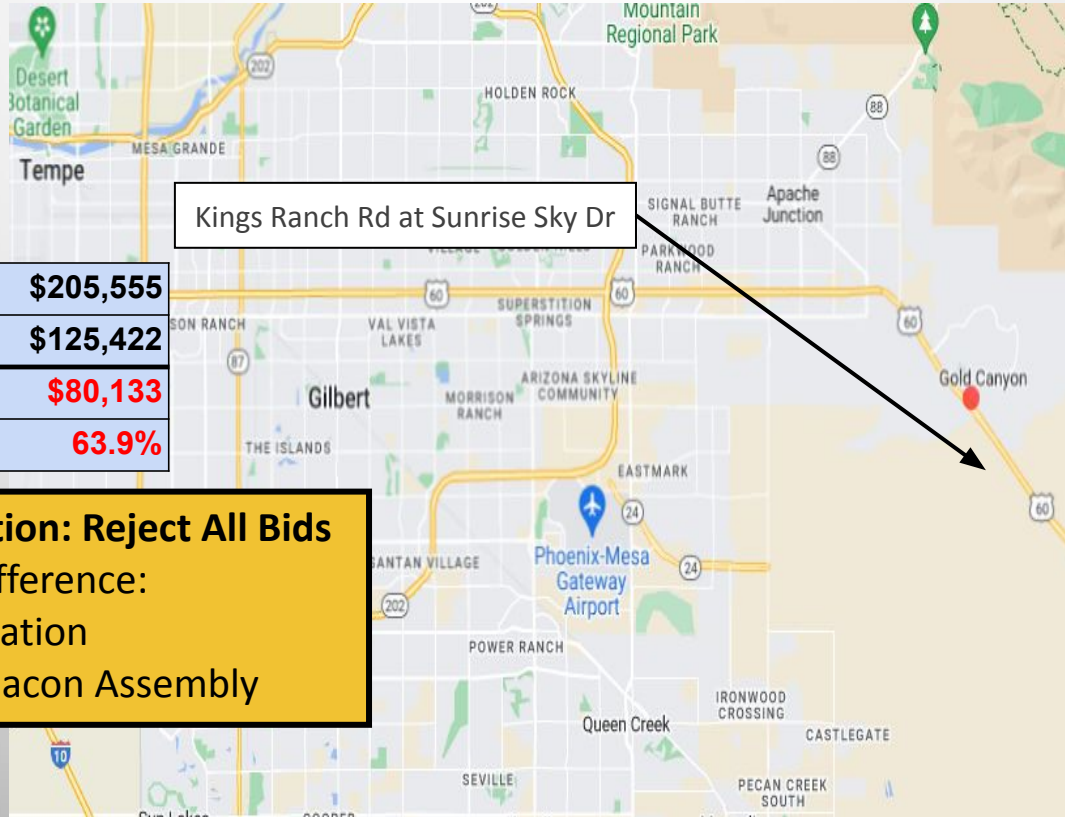


Low Bid	\$415,338
State estimate	\$591,209
Difference	-\$175,871
% Difference	-29.7%

City of Bullhead City: Silver Creek Rd

Recommendation: Award
Reasons for Difference:

- Lighting Pole
- PVC Conduit
- Directional Drilling

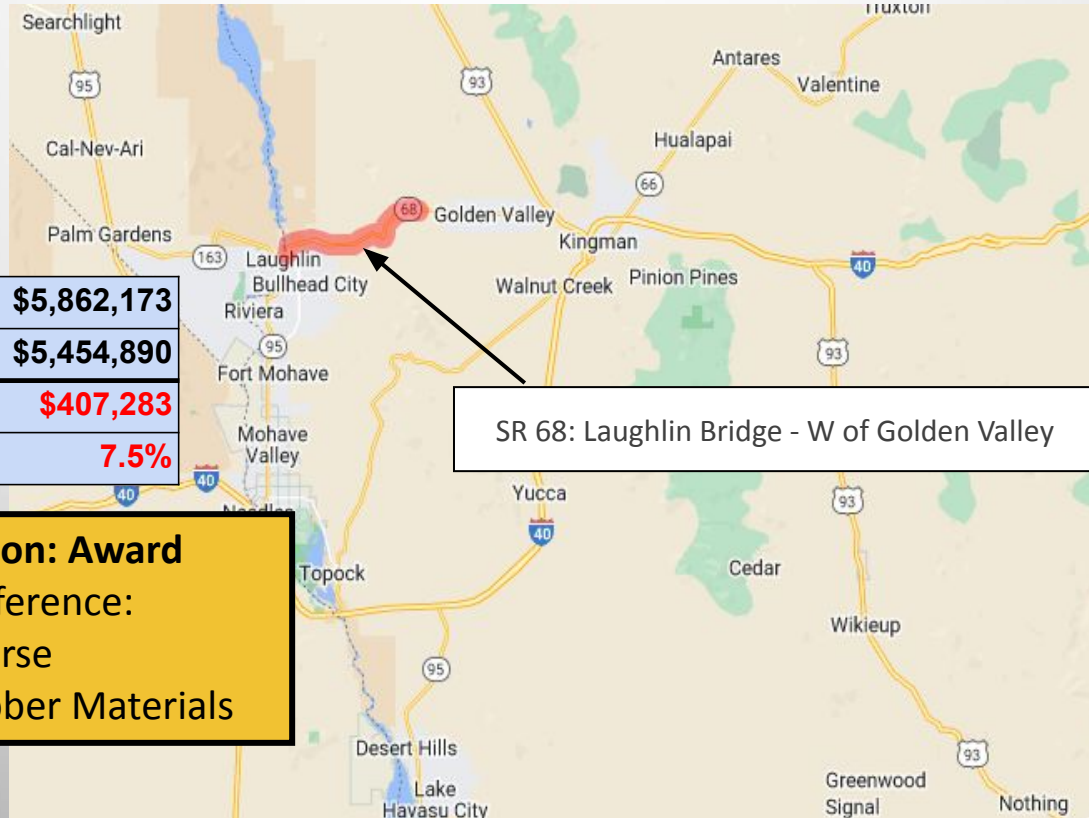


Kings Ranch Rd at Sunrise Sky Dr

Low Bid	\$205,555
State estimate	\$125,422
Difference	\$80,133
% Difference	63.9%

Recommendation: Reject All Bids
 Reasons for Difference:

- Pole Foundation
- Flashing Beacon Assembly



Low Bid	\$5,862,173
State estimate	\$5,454,890
Difference	\$407,283
% Difference	7.5%

SR 68: Laughlin Bridge - W of Golden Valley

Recommendation: Award
Reasons for Difference:

- Friction Course
- Asphalt-Rubber Materials