

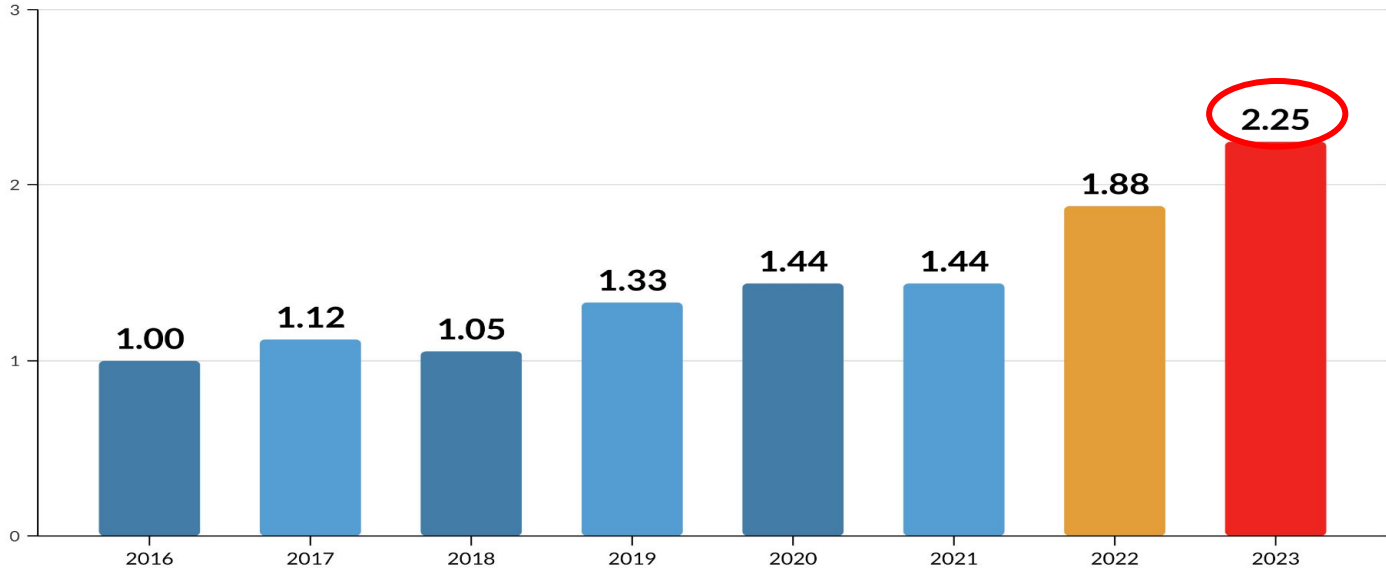
Item 8 – State Engineer’s Report

August 18, 2023

Summary of Active and Finalized Projects

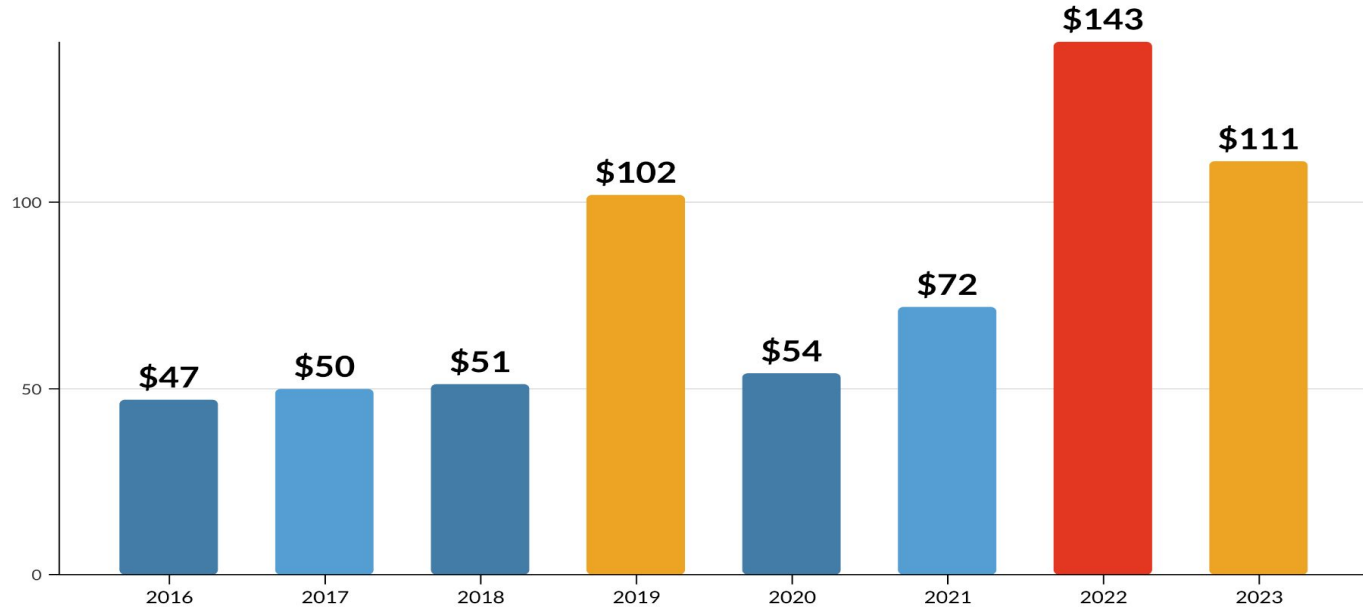
- **98 projects under construction** **\$2.1 B**
- **9 projects finalized in July** **\$13.4 M**
- **Fiscal Year to date:** **9 projects finalized**

Construction Cost Index (CCI)



Index is based on Fiscal Year (FY)
Base year is 2016

Total Cost AC per Ton



Total Cost AC Index for 2023 = $\$111 / \$47 = 2.36$
Comparable to CCI = 2.25

Item 9 – New Construction Contracts

Item	Highway	Low bid	State Estimate	Difference	Percent
3f	SR 87	\$5,572,043.50	\$5,489,631.00	\$82,412.50	1.5%
3g	US 93	\$4,303,624.50	\$4,589,196.40	(\$285,571.90)	-6.2%
3h	SR 377	\$1,699,955.50	\$1,990,531.92	(\$290,576.42)	-14.6%
9a	US 93	\$1,820,137.90	\$1,640,394.00	\$179,743.90	11.0%
9b*	SR 169	\$347,347.00	\$252,605.80	\$94,741.20	37.5%
9c	SR 347	\$5,615,683.00	\$4,683,997.00	\$931,686.00	19.9%
9d*	Local	\$1,052,611.78	\$905,904.30	\$146,707.48	16.2%
TOTAL THIS MONTH		\$19,011,444.40	\$18,393,750.32	\$617,694.08	3.4%
TOTAL FY TO DATE		\$19,011,444.40	\$18,393,750.32	\$617,694.08	3.4%

* Items 9b and 9d are "Reject All Bids" and are not included in the totals

Monthly Totals for Construction Contracts



Month	No. of Projects Bid	Low bid	State Estimate	Difference	Percent
Jul-23	7	\$19,011,444.40	\$18,393,750.32	\$617,694.08	3.4%
Fiscal YTD Total		\$19,011,444.40	\$18,393,750.32	\$617,694.08	3.4%

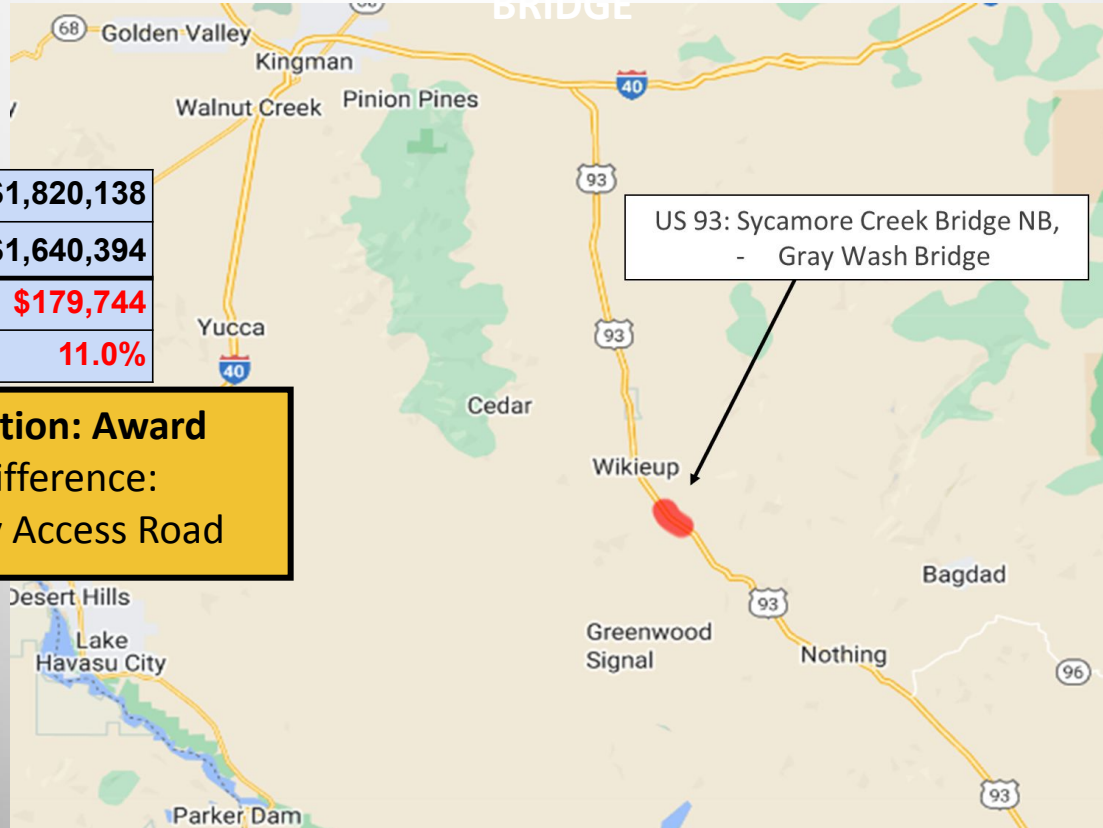


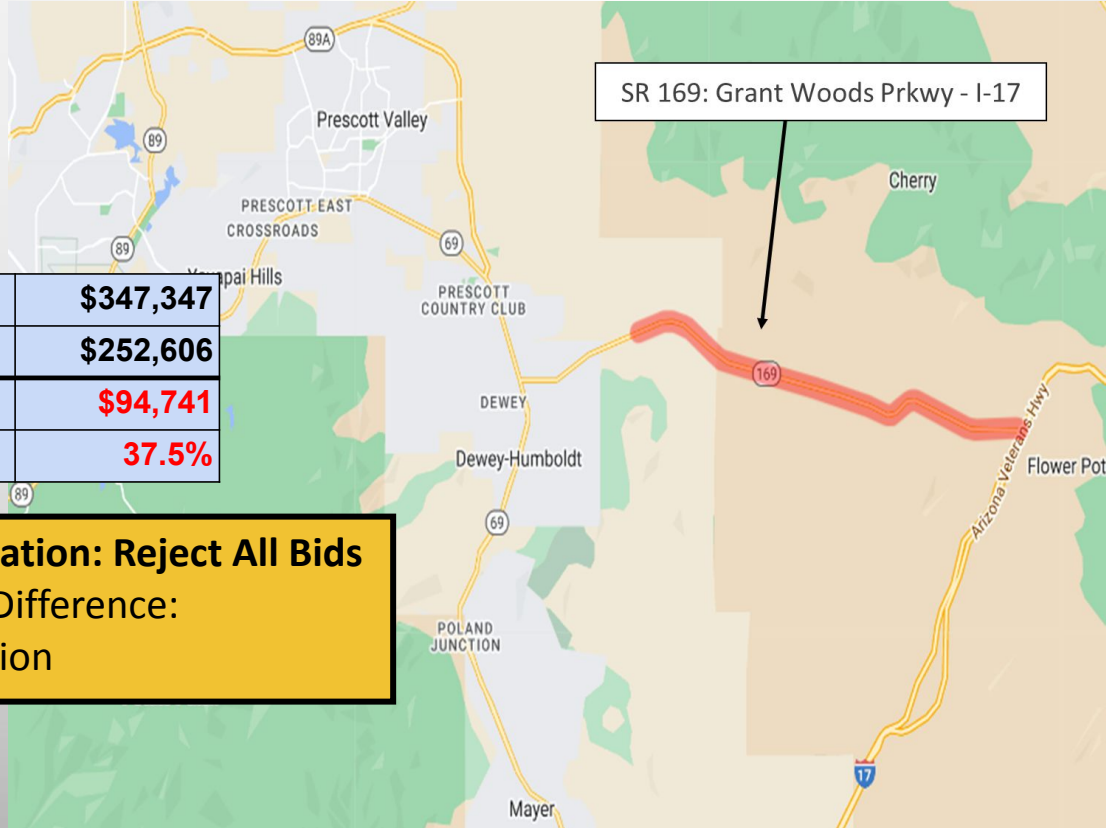
Low Bid	\$1,820,138
State estimate	\$1,640,394
Difference	\$179,744
% Difference	11.0%

Recommendation: Award

Reasons for Difference:

- Temporary Access Road





Low Bid	\$347,347
State estimate	\$252,606
Difference	\$94,741
% Difference	37.5%

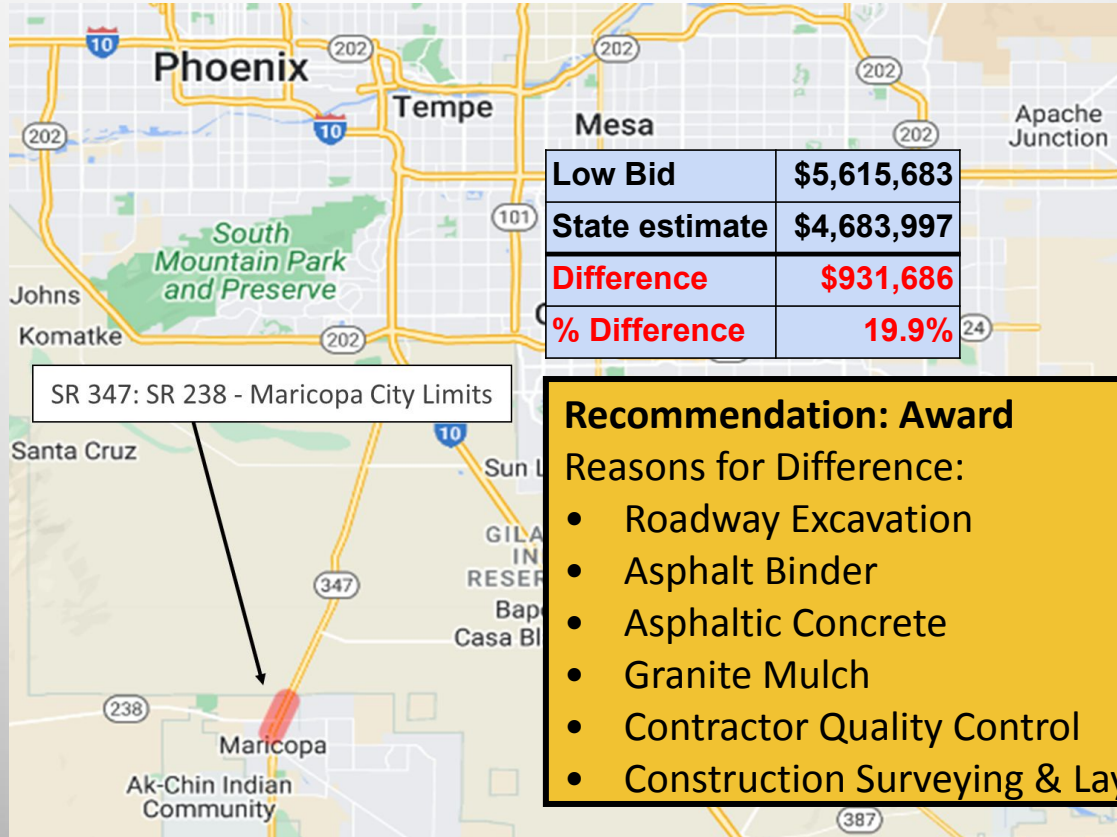
Recommendation: Reject All Bids

Reasons for Difference:

- Mobilization

ROADWAY WIDENING

SR 347: SR 238 - MARICOPA CITY LIMITS

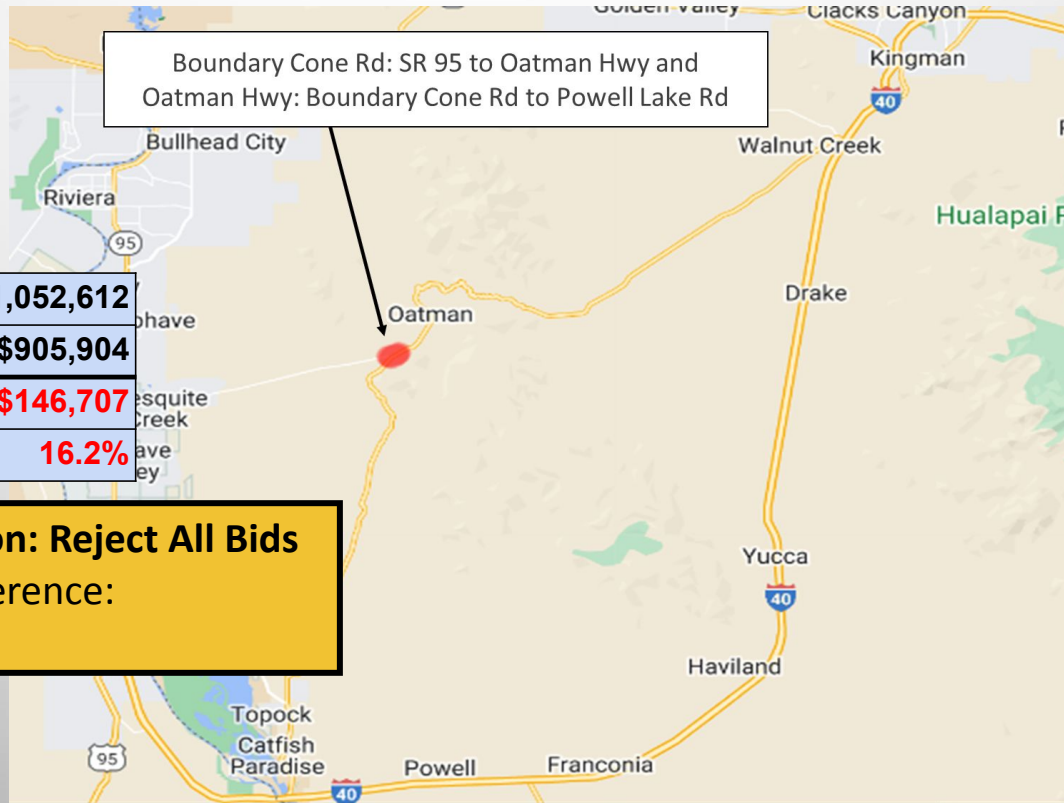


Recommendation: Award

Reasons for Difference:

- Roadway Excavation
- Asphalt Binder
- Asphaltic Concrete
- Granite Mulch
- Contractor Quality Control
- Construction Surveying & Layout

INSTALL RUMBLE STRIP
MOHAVE COUNTY: BOUNDARY CONE RD & OATMAN HWY

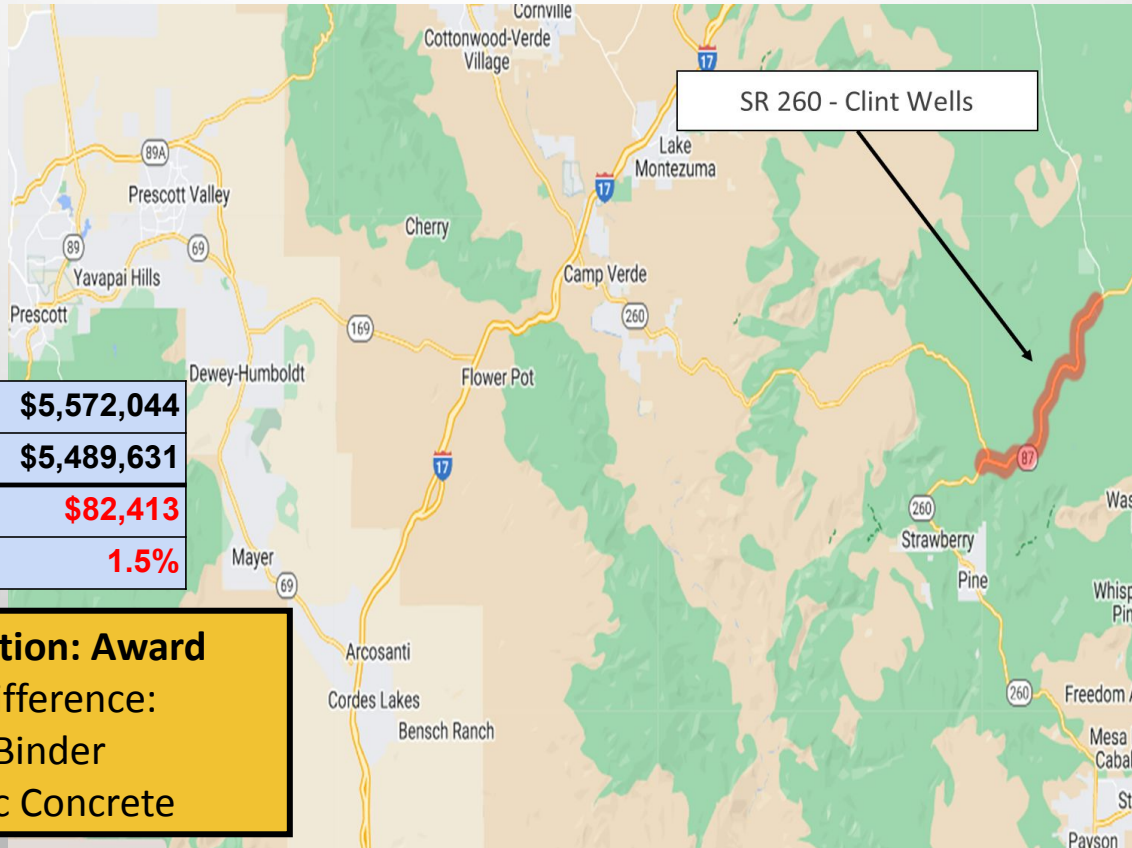


Low Bid	\$1,052,612
State estimate	\$905,904
Difference	\$146,707
% Difference	16.2%

Recommendation: Reject All Bids

Reasons for Difference:

- Rumble Strip



Low Bid	\$5,572,044
State estimate	\$5,489,631
Difference	\$82,413
% Difference	1.5%

Recommendation: Award
Reasons for Difference:

- Asphalt Binder
- Asphaltic Concrete

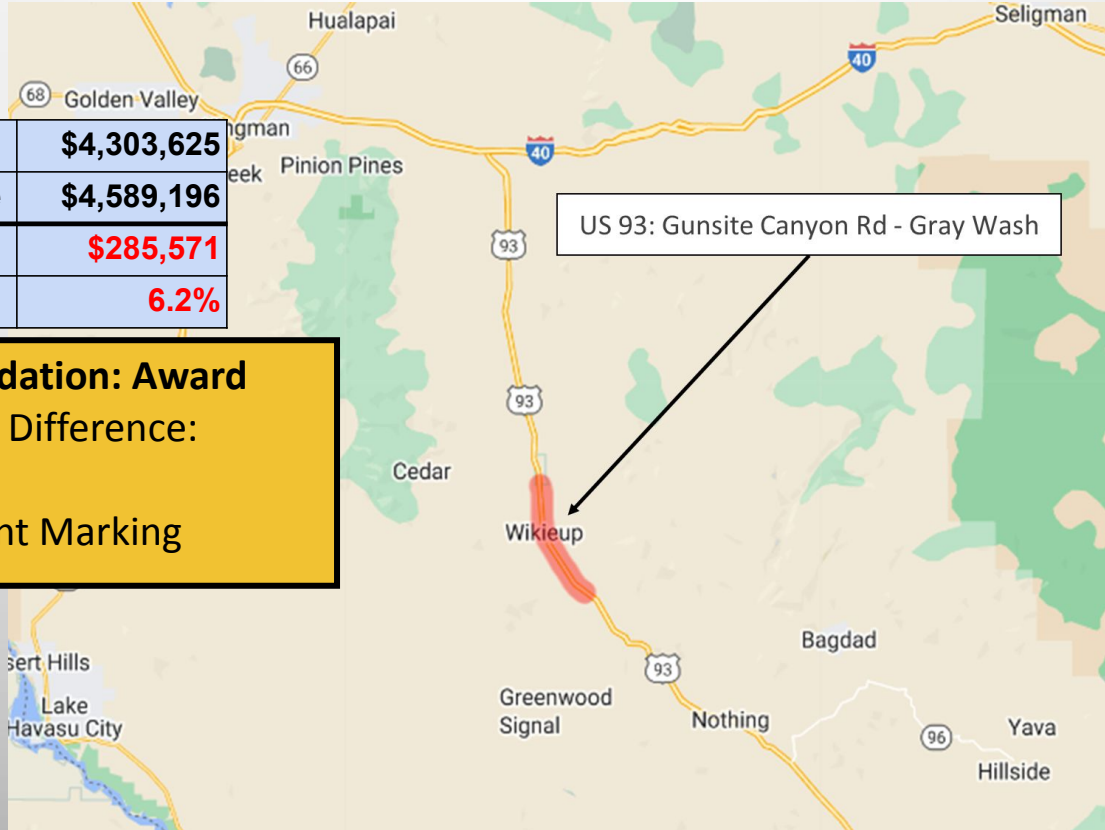


Low Bid	\$4,303,625
State estimate	\$4,589,196
Difference	\$285,571
% Difference	6.2%

Recommendation: Award

Reasons for Difference:

- Milling
- Pavement Marking





Low Bid	\$1,699,956
State estimate	\$1,990,531
Difference	\$290,576
% Difference	14.6%

Recommendation: Award

Reasons for Difference:

- Milling
- Dry Mineral Aggregate

