

# Item 7 – State Engineer’s Report

## November 17, 2023

### Summary of Active and Finalized Projects

- **94 projects under construction** **\$2.1 B**
- **3 projects finalized in October** **\$16.6 M**
- **Fiscal Year to date:** **23 projects finalized**

# Item 8 – New Construction Contracts



Item	Highway	Low bid	State Estimate	Difference	Percent
3e	US 60	\$44,699,573.38	\$51,074,625.00	(\$6,375,051.62)	-12.5%
3f	SR 90	\$27,742,906.40	\$29,996,503.75	(\$2,253,597.35)	-7.5%
3g	SR 101L	\$108,141,707.00	\$117,397,457.40	(\$9,255,750.40)	-7.9%
3h	Local	\$4,375,110.00	\$4,232,474.00	\$142,636.00	3.4%
8a	I-40	\$20,764,637.30	\$24,578,487.80	(\$3,813,850.50)	-15.5%
8b	Local	\$2,263,406.15	\$1,380,275.00	\$883,131.15	64.0%
8c	Local	\$2,379,482.90	\$1,641,013.00	\$738,469.90	45.0%
*8d	Local	\$1,764,314.45	\$930,164.40	\$834,150.05	89.7%
<b>TOTAL THIS MONTH</b>		\$210,366,823.13	\$230,300,835.95	(\$19,934,012.82)	-8.7%
<b>TOTAL FY TO DATE</b>		\$266,183,761.14	\$292,931,694.42	(\$26,747,933.28)	-9.1%

\* Item 8d is "Reject All Bids" and is not included in the totals

# Monthly Totals for Construction Contracts



Month	No. of Projects Bid	Recommended for Award	Low bid	State Estimate	Difference	Percent
Jul-23	7	5	\$19,011,444.40	\$18,393,750.32	\$617,694.08	3.4%
Aug-23	10	8	\$15,076,259.00	\$16,327,669.15	(\$1,251,410.15)	-7.7%
Sep-23	6	5	\$21,729,234.61	\$27,909,439.00	(\$6,180,204.39)	-22.1%
Oct-23	8	7	\$210,366,823.13	\$230,300,835.95	(\$19,934,012.82)	-8.7%
Nov-23					\$0.00	
Dec-23					\$0.00	
Jan-24					\$0.00	
Feb-24					\$0.00	
Mar-24					\$0.00	
Apr-24					\$0.00	
May-24						
Jun-24						
<b>Fiscal YTD Total</b>	<b>31</b>	<b>25</b>	<b>\$266,183,761.14</b>	<b>\$292,931,694.42</b>	<b>(\$26,747,933.28)</b>	<b>-9.1%</b>

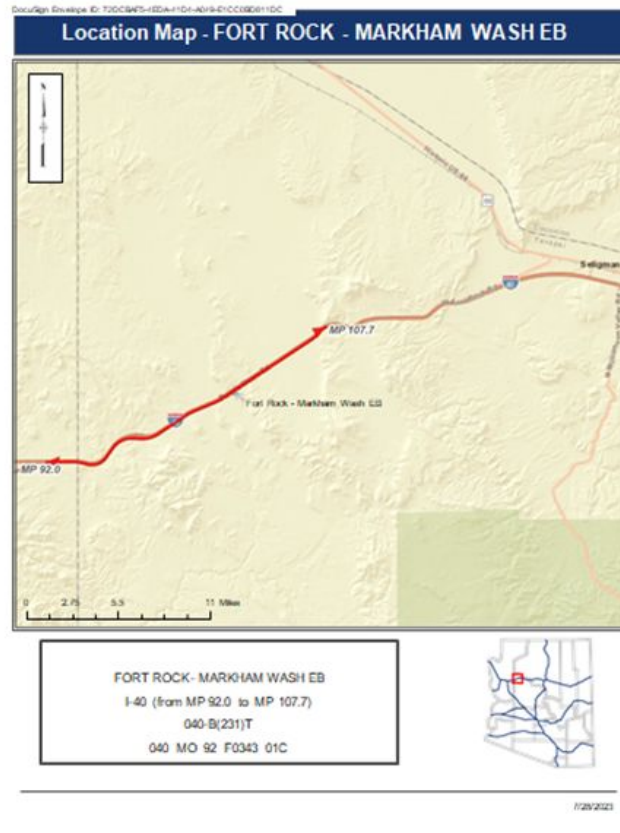


Low Bid	\$20,764,637
State estimate	\$24,578,488
<b>Difference</b>	<b>-\$3,813,851</b>
<b>% Difference</b>	<b>-15.5%</b>

**Recommendation: Award**

Reasons for Difference:

- Asphaltic Concrete
- Pavement Marking



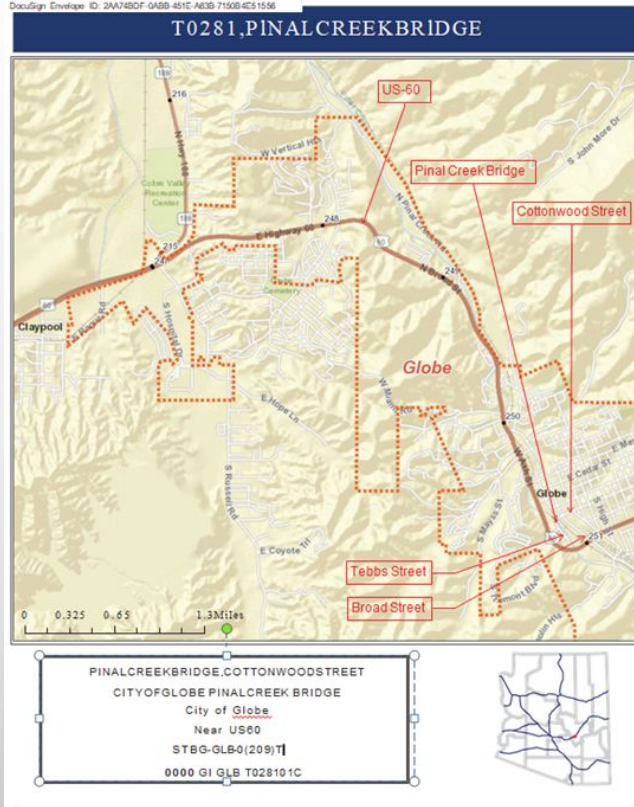


Low Bid	\$2,263,406
State estimate	\$1,380,275
<b>Difference</b>	<b>\$883,131</b>
<b>% Difference</b>	<b>64.0%</b>

**Recommendation: Award**

Reasons for Difference:

- Remove Bridge
- Structural Concrete
- Reinforcing Steel
- Surveying & Layout
- Quality Control
- Mobilization



5/23/2023





Low Bid	\$2,379,483
State estimate	\$1,641,013
<b>Difference</b>	<b>\$738,470</b>
<b>% Difference</b>	<b>45.0%</b>

**Recommendation: Award**

Reasons for Difference:

- Clearing & Grubbing
- Roadway Excavation
- Ford Wall
- Riprap
- Decorative Concrete
- Mobilization



8/1/2023

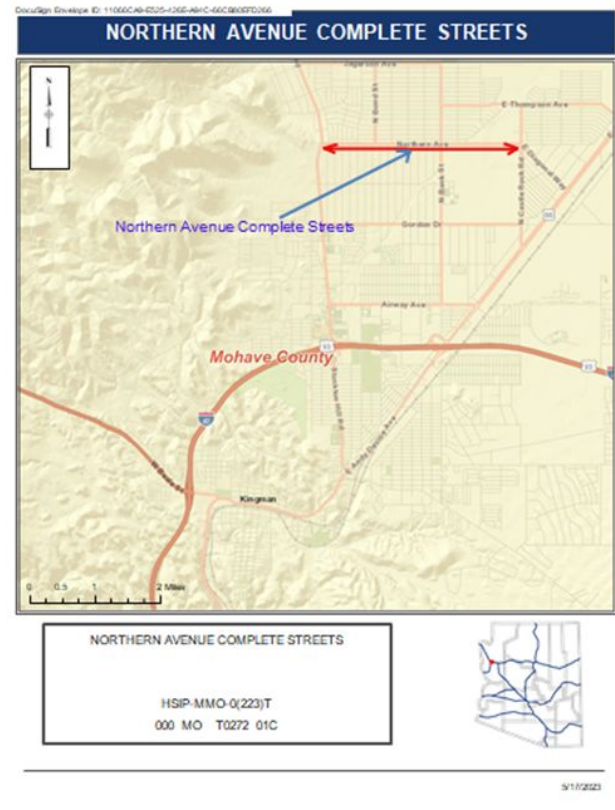


Low Bid	\$1,764,314
State estimate	\$930,164
<b>Difference</b>	<b>\$834,150</b>
<b>% Difference</b>	<b>89.7%</b>

**Recommendation: Reject All Bids**

Reasons for Difference:

- Concrete Sidewalk and Driveway
- Mobilization





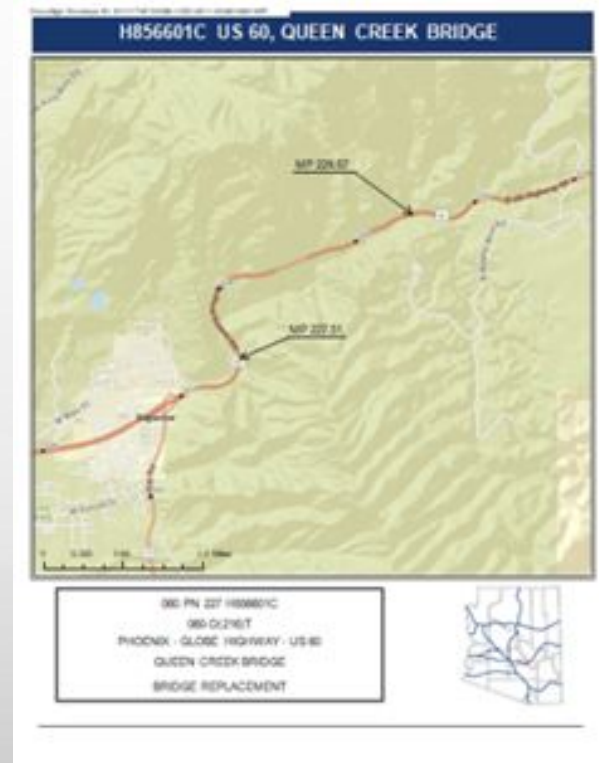
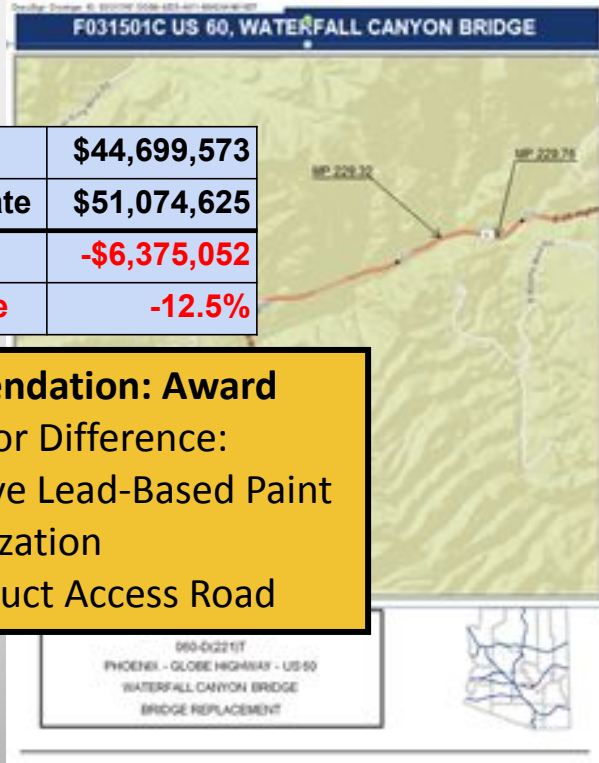
US 60: QUEEN CREEK BRIDGE & WATERFALL CANYON BRIDGE

Low Bid	\$44,699,573
State estimate	\$51,074,625
<b>Difference</b>	<b>-\$6,375,052</b>
<b>% Difference</b>	<b>-12.5%</b>

**Recommendation: Award**

Reasons for Difference:

- Remove Lead-Based Paint
- Mobilization
- Construct Access Road





# District 3

# PAVEMENT REHABILITATION

# Item 3f

## SR 90: CAMPUS DR - MOSON RD & BORDER PATROL STATION - CAMPUS DR

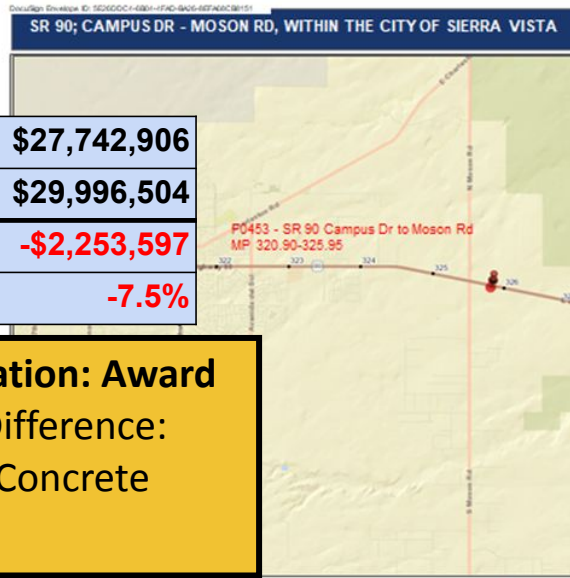


Low Bid	\$27,742,906
State estimate	\$29,996,504
Difference	-\$2,253,597
% Difference	-7.5%

### Recommendation: Award

#### Reasons for Difference:

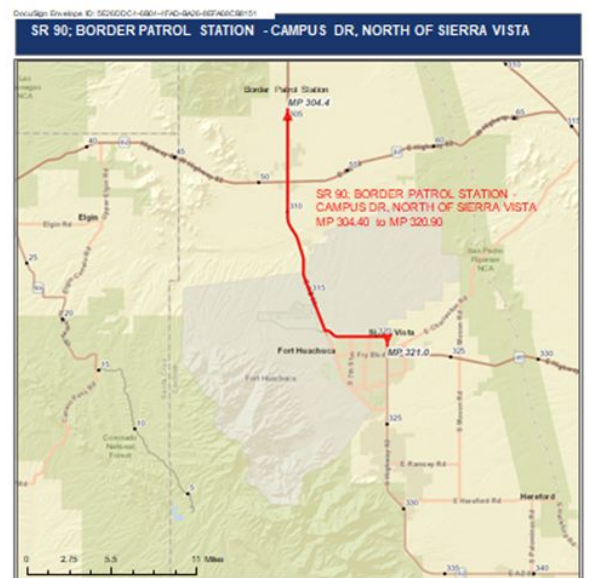
- Asphaltic Concrete
- Binder



SR 90 Pavement Rehabilitation  
 SR 90: Campus Dr to Moson Rd  
 SR 90: MP 320.90-325.95  
 090 CH 320 F045301C  
 090-A-NFA



1/18/2022



SR 90: BORDER PATROL STATION - CAMPUS DR,  
 NORTH OF SIERRA VISTA  
 SR 90: MP 304.40 to MP 320.90  
 090 CH 304 F0593 01C  
 090-A-NFA



9/9/2022

Low Bid	\$108,141,707
State estimate	\$117,397,457
<b>Difference</b>	<b>-\$9,255,750</b>
<b>% Difference</b>	<b>-7.9%</b>

### Recommendation: Award

#### Reasons for Difference:

- Remove Bituminous Pavement
- Storm Drain Pipe
- Quality Control
- Structural Concrete
- Reinforcing Steel
- Mobilization





Low Bid	\$4,375,110
State estimate	\$4,232,474
<b>Difference</b>	<b>\$142,636</b>
<b>% Difference</b>	<b>3.4%</b>

**Recommendation: Award**

Reasons for Difference:

- Traffic Control
- Quality Control
- Surveying & Layout

