

# Item 8 – State Engineer's Report

## May 17, 2024

### Summary of Active and Finalized Projects

- 91 projects under construction **\$2.1 B**
- 9 projects finalized in April **\$45.6 M**
- Fiscal Year to date: **52 projects finalized**

# Item 9 – New Construction Contracts

Item	Highway	Low bid	State Estimate	Difference	Percent
9a	I-10	\$2,991,941.00	\$3,667,767.85	(\$675,826.85)	-18.4%
9b	US 60	\$209,690.00	\$302,545.00	(\$92,855.00)	-30.7%
9c	SR 87	\$2,276,528.10	\$1,816,390.68	\$460,137.42	25.3%
9d	SR 169	\$299,992.00	\$248,113.80	\$51,878.20	20.9%
9e	US 91	\$11,359,491.34	\$15,913,529.00	(\$4,554,037.66)	-28.6%
3f	SR 69	\$9,792,000.00	\$9,628,061.35	\$163,938.65	1.7%
3g	SR 90	\$2,252,522.00	\$2,397,475.00	(\$144,953.00)	-6.0%
3h	US 95	\$6,750,000.00	\$7,270,706.00	(\$520,706.00)	-7.2%
3i	US 191	\$6,559,900.00	\$7,370,484.05	(\$810,584.05)	-11.0%
3j	SR 202L	\$199,498,998.00	\$206,251,268.00	(\$6,752,270.00)	-3.3%
3k	Local	\$1,191,574.50	\$1,149,073.80	\$42,500.70	3.7%
TOTAL THIS MONTH		\$243,182,636.94	\$256,015,414.53	(\$12,832,777.59)	-5.0%
TOTAL FY TO DATE		\$859,822,043.68	\$929,666,668.96	(\$69,844,625.28)	-7.5%

# Monthly Totals for Construction Contracts

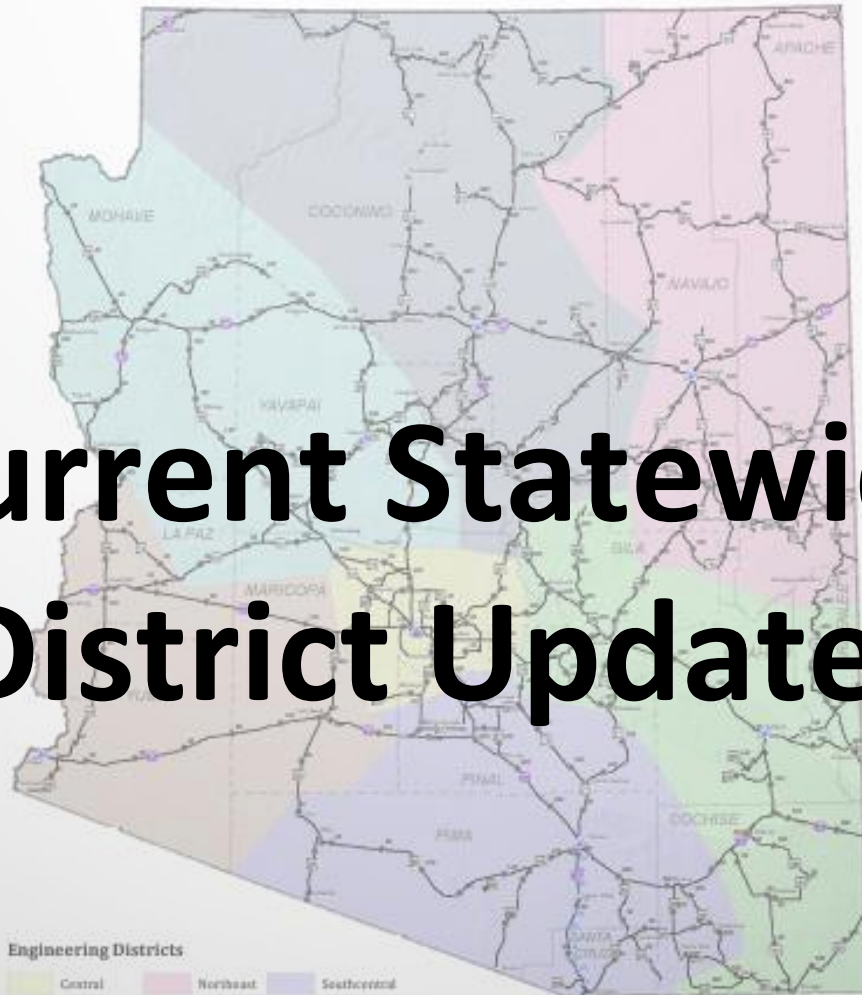
**ADOT**

Month	No. of Bids	Awards	Low bid	State Estimate	Difference	Percent
Jul-23	7	5	\$19,011,444.40	\$18,393,750.32	\$617,694.08	3.4%
Aug-23	10	8	\$15,076,259.00	\$16,327,669.15	(\$1,251,410.15)	-7.7%
Sep-23	6	5	\$21,729,234.61	\$27,909,439.00	(\$6,180,204.39)	-22.1%
Oct-23	8	6	\$182,623,916.73	\$200,304,332.20	(\$17,680,415.47)	-8.8%
Nov-23	4	4	\$76,384,614.80	\$79,739,806.55	(\$3,355,191.75)	-4.2%
Dec-23	7	7	\$71,621,225.17	\$85,862,952.00	(\$14,241,726.83)	-16.6%
Jan-24	6	5	\$39,038,839.50	\$43,379,338.19	(\$4,340,498.69)	-10.0%
Feb-24	7	6	\$153,699,735.61	\$162,316,494.50	(\$8,616,758.89)	-5.3%
Mar-24	10	9	\$37,454,136.92	\$39,417,472.52	(\$1,963,335.60)	-5.0%
Apr-24	11	11	\$243,182,636.94	\$256,015,414.53	(\$12,832,777.59)	-5.0%
May-24						
Jun-24						
Fiscal YTD	76	66	\$859,822,043.68	\$929,666,668.96	(\$69,844,625.28)	-7.5%

# Current Statewide District Updates

**Engineering Districts**

Central	Northeast	Southcentral
Northcentral	Northwest	Southeast
	Southwest	

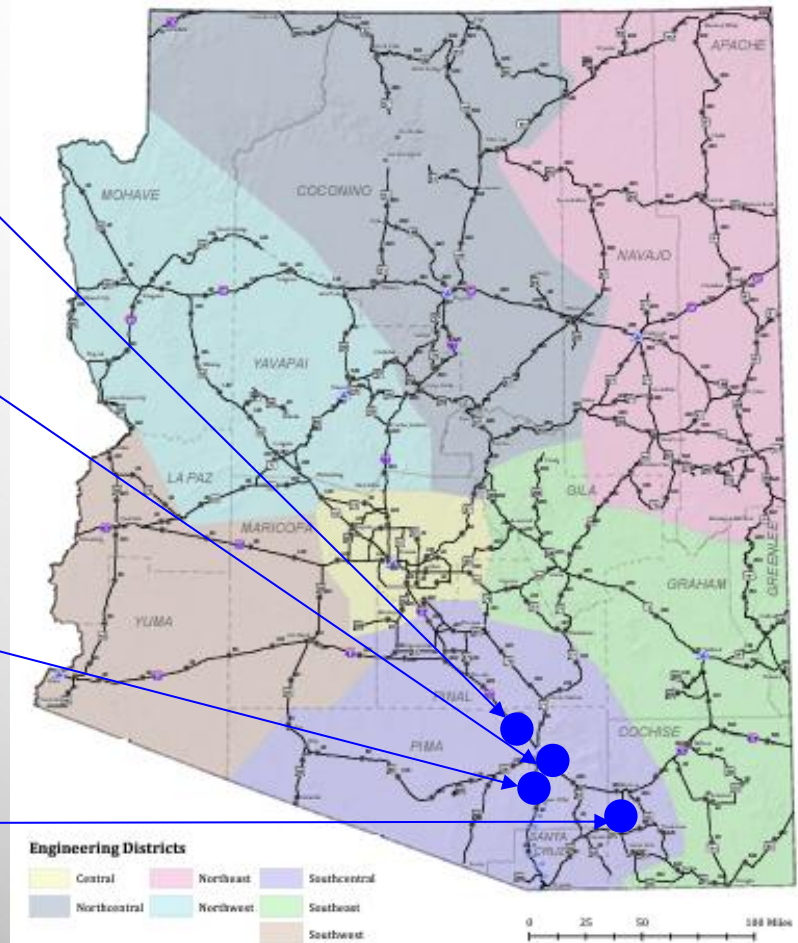


# South Central District Current

I-10 Widening:  
Ina to Ruthrauff,  
MP 248.03-MP 251.85

Country Club to Kino  
(Design Build  
Procurement), I-10, MP  
262-MP 264.5  
Irvington TI (Design),  
I-19, MP 60.83

Border Patrol Station to  
Moson Rd., SR 90, MP  
304.4-MP 325.9



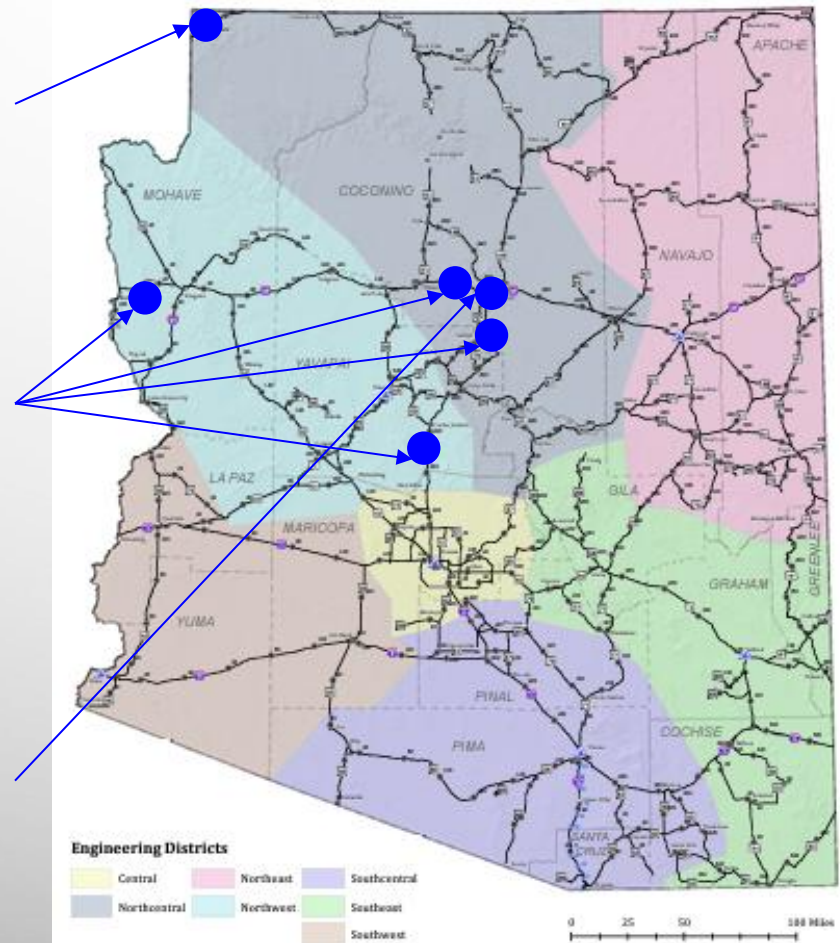


# North Central District Current Projects

Virgin River Bridge  
#1 Replacement, I-  
15, MP 9

I-40 & I-17 Rest Area  
Truck Parking  
Expansion,  
Parks/Christensen/  
Haviland/Sunset Pt

Pavement  
Preservation, B-40  
Alvan Clark Way to  
Fanning Drive, MP  
193 to MP 199

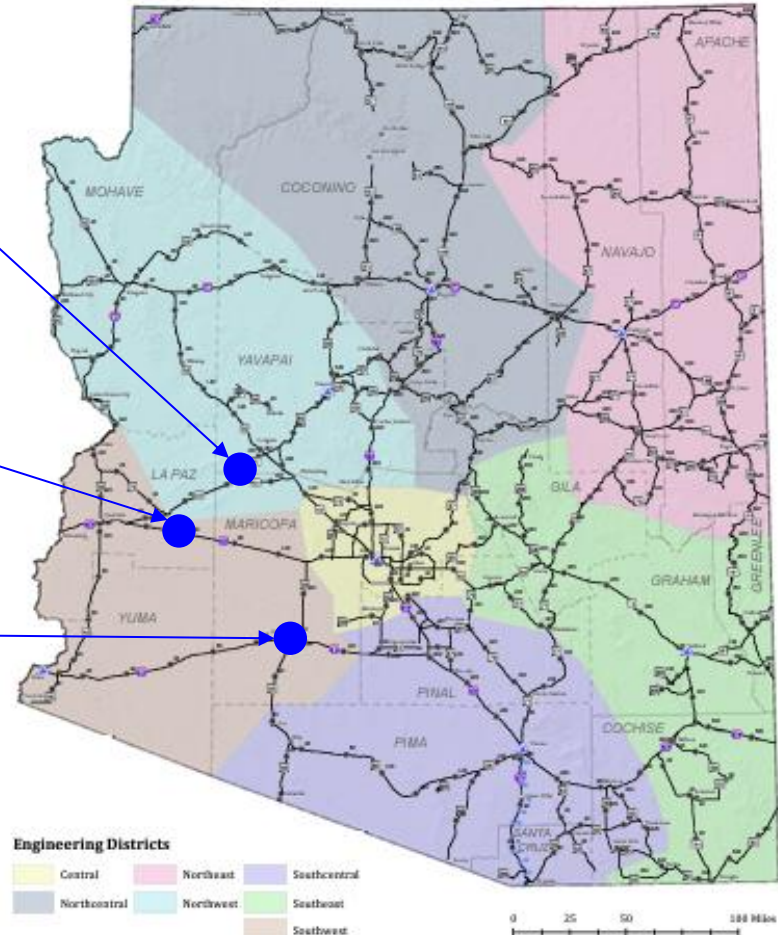


# Southwest District's Current Projects

**US 60, Vicksburg-Junct.  
SR 72**  
Pavement Preservation

**I-10, Scaddan Wash -  
Plomosa (MP 24-30)**  
Pavement Preservation

**B8, Weidner St.-Old  
Hwy 80**  
ADA Improvement  
Project



# Southeast District Current Projects

**ADOT**

Queen Creek Bridge  
(Bridge Replacement)

US60 MP 227.7

1% Complete

US191 TI Permanent Bridge Repair  
(Bridge Rehabilitation - ER)

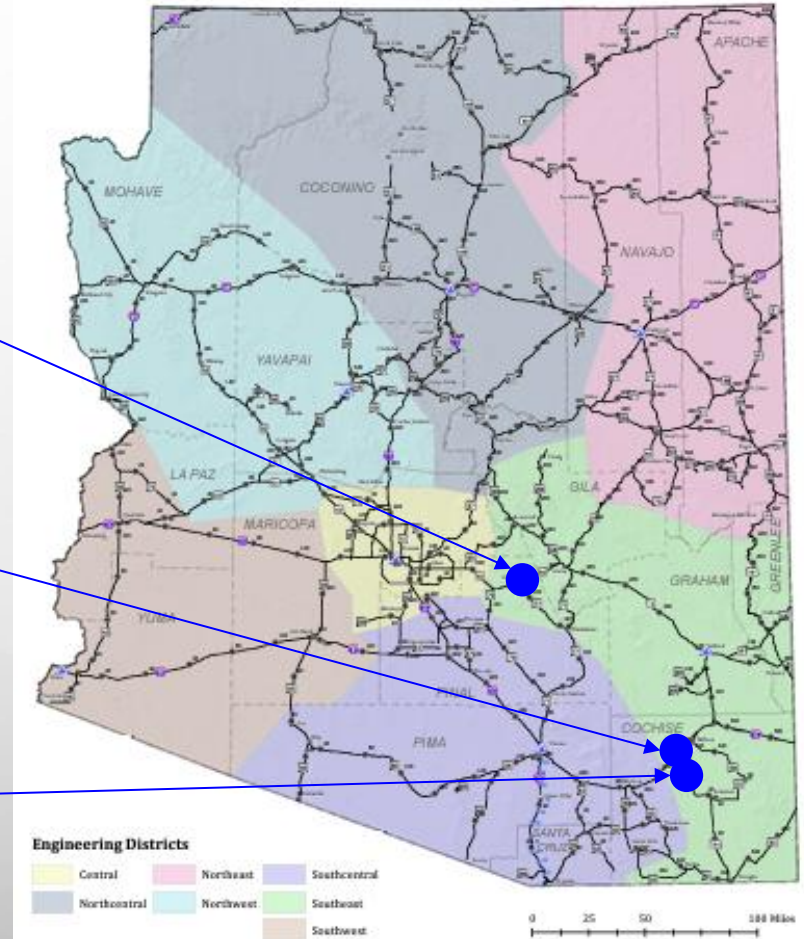
I-10 MP 331 to 332

51% Complete

US191 Cochise Railroad Overpass  
(Bridge Replacement and Widening)

US191, MP 62.5 to 63.5

Scheduled Advertisement - June 2025





# Northwest District Current Projects

## Centerline Rumble Strip

SR 89, MP 339-MP 363

20% Complete, 36% Time Spent

## Courtwright Rd-Bullhead City Pkwy

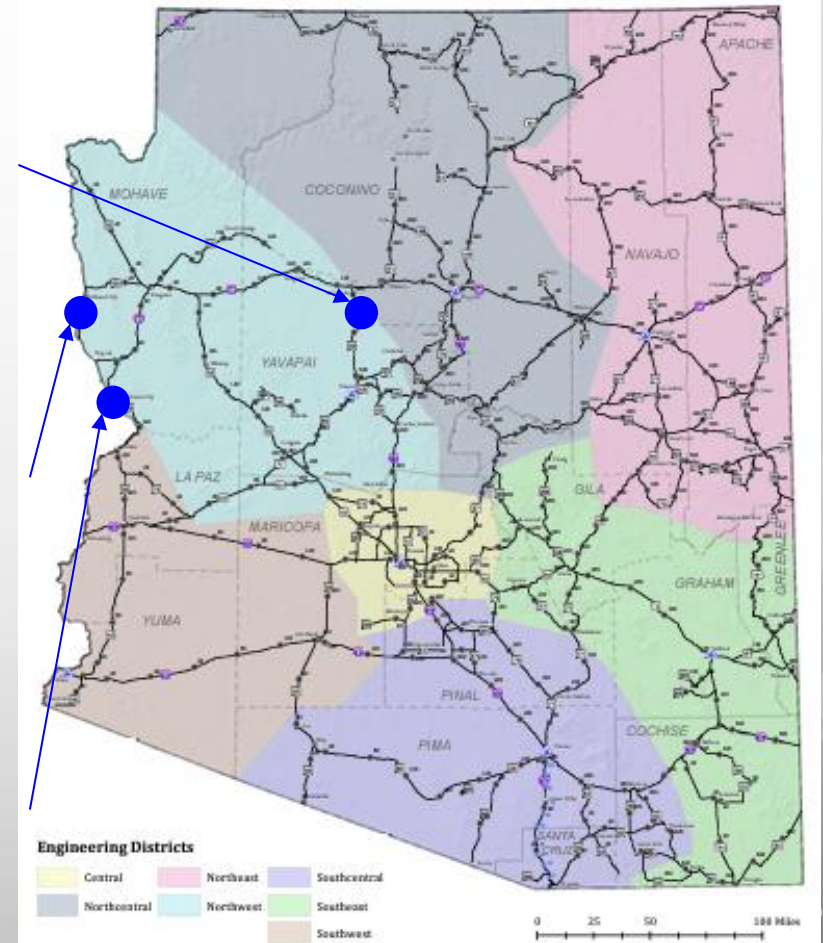
SR 95, MP 227-MP 250

100% Complete, 97% Time Spent

## Sara Park to I-40

SR 95, MP 175-MP 202

98% Complete, 110% Time Spent



# Northeast District Current Projects

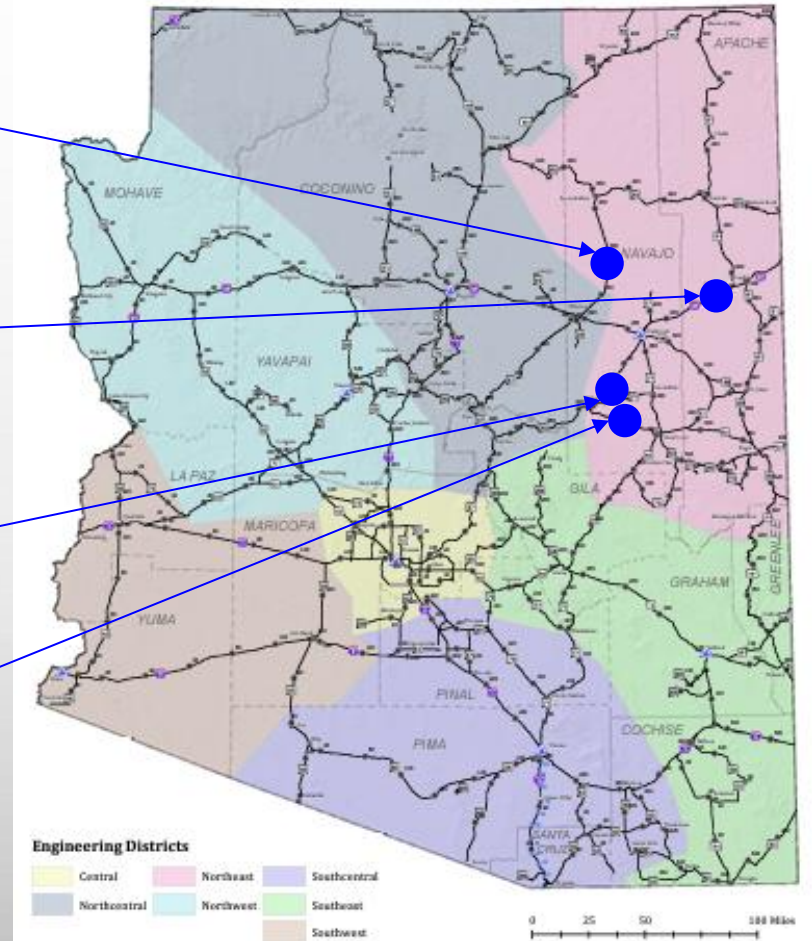
**ADOT**

Coyote Wash Bridge  
SR 87 MP 375

Pinta to McCarrel  
I 40 MP 318 - MP 330  
Dead River Bridge Eastbound  
I40 MP 316

Jct. SR 277 to Forest Boundary  
SR 377 MP 0 - MP 6

Overgaard to Camperland  
SR 260 MP 310 - MP 317



# Central District Current Projects

**I-17 Happy Valley to SR74  
Mill and Diamond Grind  
0% Complete 0% Time Spent**

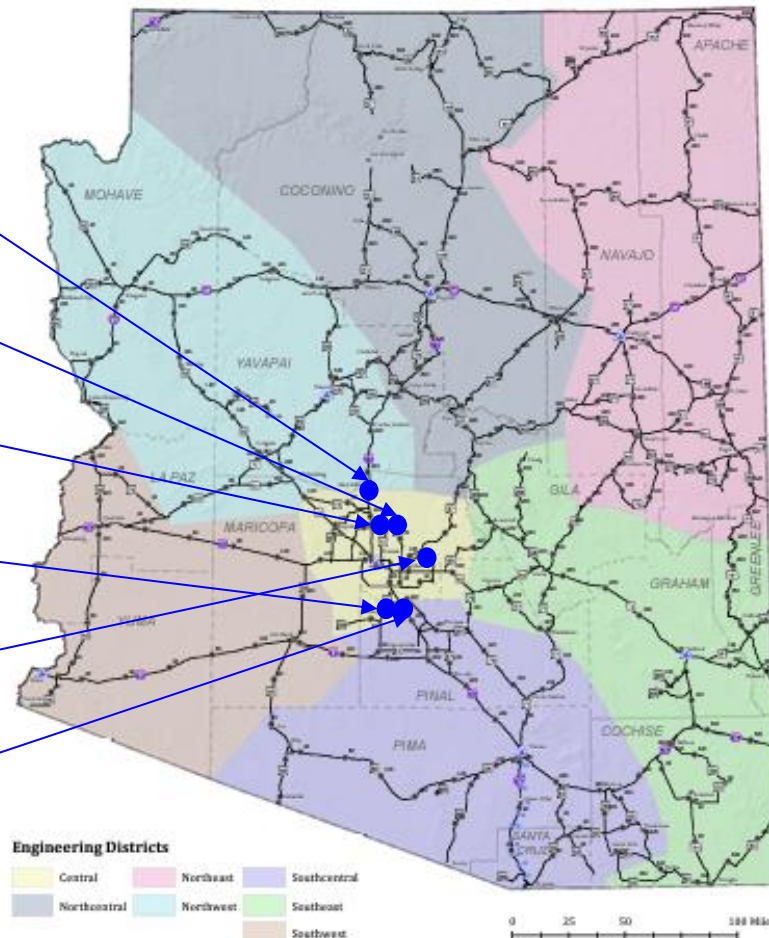
**SR101 Princess to Shea  
Loop 101 Expansion in Scottsdale  
15% Complete 15% Time Spent**

**16th Street Screenwall  
SR101 Pima Freeway  
100% Complete 98% Time Spent**

**SR347 at Lakeview Blvd.  
In City of Maricopa  
85% Complete 92% Time Spent**

**US 60X Sossaman to Meridian  
Old US60 Highway  
10% Complete 11% Time Spent**

**I-10 Gila River Bridge  
Bridge Replacement  
3% Complete 3% Time Spent**

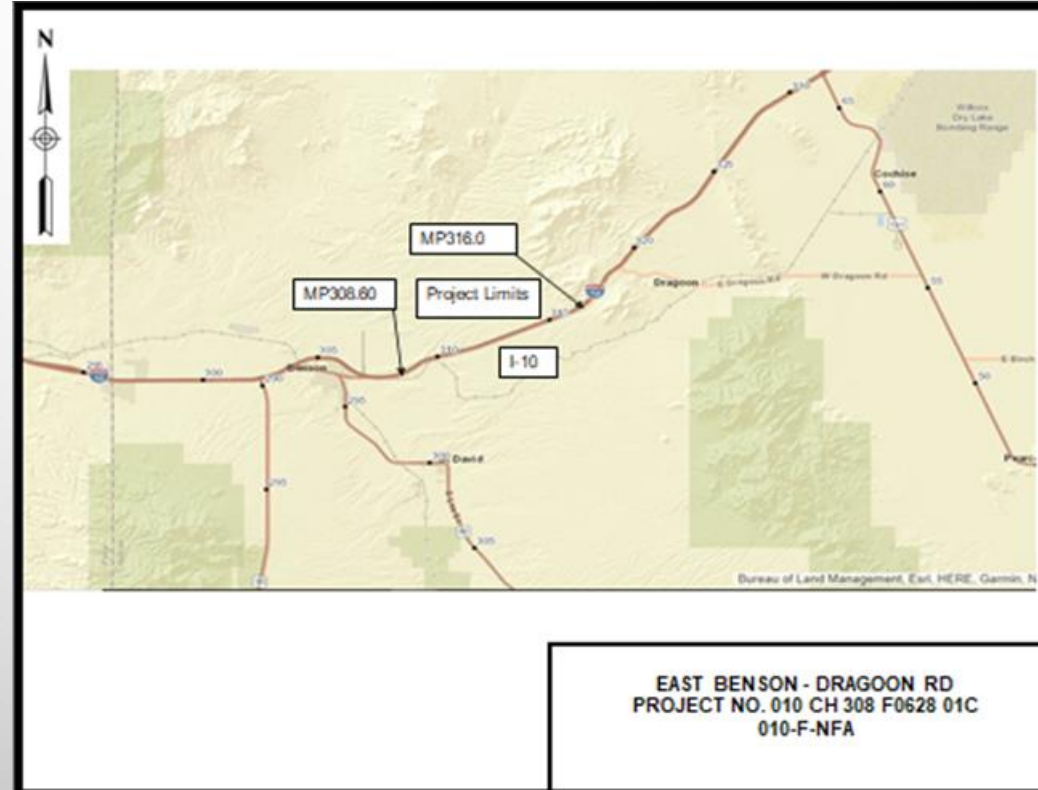


Low Bid	\$2,991,941
State Estimate	\$3,667,768
Difference	-\$675,827
% Difference	-18.4%

**Recommendation: Award**

## Reasons for Difference:

- Milling
- Mineral Aggregate
- Mobilization



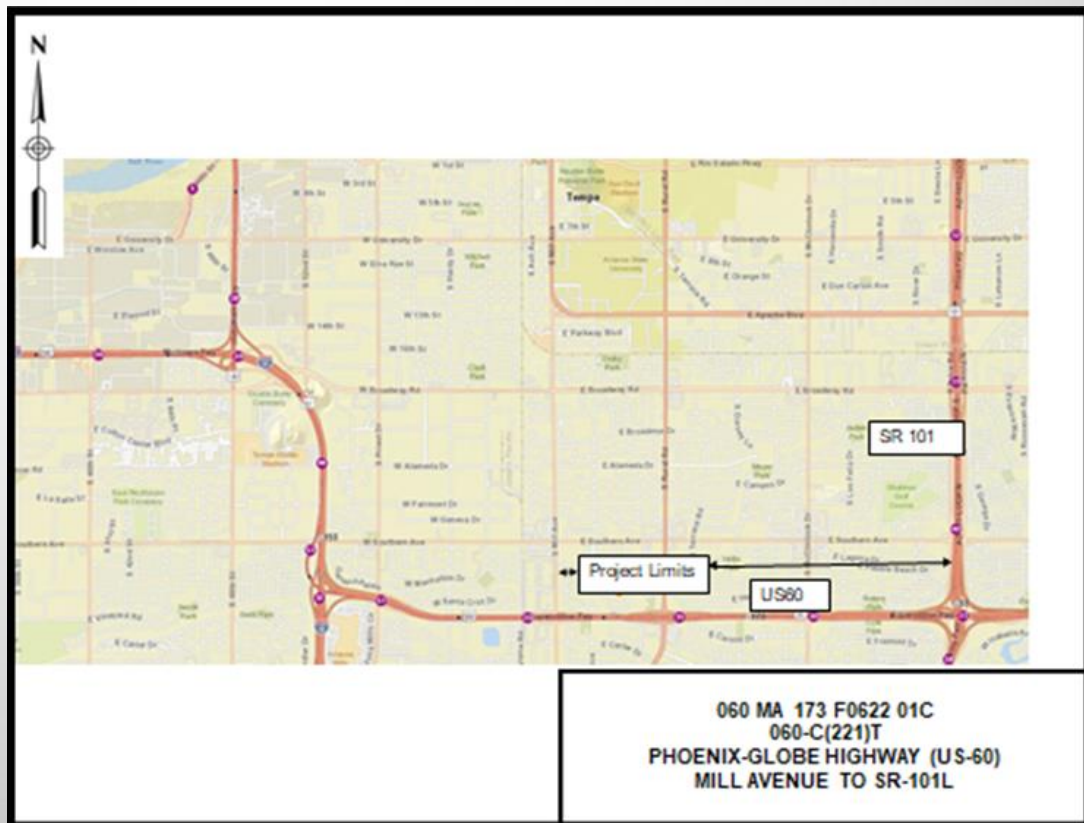


Low Bid	\$209,690
State Estimate	\$302,545
Difference	-\$92,855
% Difference	-30.7%

**Recommendation: Award**

Reasons for Difference:

- Luminaires
- Production rates

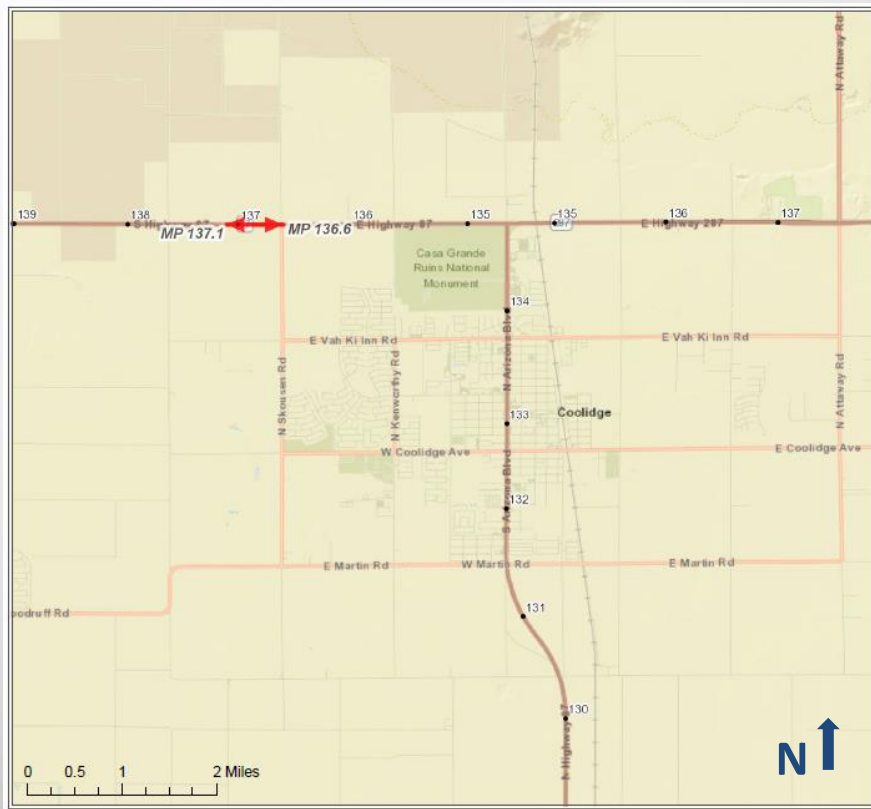




Low Bid	\$2,276,528
State Estimate	\$1,816,391
Difference	\$460,137
% Difference	25.3%

**Recommendation: Award****Reasons for Difference:**

- Concrete pipe
- Poles
- Radar Detection
- Quality Control
- Survey & Layout

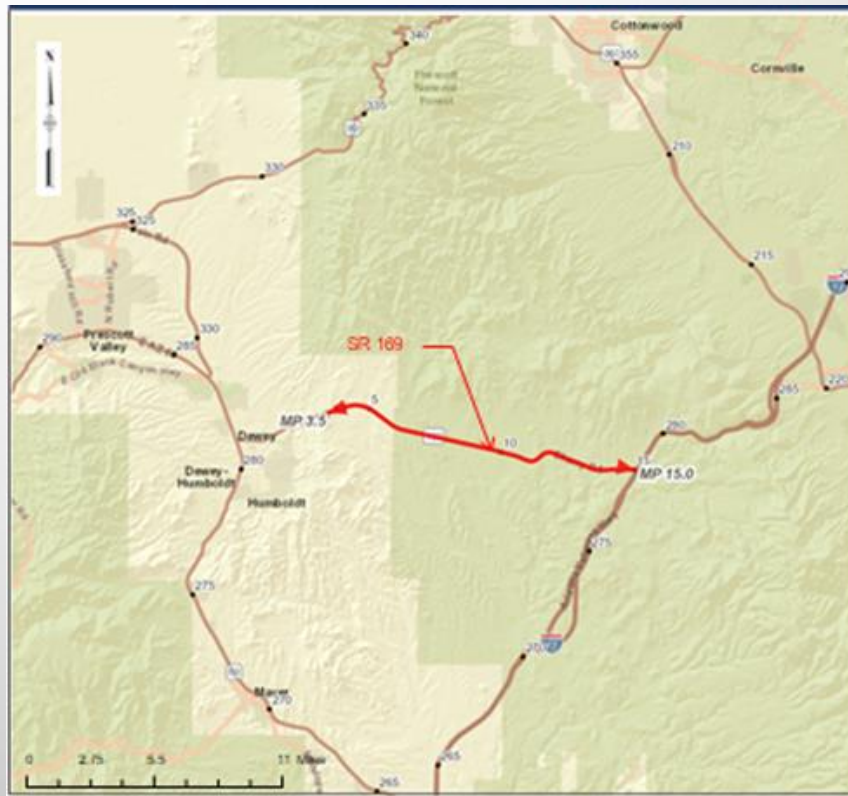


Low Bid	\$299,992
State Estimate	\$248,114
Difference	\$51,878
% Difference	20.9%

**Recommendation: Award  
(ReBid)**

Reasons for Difference:

- Mobilization
- Survey & Layout



# PAVEMENT REHABILITATION

## US 191: TABLE TOP ROAD - 7TH STREET & 7TH STREET - MP 173

**ADOT**

Low Bid	\$11,359,491
State Estimate	\$15,913,529
Difference	-\$4,554,038
% Difference	-28.6%

**Recommendation: Award**

Reasons for Difference:

- Milling
- Asphaltic Concrete & use of Recycled AC
- Haul Distance
- Traffic Control
- Mobilization



## SR 69: PRESCOTT LAKES PKWY - HEATHER HEIGHTS

Low Bid	\$9,792,000
State Estimate	\$9,628,061
Difference	\$163,939
% Difference	1.7%

**Recommendation: Award**

Reasons for Difference:

- Removals
- Pipe





Low Bid	\$2,252,522
State Estimate	\$2,397,475
Difference	-\$144,953
% Difference	-6.0%

**Recommendation: Award**

Reasons for Difference:

- Micro-surfacing



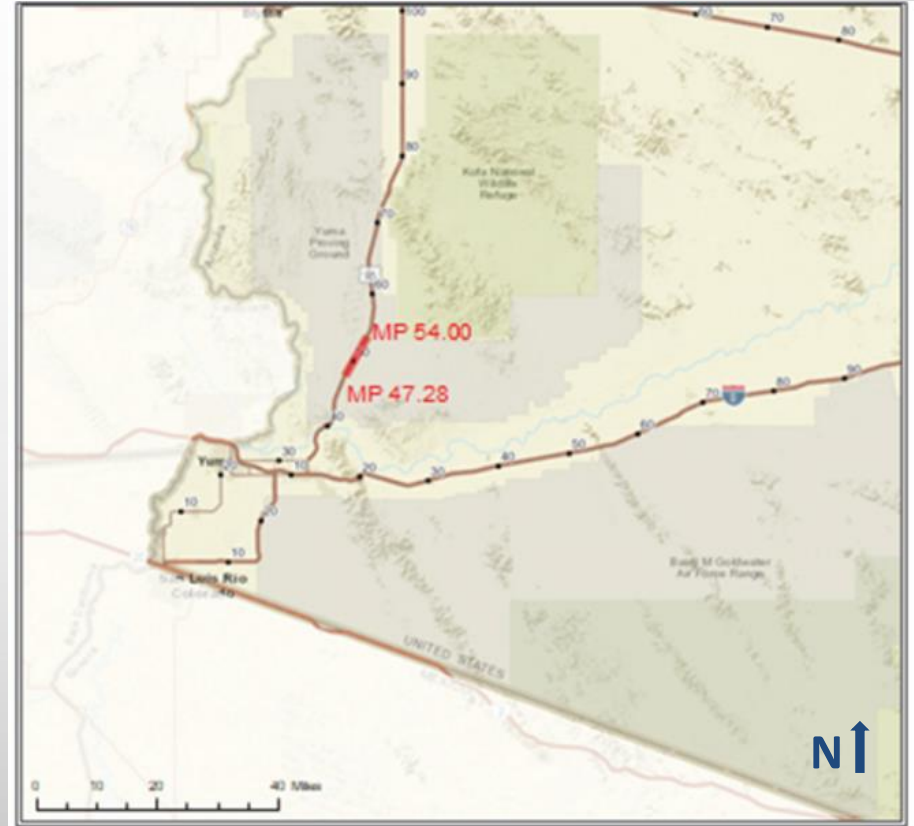


Low Bid	\$6,750,000
State Estimate	\$7,270,706
Difference	-\$520,706
% Difference	-7.2%

**Recommendation: Award**

## Reasons for Difference:

- Asphalt Binder
- Obliterate Pavement Markings
- Surveying & Layout



Low Bid	\$6,559,900
State Estimate	\$7,370,484
Difference	-\$810,584
% Difference	-11.0%

**Recommendation: Award**

Reasons for Difference:

- Grading
- Resetting Manholes & Valve Boxes
- Mobilization



Low Bid	\$199,498,998
State Estimate	\$206,251,268
Difference	-\$6,752,270
% Difference	-3.3%

**Recommendation: Award**

## Reasons for Difference:

- Removals
- Roadway Excavation
- PCCP/Diamond Grinding
- Concrete Barrier
- Sound & Retaining Walls



Low Bid	\$1,191,575
State Estimate	\$1,149,074
Difference	\$42,501
% Difference	3.7%

**Recommendation: Award**

Reasons for Difference:

- Aggregate Base
- Asphaltic Concrete

