



2025-2029 Program

Arizona Department of Transportation
Five Year Transportation Facilities Construction
Program

Final FY 2025-2029 Five- Year Transportation Facilities Construction Program

June 21, 2024

Paul Patane, P.E.
Multimodal Planning Division

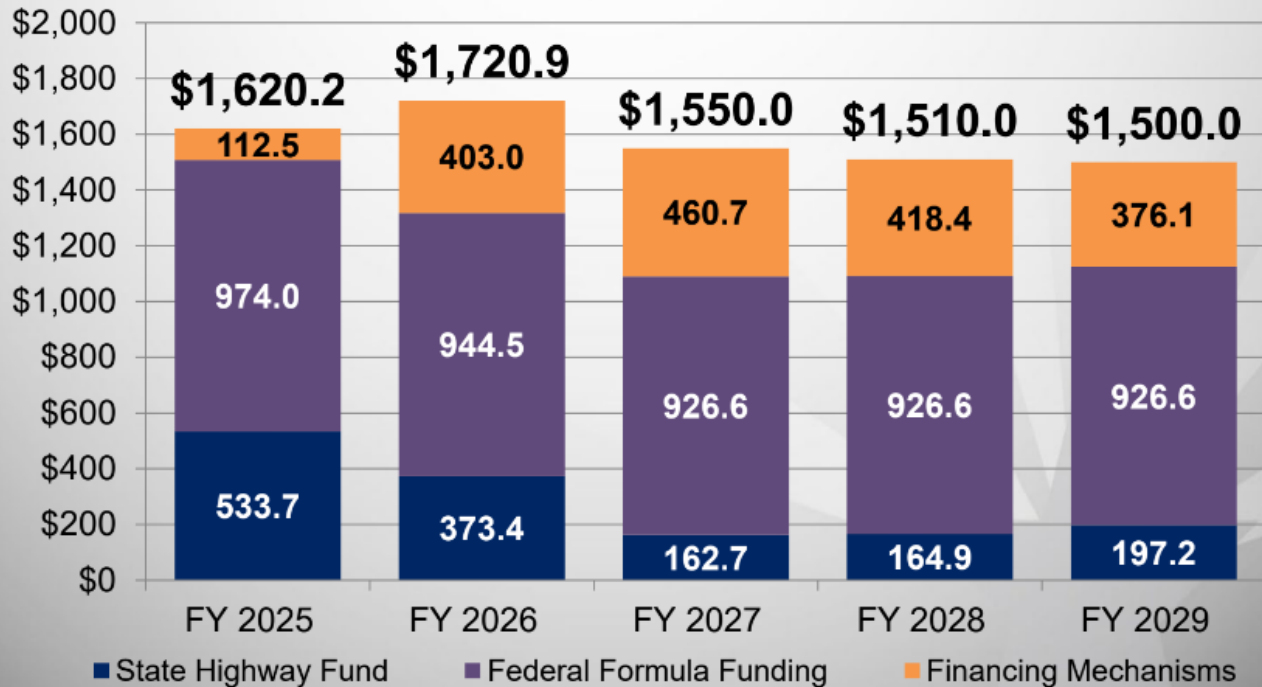
Programming Considerations

- Fiscal Constraint - may not exceed revenues forecasted each year over the five year period
- Project Budgets – reviewed annually and adjusted based on:
 - Year of expenditure \$ - addresses impact of inflation
 - Construction Cost Index - tracks changes in input costs
 - Changes in treatment type – particularly pavement and bridge preservation/rehabilitation projects
 - Project complexities – identified as project is developed
- Project readiness/constructability - readiness issues, conflicts with other projects and other constructability issues
- Risk based prioritization - considers factors above in determining project scheduling

FY 2025-2029 Five Year Transportation Facilities Construction Program

ADOT

Funding Available for Tentative Program





Greater Arizona Highway Projects

- Five year total \$4.55 bil
- 50% programmed by Board
- Excludes Maricopa and Pima Counties
- Includes subprograms and local projects funded from competitive subprograms
- Construction projects prioritized as required by statute

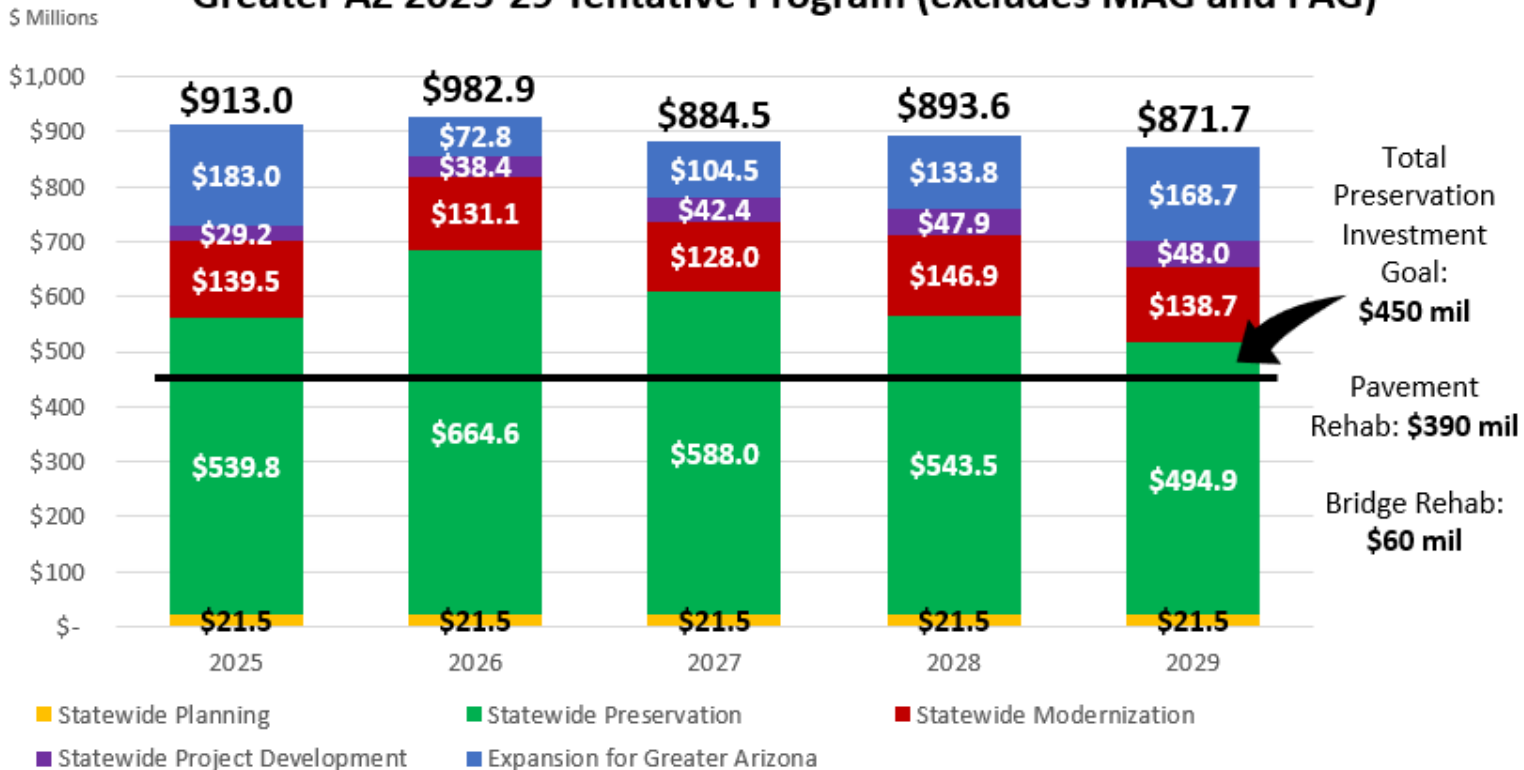
Greater Arizona Highway Projects

Greater Arizona

ADOT

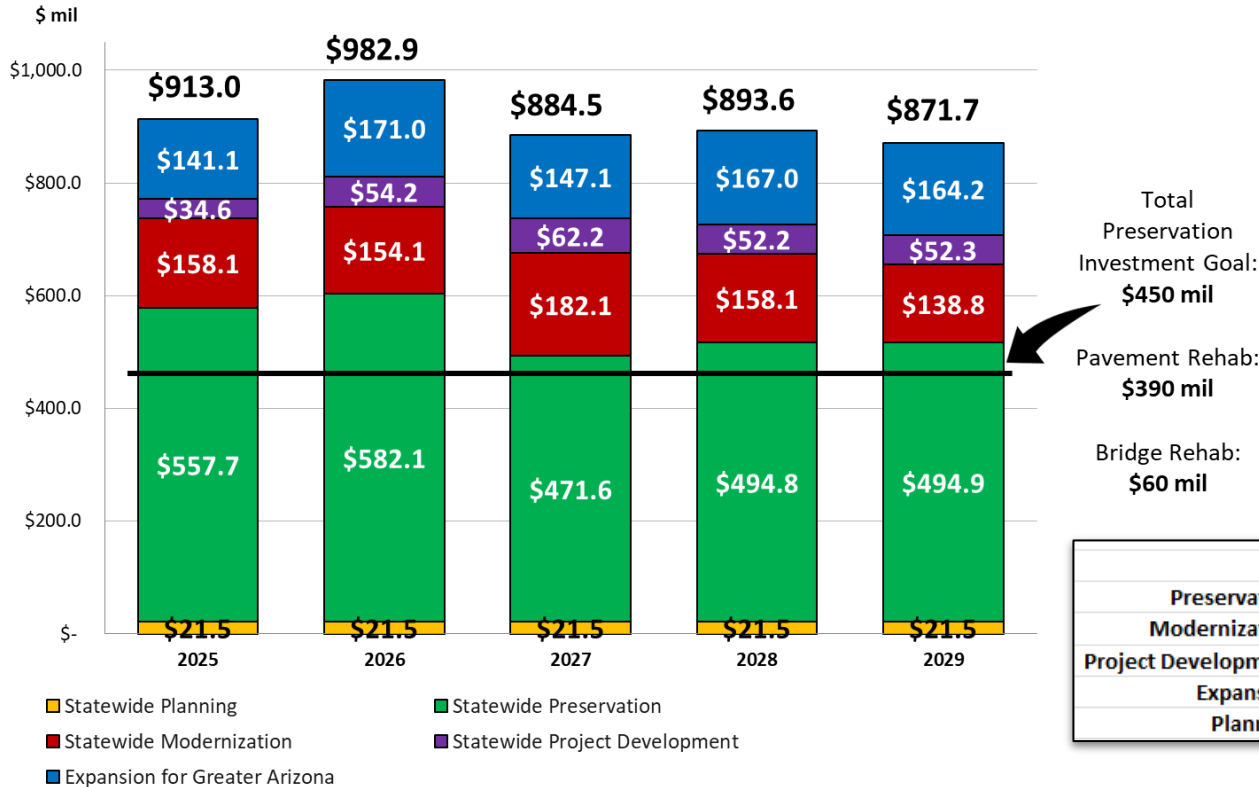
Tentative

Greater AZ 2025-29 Tentative Program (excludes MAG and PAG)



Greater Arizona (excludes MAG and PAG)

Greater AZ 2025-29 Program (\$ mil)



Change from Tentative

- Preservation decreased due to numerous projects advanced to FY 24 and continued refinements of the program; still above investment goal.
- Modernization increased based on anticipated award of

	2025	2026	2027	2028	2029
Preservation	(\$23)	(\$83)	(\$116)	(\$49)	(\$169)
Modernization	\$19	\$25	\$49	\$11	\$0
Project Development	\$59	\$16	\$25	\$4	\$4
Expansion	(\$42)	\$96	\$43	\$33	\$164
Planning	0	0	0	0	0

Illustrative Projects



- Identifies unfunded projects that could be programmed if funding becomes available
- Projects identified in public comments, pending grant applications, etc.

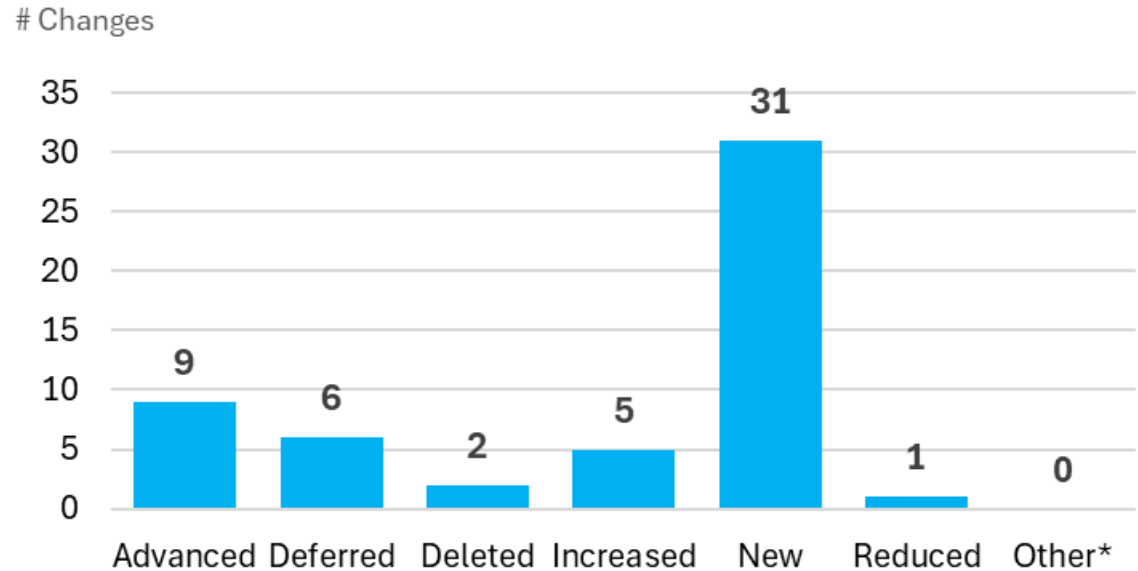
STIP ID	Route	County	ADOT Eng. District	Location	Type of Work	Estimated Length	Total Project Estimate	Current \$ Set Aside	Required Additional Funding	Fiscal Year	Notes
100195	I-40	Apache	NE	Window Rock TI OP EB/WB & Lupton TI OP EB/WB	Bridge Rehab	4 miles	35.00	7.00	28.00	TBD	ADOT has applied for a federal discretionary Bridge grant for approximately \$28 mil. Current \$ Set Aside of \$7 mil is pending announcement of grant awards.
104627	NA	Cochise	SE	Land Port of Entry Facility	Truck monitoring	NA	TBD	10.00	TBD	2026	Involves federal and state shared-use land port of entry.
103259, 104088	SR 80	Cochise	SE	Access road to the Land Port of Entry and SR80 Improvements	Construct new connector road	2 miles	70.73	27.50	43.25	2027	ADOT has applied for federal discretionary INFRA and Rural grants for \$43.25 mil. Current \$ Set Aside include legislative appropriation, local public agency contributions and AZ SMART. A Congressionally Directed Spending earmark has been requested but not yet received.
103024, 100597	US-93	Maricopa	NW	US 93 Wickenburg Ranch Rd	Widening to 4 lanes	1.27 miles	68.10	35.38	26.00	2026	ADOT has applied for federal discretionary INFRA and Rural grants for \$26 mil. Current \$ Set Aside include funds provided by a private developer.
103478	SR 347	Maricopa and Pinal	C	SR 347, Maricopa to I-10	Widening to 6 lanes	13.4 miles	215.00	0.00	215.00	TBD	Design is currently underway; construction funding source has not yet been identified. Project requires approval by MAG Regional Council and must be included in the MAG TIP.
NA	SR 24	Pinal	C	SR 24, Meridian to Ironwood	Construct corridor extension	TBD	TBD	TBD	TBD	TBD	Project requires approval by MAG Regional Council and must be included in the MAG TIP.

Changes from Tentative to Final

- **Advanced** - moving a project/phase to an earlier year based on funding availability, needs of the system, etc.
- **Deferred** - moving a project/phase to a later year
- **Deleted** - removing a project from the five year program until further review to validate or clarify scope, schedule and budget
- **Increased** - increasing the cost of one or more project phases due to the need for additional design work, construction cost increases, etc.
- **New** - adding a new project to the program
- **Reduced** - decreasing the costs of one or more phases due to advancing phases to earlier years, scope reductions, etc.
- **Other** - corrections made to project information, funding, etc.

Changes from Tentative to Final Programs

Number and Type of Changes from Tentative Program



*Other includes changes to names, or descriptions, technical corrections and other changes which do not impact scope, schedule or budget.

Advanced Projects



Project/project phase can begin sooner than planned

RT	CO	PROJECT TITLE	Change	Action	Tentative Program \$	2025	2026	2027	2028	2029
I-10	Pima	Prince Road - I-19	Advance construction from FY 25 to FY 24	Advanced	3,749,500	-	-	-	-	-
I-10	Cochise	East Wilcox TI UP	Advance construction from FY 25 to FY 24	Advanced	2,000,000	-	-	-	-	-
I-17	Yavapai	Sunset Point - SR 69	Advance design from 2025 to 2024	Advanced	1,500,000	-	-	-	-	-
I-40	Mohave	Holy Moses Wash - Rattlesnake Wash	Advance construction from FY 26 to FY 24	Advanced	47,023,641	-	-	-	-	-
SR 86	Pima	MP 80 - BIA 132	Advance construction from FY 25 to FY 24	Advanced	26,739,680	-	-	-	-	-
SR 95	La Paz	Tyson Street to N of Quartzsite	Advance construction from FY 25 to FY 24	Advanced	13,288,620	-	-	-	-	-
US 70	Graham	Cottonwood Wash to Reay Ln	Reduce and Advance design from 2025 to 2024	Advanced	1,036,932	-	-	-	-	-
US 93	Yavapai	US-93 Vista Royale widening	Advance construction from FY 25 to FY 24	Advanced	10,500,000	-	-	-	-	-
US 93	Yavapai	Big Jim Wash widening	Advance construction from FY 26 to FY 24	Advanced	10,500,000	-	-	-	-	-

Deferred



Project/project phase needs more time to complete

RT	CO	PROJECT TITLE	Change	Action	Tentative Program \$	2025	2026	2027	2028	2029
Local	Pima	E Grant Rd & N Edith Blvd; E Irvington Rd & S 1st Ave; W Fort Lowell Rd & N Balboa Ave; Sh 12th Ave & W District St.; W Wetmore Rd & Neffson Dr; E 36th St & Martin Luther King Jr. Way; N Kolb Rd & E Rosewood St; & Sh Swan Rd & Et Cecelia St.	Safety project deferred at Sponsor's request	Deferred	-	2,064,272	-	-	-	-
Local	Pima	Country Club Road Grant Rd - 22nd Street	Safety project deferred at Sponsor's request	Deferred	-	1,400,351	-	-	-	-
Local	Pima	Drexel Rd - Los Reales Rd	Safety project deferred at Sponsor's request	Deferred	-	1,262,686	-	-	-	-
Local	Pima	West Silver lake Road/South Cottonwood Lane and East Speedway Boulevard/North Sahuara Avenue	Safety project deferred at Sponsor's request	Deferred	-	504,798	-	-	-	-
Local	Maricopa	107th Ave & Rose Garden	Construction deferred from FY 24 to FY 25 due to right of way acquisition	Deferred	-	474,731	-	-	-	-
SR 303L	Maricopa	303: Grand Ave TI	Study deferred from FY 24 to FY 25	Deferred	-	4,390,000	-	-	-	-

Deleted



Projects no longer in the program as represented in the Tentative

RT	CO	PROJECT TITLE	Change	Action	Tentative Program \$	2025	2026	2027	2028	2029
Local	Yavapai	Gail Gardner Way and Fair Street	Safety project canceled at Sponsor's request	Deleted	733,600	-	-	-	-	-
I-10	Cochise	San Simone Port Scale and Inspection Pit	Project covered to eSTIP #104462	Deleted		4,800,000	-	-	-	-

Increased



Increase in funding based on changes in project scope, schedule or budget

RT	CO	PROJECT TITLE	Change	Action	Tentative Program \$	2025	2026	2027	2028	2029
I-17	Yavapai	E Dugas Rd - MP 275	Construction estimate increased	Increased	16,000,000	-	-	25,000,000	-	-
I-40	Mohave	40: Fort Rock Rd - Markham Pass WB	Construction estimate increased	Increased	10,567,500	10,667,500	-	-	-	-
US 89	Coconino	Bitter Springs JCT - Rossman Hill	Construction estimate increased	Increased	-	5,310,000	-	-	-	-
Local	Pima	Medium Wash Canyon Bridge	Additional funding needed for right of way	Increased	-	25,000	-	-	-	-
SR 64	Coconino	I 40 - Pipeline Rd	Increase FY26 construction budget	Increased	50,681,951	-	52,887,393	-	-	-

New



New project not previously in the Tentative 5-yr Program

RT	CO	PROJECT TITLE	Change	Action	Tentative Program \$	2025	2026	2027	2028	2029
I-10	Maricopa	Verrado Way - 99th Ave	New lighting conversion project	New	-	540,000	-	-	-	-
I-10	Cochise	San Simon Port of Entry	New port of entry project	New	-	4,800,000	-	-	-	-
I-17	Coconino	Ramp E-N Overpass #2450	New bridge rehab project	New	-	-	600,000	-	2,500,000	-
I-17	Coconino	Sunset Point- I17/I-40 TI	New intelligent transportation project	New	-	3,951,000	-	-	-	-
I-40	Navajo	Hunt Rd TIUP	New bridge rehab project	New	-	500,000	-	3,000,000	-	-
I-40	Mohave	Lake Havasu TI UP #1586	New bridge rehab project	New	-	850,000	-	-	11,000,000	-
I-8	Maricopa	Gillespie Canal Bridge EB #489 & WB #568	New bridge replacement project	New	-	1,000,000	-	-	-	12,000,000
Local	Apache	Old US66/CR 7250 at Querino Canyon	New bridge rehab project	New	-	745,000	-	6,500,000	-	-
Local	Gila	Johnson Rd at Tonto Village	New bridge rehab project	New	-	270,000	-	500,000	-	-
Local	Santa Cruz	Elgin Rd at Babocomari Creek	New bridge rehab project	New	-	595,000	30,000	3,364,000	-	-
Local	Yavapai	Crookton Rd at BNSF RR OP	New bridge rehab project	New	-	2,889,312	-	-	-	-
Local	Pinal	Selma Hwy at Casa Grande Canal Extension	New bridge rehab project	New	-	445,000	-	-	2,136,000	-
Local	Santa Cruz	Babocomari Creek Bridge Replacement	New bridge rehab project	New	-	595,000	30,000	3,364,000	-	-

New, cont.



New project not previously in the Tentative 5-yr Program

RT	CO	PROJECT TITLE	Change	Action	Tentative Program \$	2025	2026	2027	2028	2029
Local	Yavapai	Big Bug Creek Bridge, Str #8252	New bridge rehab project	New	-	502,000	-	-	-	-
Local	Navajo	Joseph City Sidewalk Improvements	New Transportation Alternatives project	New	-	807,208	-	-	-	-
Local	Navajo	Show Low SR260 Multi-Use Path	New bike/pedestrian project	New	-	1,085,290	-	-	-	-
Local	Pima	Florida Canyon Wash	Additional funding needed for right of way	New	-	25,000	-	-	-	-
Local	Pinal	Florence Blvd & Peart Rd, east approach	New safety project	New	-	-	328,158	-	-	-
Local	Yuma	Three Citywide Turn Signals	New safety construction project	New	-	-	-	330,750	-	-
Local	Pima	Ajo Wash Bridge	New bridge replacement construction project	New	-	760,339	-	-	-	-
SR 202L	Maricopa	Guadalupe - SanTan Village Parkway	New lighting conversion project	New	-	800,000	-	-	-	-
SR 202L	Maricopa	Val Vista - Southern	New lighting conversion project	New	-	800,000	-	-	-	-
SR 202L	Maricopa	McClintock Dr - Thomas Rd	New lighting conversion project	New	-	800,000	-	-	-	-

New, cont.



New project not previously in the Tentative 5-yr Program

RT	CO	PROJECT TITLE	Change	Action	Tentative Program \$	2025	2026	2027	2028	2029
SR 202L	Maricopa	SR101L (Red Mountain) - US60	New lighting conversion project	New	-	640,000	-	-	-	-
SR 202L	Maricopa	McClintock Dr - 48th St	New lighting conversion project	New	-	640,000	-	-	-	-
SR 303L	Maricopa	Peoria Ave - Sonoran Desert Parkway	New lighting conversion project	New	-	1,072,000	-	-	-	-
SR 80	Cochise	James Ranch Road: US Border to SR 80	Access road to new port of entry facility	New	-	81,938	-	20,000,000	-	-
SR 89A	Coconino	Midgley/Wilson Canyon Bridge #232	New bridge rehab project	New	-	500,000	-	-	-	13,500,000
US 191	Graham	US191, MP 133 - MP 136	New passing lane project	New	-	-	4,540,100	-	-	-
US 60	Maricopa	60 (Superstition): L202 - Goldfield Rd.	New lighting conversion project	New	-	880,000	-	-	-	-
Local	Pima	Grant Rd: Oracle Rd to Swan Rd	Not included in Tentative Program	New	-	8,979,000	6,337,000	-	-	-

Reduced



Reduction in funding based on changes in project scope, schedule or budget

RT	CO	PROJECT TITLE	Change	Action	Tentative Program \$	2025	2026	2027	2028	2029
I-40	Coconino	I-17 - Country Club Drive	Decrease construction budget in FY25	Reduced	4,040,000	3,002,000	-	-	-	-

Other



Changes to names, or descriptions, technical corrections and other changes which do not impact scope, schedule or budget.

- There were no Other changes

\$ Programmed, by Board District

ADOT

- Changes primarily due to projects advanced to FY 24 from out years
- Covers Board's 50% in Greater AZ only - does not include MAG or PAG
- Does not include subprograms

Tentative

	District 1	District 2	District 3	District 4	District 5	District 6
2025	134,860,937	47,852,794	80,748,440	69,581,908	195,076,899	203,684,473
2026	9,727,438	18,958,415	44,762,430	84,723,480	147,664,839	258,832,893
2027	29,759,737	14,991,598	6,500,000	95,893,778	116,515,253	280,052,826
2028	-	-	-	47,988,636	115,045,639	266,572,790
2029	12,000,000	-	1,500,000	3,000,000	20,000,000	3,000,000
Total	186,348,112	81,802,807	133,510,870	301,187,802	594,302,630	1,012,142,982

Final

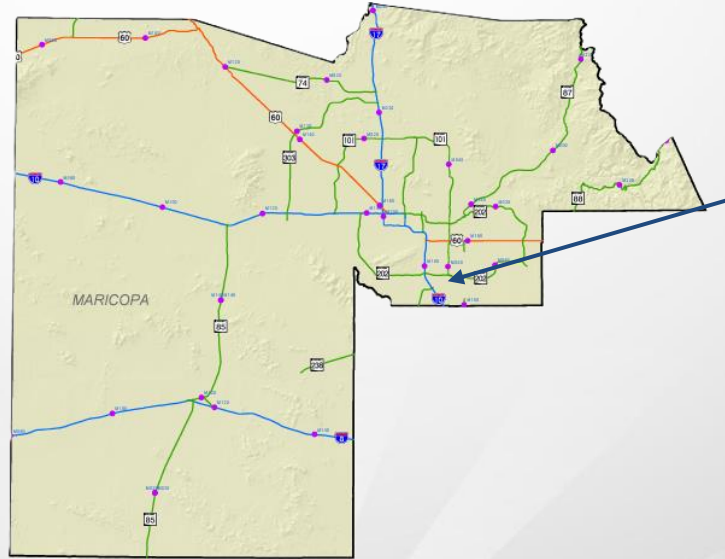
	District 1	District 2	District 3	District 4	District 5	District 6
2025	\$ 142,213,724	\$ 16,772,694	\$ 79,343,440	\$ 51,539,388	\$ 191,684,090	\$ 135,061,992
2026	\$ 27,299,439	\$ 17,238,336	\$ 54,874,368	\$ 88,963,216	\$ 129,168,381	\$ 196,401,563
2027	\$ 29,759,737	\$ 23,301,704	\$ 29,864,000	\$ 96,393,778	\$ 133,515,254	\$ 287,183,576
2028	\$ -	\$ -	\$ -	\$ 51,830,636	\$ 116,345,639	\$ 272,272,790
2029	\$ 12,000,000	\$ -	\$ 1,500,000	\$ 3,000,000	\$ 20,000,000	\$ 12,100,000
Total	\$ 211,272,900	\$ 57,312,734	\$ 165,581,808	\$ 291,727,018	\$ 590,713,364	\$ 903,019,921

District 1

Total # and \$ of Active Projects:

- 26 projects*
- \$211.3 M

Preservation: \$154.1 M
 Modernization: \$27.2 M
 Expansion: \$30 M
 Administration***: \$0



Expansion Projects

2025: I-10 Widening - \$30 M

See Maricopa County section for additional expansion projects in this region

* Includes new and underway projects; a project may be counted in multiple years depending on its schedule.

** Administration - studies and activities that do not fall into one of the other categories

	2025		2026		2027		2028		2029		TOTAL	
	\$ Programmed	# Projects	\$ Programmed	# Projects	\$ Programmed	# Projects	\$ Programmed	# Projects	\$ Programmed	# Projects	\$ Programmed	# Projects
District 1												
Preservation	96,771,801	5	16,500,001	1	28,800,000	1	-	-	12,000,000	1	154,071,802	8
Modernization	15,441,923	11	10,799,438	5	959,737	1	-	-	-	-	27,201,098	17
Expansion	30,000,000	1	-	-	-	-	-	-	-	-	30,000,000	1
Administration	-	-	-	-	-	-	-	-	-	-	-	-
Total	142,213,724	17	27,299,439	6	29,759,737	2	-	-	12,000,000	1	211,272,900	26

District 2

Total # and \$ of Active Projects:

- 25 projects*
- \$57.3 M

Preservation: \$36.4 M

Modernization: \$20.9 M

Expansion: \$0

Administration**: \$0



Expansion Projects

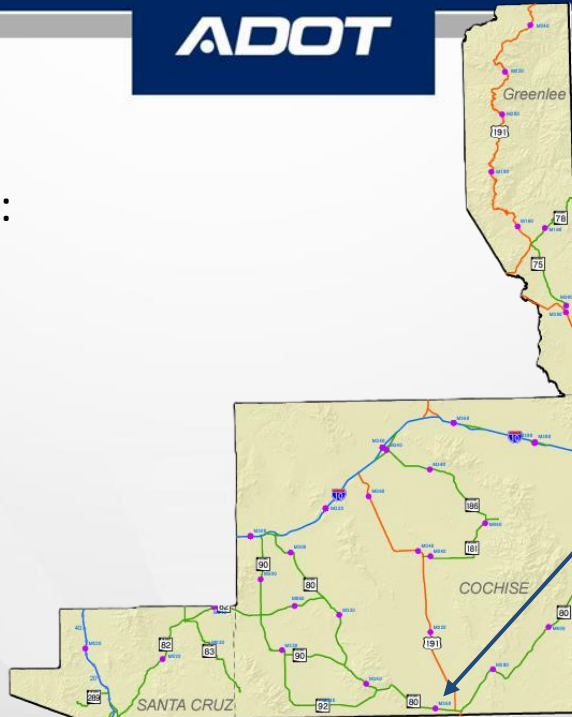
See Pima County section of the Program for expansion projects in this region

* Includes new and underway projects; a project may be counted in multiple years depending on its schedule.

** Administration - studies and activities that do not fall into one of the other categories

	2025		2026		2027		2028		2029		TOTAL	
	\$ Programmed	# Projects	\$ Programmed	# Projects	\$ Programmed	# Projects	\$ Programmed	# Projects	\$ Programmed	# Projects	\$ Programmed	# Projects
District 2												
Preservation	10,084,500	4	11,313,000	2	14,991,598	1	-	-	-	-	36,389,098	7
Modernization	6,688,194	5	5,925,336	6	8,310,106	7	-	-	-	-	20,923,636	18
Expansion	-	-	-	-	-	-	-	-	-	-	-	-
Administration	-	-	-	-	-	-	-	-	-	-	-	-
Total	16,772,694	9	17,238,336	8	23,301,704	8	-	-	-	-	57,312,734	25

District 3



Expansion Projects

2026: Land Port of Entry Facility, \$10 M

2027: SR 80/James Ranch Rd, \$27.5 M

Total # and \$ of Active Projects:

- 17 projects*
- \$165.6 M

Preservation: \$130.7 M

Modernization: \$14.8 M

Expansion: \$20.1 M

Administration** : \$0

* Includes new and underway projects; a project may be counted in multiple years depending on its schedule.

** Administration - studies and activities that do not fall into one of the other categories

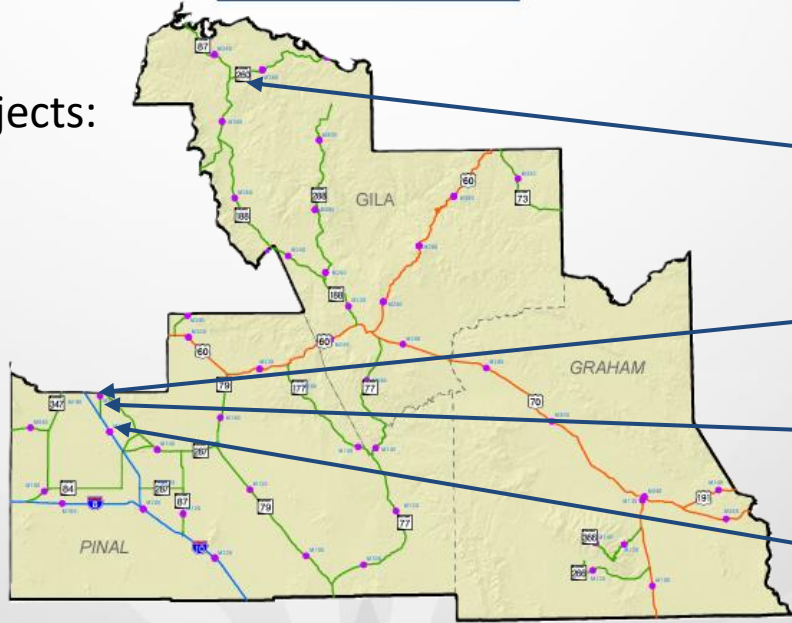
	2025		2026		2027		2028		2029		TOTAL	
	\$ Programmed	# Projects	\$ Programmed	# Projects	\$ Programmed	# Projects	\$ Programmed	# Projects	\$ Programmed	# Projects	\$ Programmed	# Projects
District 3											-	-
Preservation	74,543,440	6	44,792,430	3	9,864,000	3	-	-	1,500,000	1	130,699,870	13
Modernization	4,800,000	1	10,000,000	1	-	-	-	-	-	-	14,800,000	2
Expansion	-	-	81,938	1	20,000,000	1	-	-	-	-	20,081,938	2
Administration	-	-	-	-	-	-	-	-	-	-	-	-
Total	79,343,440	7	54,874,368	5	29,864,000	4	-	-	1,500,000	1	165,581,808	17

District 4

Total # and \$ of Active Projects:

- 35 projects*
- \$291.7 M

Preservation: \$134.5 M
 Modernization: \$36.3 M
 Expansion: \$120.8 M
 Administration**: \$0



Expansion Projects

2026-28: SR 260, Lion Springs, \$109 M

2025: I-10, Gila River - SR 587, \$140 M

2025: I-10/SR 387 TI, \$26 M

2025: I-10, SR 587 - SR 387, \$67 M

* Includes new and underway projects; a project may be counted in multiple years depending on its schedule.

** Administration - studies and activities that do not fall into one of the other categories

	2025		2026		2027		2028		2029		TOTAL	
	\$ Programmed	# Projects	\$ Programmed	# Projects	\$ Programmed	# Projects	\$ Programmed	# Projects	\$ Programmed	# Projects	\$ Programmed	# Projects
District 4												
Preservation	21,104,000	4	43,989,517	3	41,893,778	5	24,580,636	3	3,000,000	2	134,567,931	17
Modernization	18,635,388	9	17,723,699	5	-	-	-	-	-	-	36,359,087	14
Expansion	11,800,000	1	27,250,000	1	54,500,000	1	27,250,000	1	-	-	120,800,000	4
Administration	-	-	-	-	-	-	-	-	-	-	-	-
Total	51,539,388	14	88,963,216	9	96,393,778	6	51,830,636	4	3,000,000	2	291,727,018	35

District 5

Total # and \$ of Active Projects:

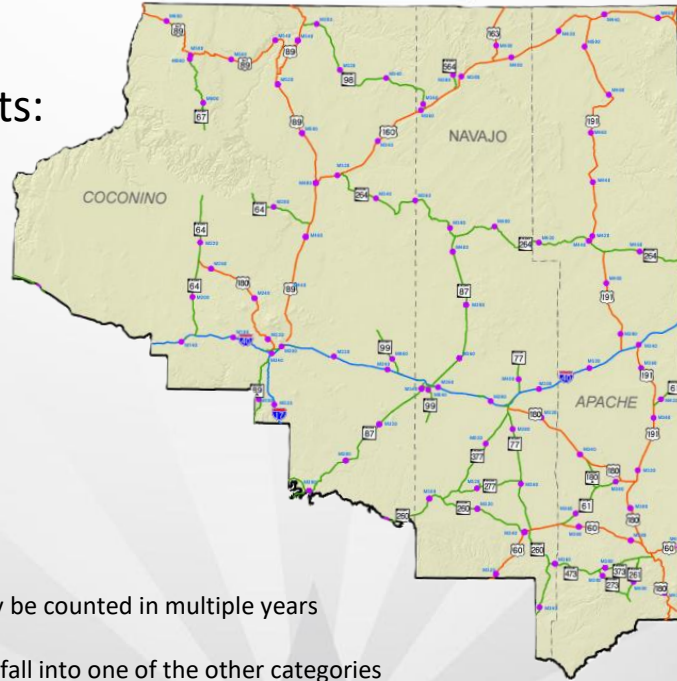
- 59 projects*
- \$590.7 M

Preservation: \$550.8 M

Modernization: \$32.2 M

Expansion: \$0

Administration** : \$7 M



Expansion Projects

None

* Includes new and underway projects; a project may be counted in multiple years depending on its schedule.

** Administration - studies and activities that do not fall into one of the other categories

	2025		2026		2027		2028		2029		TOTAL	
	\$ Programmed	# Projects	\$ Programmed	# Projects	\$ Programmed	# Projects	\$ Programmed	# Projects	\$ Programmed	# Projects	\$ Programmed	# Projects
District 5												
Preservation	167,114,850	11	120,261,669	8	128,394,511	11	115,045,639	6	20,000,000	3	550,816,669	39
Modernization	20,618,240	13	5,904,712	2	5,120,743	2	1,300,000	1	-	-	32,943,695	18
Expansion	-	-	-	-	-	-	-	-	-	-	-	-
Administration	3,951,000	1	3,002,000	1	-	-	-	-	-	-	6,953,000	2
Total	191,684,090	25	129,168,381	11	133,515,254	13	116,345,639	7	20,000,000	3	590,713,364	59

District 6

Total # and \$ of Active Projects:

- 70 projects*
- \$903 M

Preservation: \$520.9 M

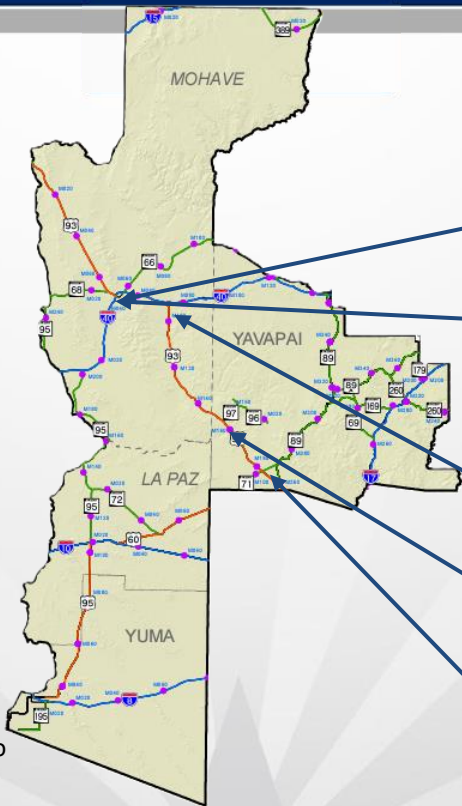
Modernization: \$103.3 M

Expansion: \$277.4 M

Administration** : \$1.4 M

* Includes new and underway projects; a project may be counted in multiple years depending on its schedule.

** Administration - studies and activities that do not fall into one of the other categories



Expansion Projects

2025: I-40, W Kingman TI, \$37.5 M

2025: I-40, Rancho Santa Fe TI, \$48.3 M (not included in table below)

2025-26: US 93, Cane Springs, \$70 M

2025-26: US 93, Big Jim Wash, \$110 M

2028: US 93, Vista Royale, \$46.5 M

	2025		2026		2027		2028		2029		TOTAL	
	\$ Programmed	# Projects	\$ Programmed	# Projects	\$ Programmed	# Projects	\$ Programmed	# Projects	\$ Programmed	# Projects	\$ Programmed	# Projects
District 6												
Preservation	40,647,197	6	138,698,471	4	177,545,681	5	160,972,790	5	3,000,000	1	520,864,139	21
Modernization	21,908,761	18	21,303,092	11	46,204,479	10	4,800,000	1	9,100,000	1	103,316,332	41
Expansion	72,506,034	2	35,000,000	1	63,433,416	2	106,500,000	2	-	-	277,439,450	7
Administration	-	-	1,400,000	1	-	-	-	-	-	-	1,400,000	1
Total	135,061,992	26	196,401,563	17	287,183,576	17	272,272,790	8	12,100,000	2	903,019,921	70



Maricopa County Regional Transportation Plan Freeway Program

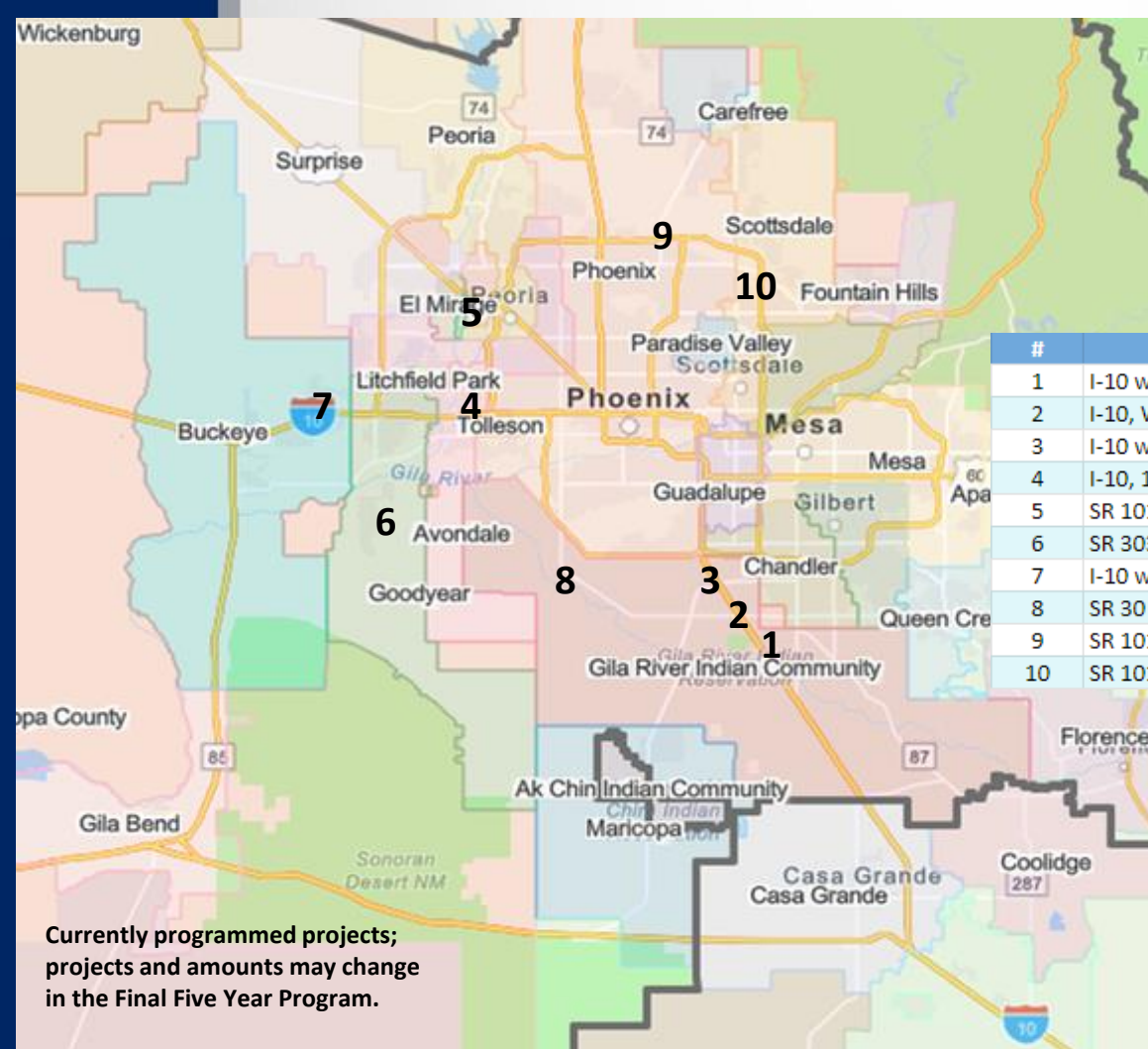
Maricopa County Regional Transportation Plan Freeway Program

- Five year total \$2.5 B
- 37% allocated to MAG for ADOT routes
- Includes MAG subprograms
- Current TIP runs only through 2026; most funding yet to be programmed in new TIP
- Section also includes additional funding provided by the region

Maricopa County Regional Transportation Plan Freeway Program - Current Projects

#	Location	2025 \$
1	I-10 widening, Koli Rd	54,955,303
2	I-10, Wild Horse Pass Blvd	37,600,000
3	I-10 widening, 202 to Riggs Rd	179,902,857
4	I-10, 101 Interchange improvements	291,105,446
5	SR 101, Northern Ave TI	15,000,000
6	SR 303, MC 85 to Van Buren	610,428,718
7	I-10 widening, SR 85 to Citrus *	116,197,900
8	SR 30 Tres Rios, 303 to 202	4,289,805
9	SR 101 at SR 51, East to South Ramp (Minor Improvements)	4,500,000
10	SR 101L, Princess Dr - Shea Blvd (Capital Pavement)	14,800,000

*This project has a legislative appropriation which was deferred in the FY 2025 budget. The MAG TIP will be amended at a later date to reflect the deferral.

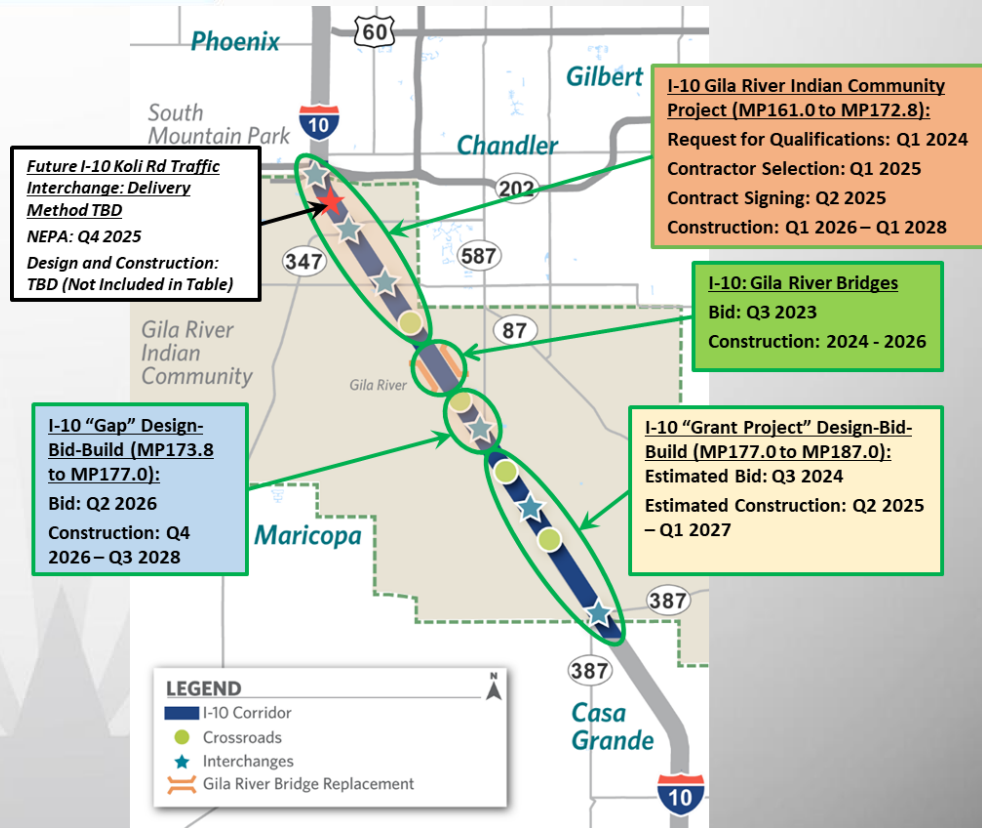


Currently programmed projects; projects and amounts may change in the Final Five Year Program.

I-10 Wild Horse Pass Corridor Overview

Segments from north to south:

- I-10 Gila River Indian Community Project (design-build), MP 161-172.8
- I-10 Gila River Bridges, MP 172.8-173.8
- I-10 “Gap Project,” MP 173.8 to 177
- I-10 “Grant Project,” MP 177-187





Pima County Regional Transportation Highway Program

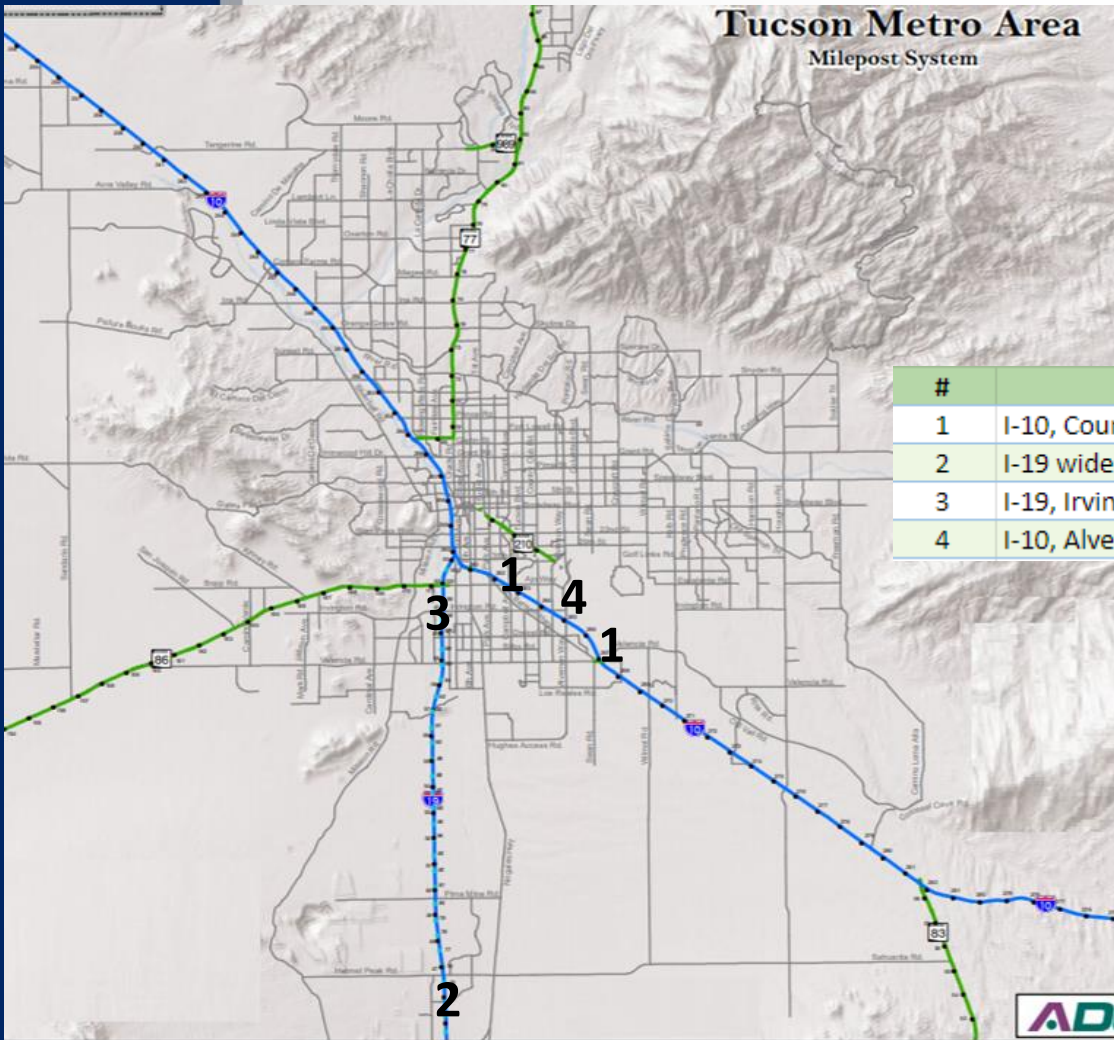
Pima County Regional Transportation Highway Program

- Five year total \$849 M
- 13% allocated to PAG for ADOT routes
- Current TIP runs only through 2026; most funding yet to be programmed in new TIP
- Section also includes additional funding provided by the region

Tucson Metro Area Milepost System

Pima County Regional Transportation Program - Current Projects

#	Location	2025 \$	2026 \$
1	I-10, Country Club and Kino Tis	133,583,000	138,424,000
2	I-19 widening, Valencia Rd to I-10	3,215,000	6,000,000
3	I-19, Irvington TI	32,012,000	
4	I-10, Alvernon Way to Valencia Rd		19,600,000



I-10 Widening, Country Club and Kino Rd TIs

- Widening from MP 262 - 265
 - four lanes at Kino
 - three lanes between Kino and Alvernon
- Reconstructing Kino TI
- Adding new TI at Country Club
- Construction funded over three years (2025-2028) and will take four years to complete





Airport Capital Improvement Program

- Five year total \$213 M
- Projects were identified in conjunction with FAA

**Airport Capital
Improvement Program**

Airport Capital Improvement Program

2025 - 2029 Summary of Airport Development Program Funds

Subprogram	\$ US				
	FY 2025	FY 2026	FY 2027	FY 2028	FY 2029
FAA Match Set Aside (FSL)	8,000,000	8,000,000	8,000,000	5,000,000	5,000,000
State-Funded Development Grants (SL)	10,000,000	10,000,000	10,000,000	10,000,000	10,000,000
Airport Pavement Maintenance System (APMS)	5,000,000	5,000,000	5,000,000	5,000,000	5,000,000
Grand Canyon National Park Airport (GCN)	33,097,775	20,290,725	10,922,690	10,922,690	23,863,046
ADOT Airport Development Group Projects (Aero)	1,100,000	1,050,000	1,050,000	1,050,000	1,050,000
Total	57,197,775	44,340,725	34,972,690	31,972,690	44,913,046

Questions

Requested Action

Approval of the 2025-29 Five Year Transportation Construction Facilities Program, contingent upon approval by MAG Regional Council on certain projects identified in the Maricopa County section of the Program.