

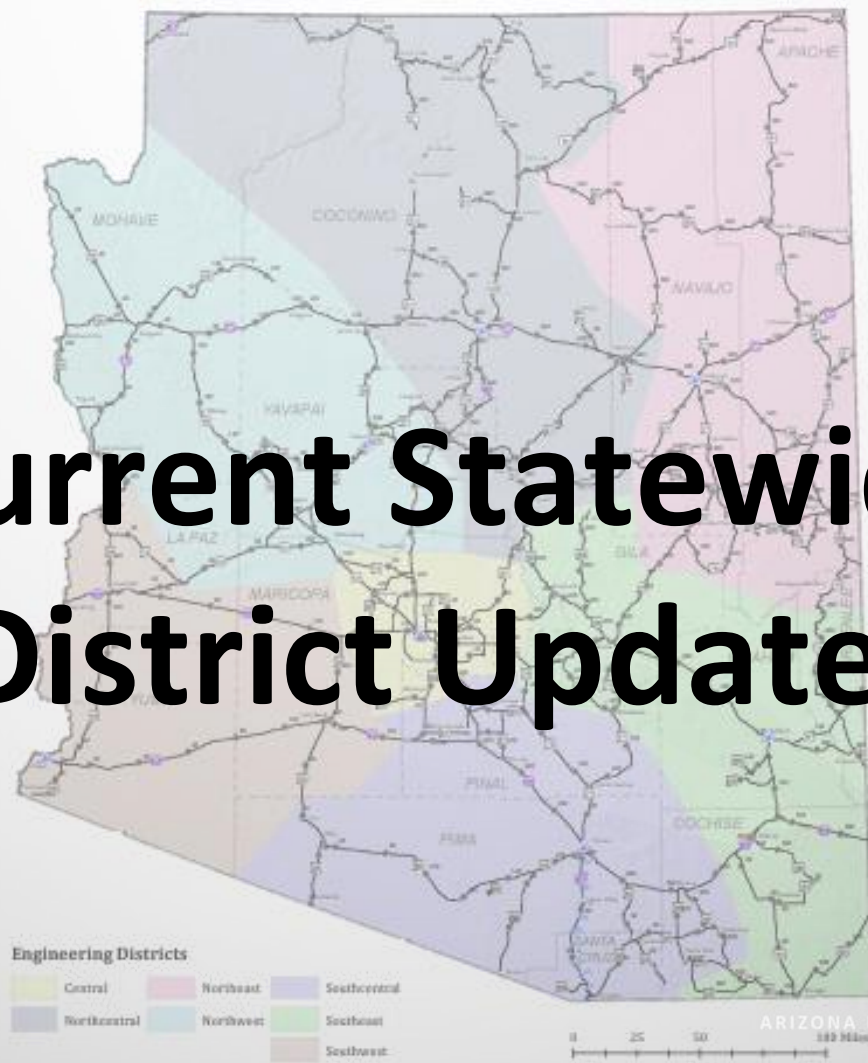
Item 9 – State Engineer’s Report

July 19, 2024

Summary of Active and Finalized Projects

- **98 projects under construction** **\$2.2 B**
- **28 projects finalized in June** **\$59.4 M**
- **Fiscal Year to date:** **91 projects finalized**

Current Statewide District Updates



South Central District Current

ADOT

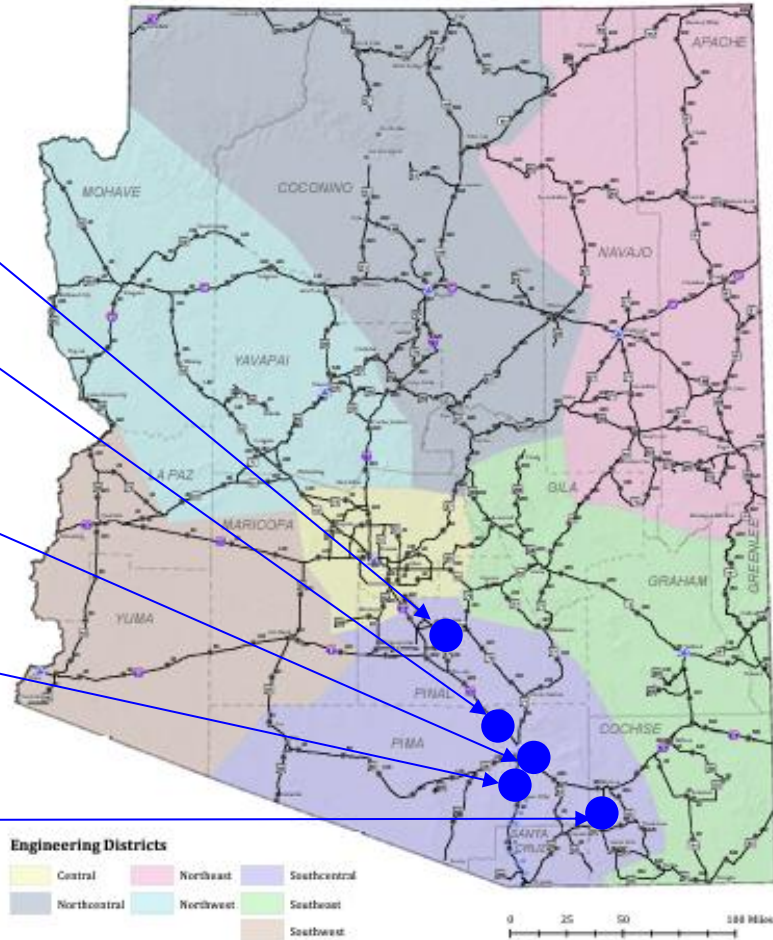
SR87 and Skousen
Traffic Signal

I-10 Widening:
Ina to Ruthrauff,
MP 248.03-MP 251.85

Country Club to Kino (Design
Build Procurement), I-10, MP
262-MP 264.5

Irvington TI (Design),
I-19, MP 60.83

Border Patrol Station to
Moson Rd., SR 90, MP
304.4-MP 325.9

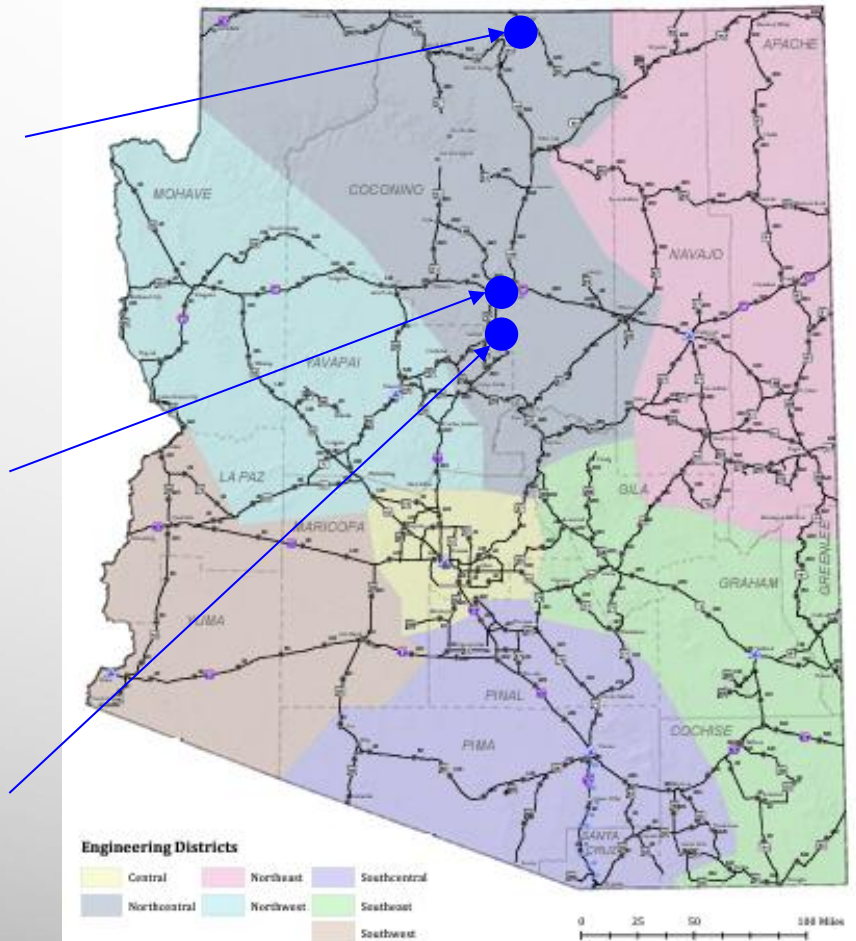


North Central District Current Projects

US89 & N Lake
Powell Blvd
Roundabout, US89,
MP 548

Pavement
Preservation, B-40
Alvan Clark Way to
Fanning Drive, MP
193 to MP 199

JW Powell Blvd TIUP
Bridge Replacement,
I-17, MP 337.5



Southwest District's Current Projects

ADOT

US 60, Vicksburg-Junct.

SR 72

Pavement Preservation

**I-10, Scaddan Wash -
Plomosa (MP 24-30)**

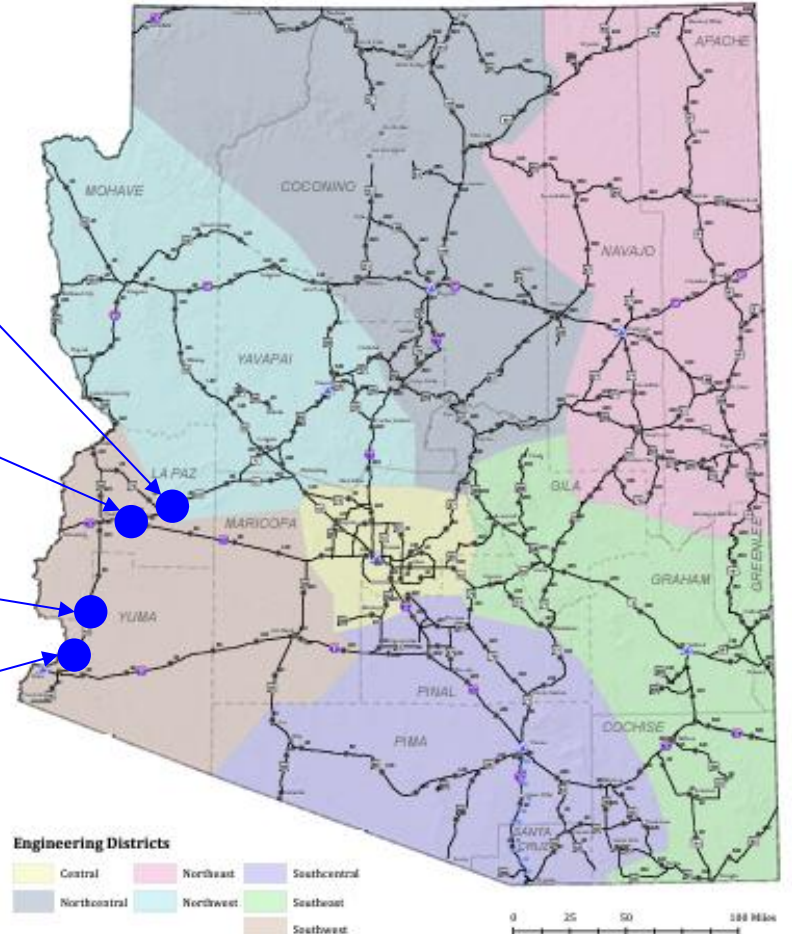
Pavement Preservation

HWY 95, MP 47-54

Life Extension

HWY 95, MP 34-37

**Road Widening &
Bridge**



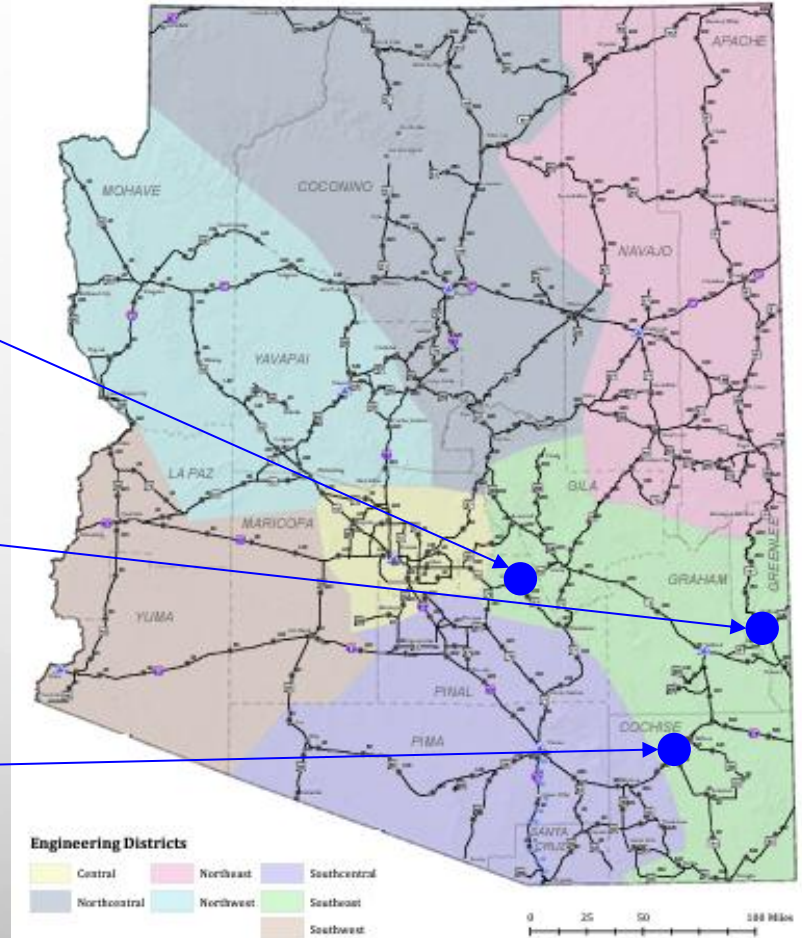
Southeast District Current Projects



Waterfall Canyon Bridge
(Bridge Replacement)
US60 MP 229.5
1% Complete

US191 at SR75 & SR78
(Construct New Roundabout)
US191, MP 154
2% Complete

US191 TI Permanent Bridge Repair
(Bridge Rehabilitation - ER)
I-10 MP 331 to 332
80% Complete



Northwest District Current Projects



Needle Mountain TI - Lake Havasu TI

I-40, MP 2 - MP 8

3% Complete, 7% Time Spent

West Kingman TI

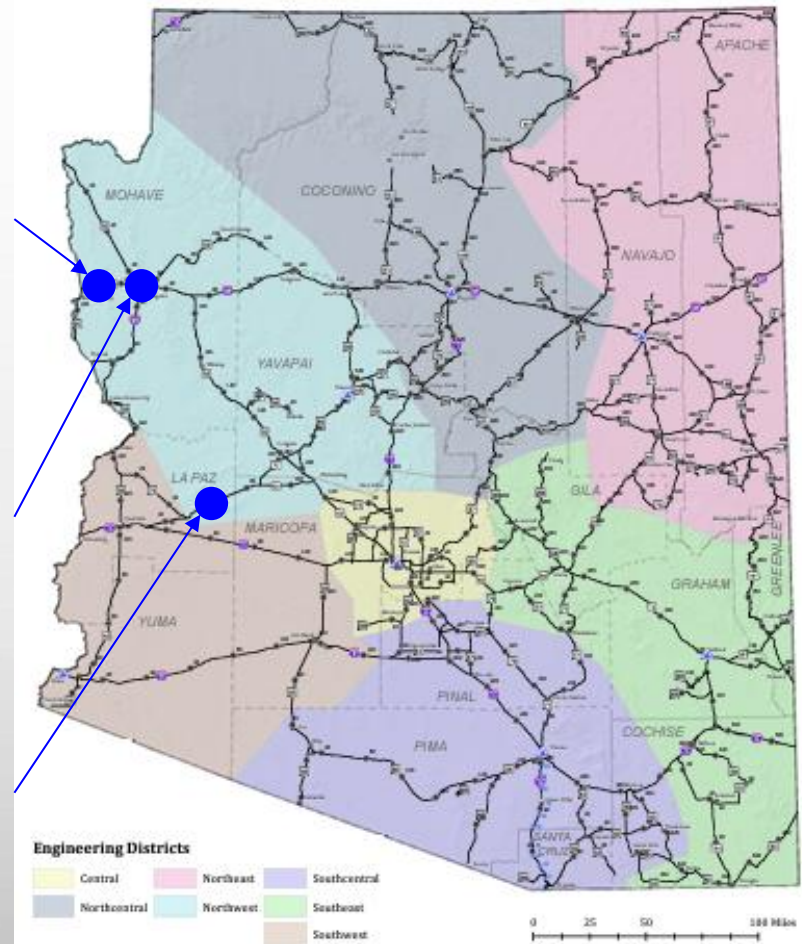
I-40 & US93, MP 48.9

3% Complete, 5% Time Spent

Centennial Wash Bridge

US60, MP 61.5 - MP 62.5

6% Complete, 6% Time Spent



Northeast District Current Projects

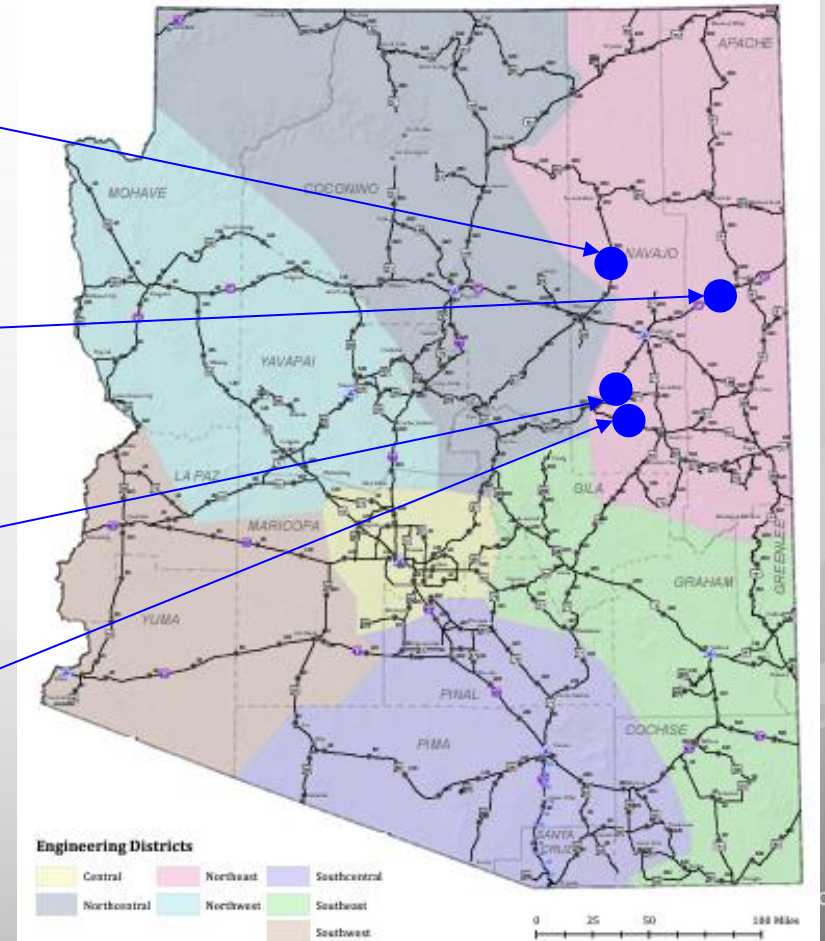
ADOT

Coyote Wash Bridge
SR 87 MP 375

Pinta to McCarrel
I 40 MP 318 - MP 330
Dead River Bridge Eastbound
I40 MP 316

Jct. SR 277 to Forest Boundary
SR 377 MP 0 - MP 6

Overgaard to Camperland
SR 260 MP 310 - MP 317



Central District Current Projects

I-17 Happy Valley to SR74
Mill and Diamond Grind
44% Complete 16% Time Spent

SR101 Princess to Shea
Loop 101 Expansion in Scottsdale
26% Complete 23% Time Spent

SR101 I-17 to 75th Ave
Loop 101 Expansion in Phoenix/Glendale
0% Complete 0% Time Spent

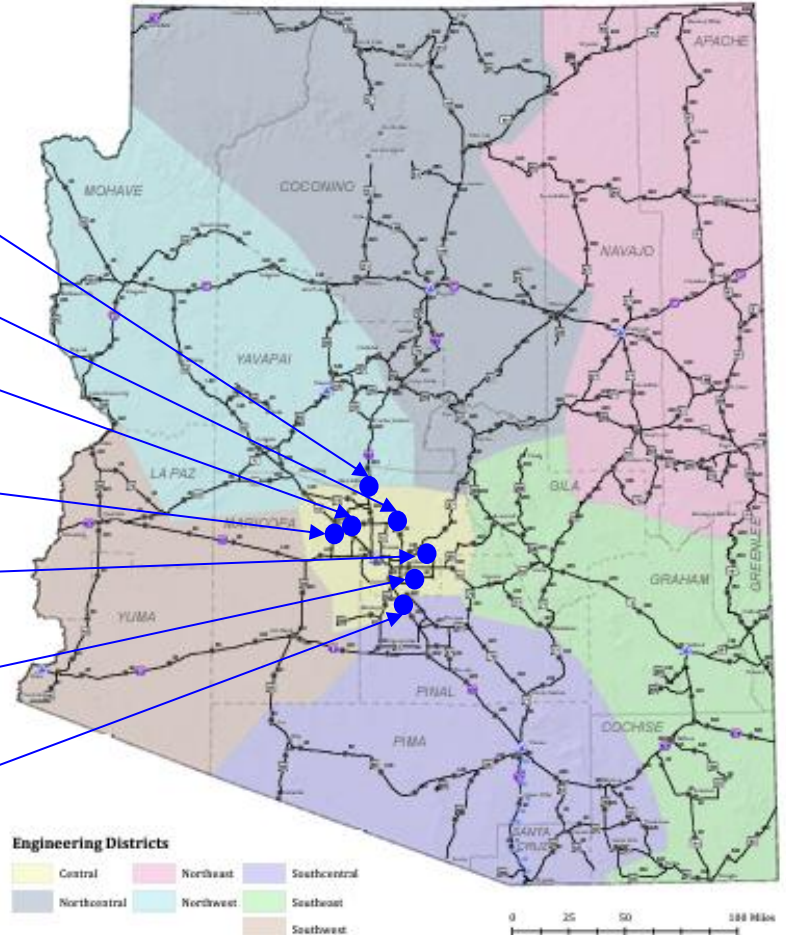
SR303 and US60
Interim Interchange Improvements
0% Complete 0% Time Spent

US 60X Sossaman to Meridian
Old US60 Highway
20% Complete 20% Time Spent

SR202 Val Vista to SR101L
Loop 202 Expansion in Chandler/Gilbert
0% Complete 0% Time Spent

I-10 Gila River Bridge
Bridge Replacement
15% Complete 7% Time Spent

ADOT



Item 10 – New Construction Contracts

ADOT

Item	Highway	Low bid	State Estimate	Difference	Percent
10a	US 191	\$583,777.00	\$1,031,945.00	(\$448,168.00)	-43.4%
10b	SR 202	\$537,640.00	\$800,380.00	(\$262,740.00)	-32.8%
10c	Local	\$1,699,500.00	\$2,130,948.60	(\$431,448.60)	-20.2%
10d	SR 88	\$1,947,155.10	\$1,898,000.00	\$49,155.10	2.6%
3e	SR 101	\$139,565,000.00	\$147,430,527.00	(\$7,865,527.00)	-5.3%
TOTAL THIS MONTH		\$144,333,072.10	\$153,291,800.60	(\$8,958,728.50)	-5.8%
TOTAL FY TO DATE		\$1,010,360,350.73	\$1,089,125,494.61	(\$78,765,143.88)	-7.2%

Monthly Totals for Construction Contracts



Month	No. of Bids	Awards	Low bid	State Estimate	Difference	Percent
Jul-23	7	5	\$19,011,444.40	\$18,393,750.32	\$617,694.08	3.4%
Aug-23	10	8	\$15,076,259.00	\$16,327,669.15	(\$1,251,410.15)	-7.7%
Sep-23	6	5	\$21,729,234.61	\$27,909,439.00	(\$6,180,204.39)	-22.1%
Oct-23	8	6	\$182,623,916.73	\$200,304,332.20	(\$17,680,415.47)	-8.8%
Nov-23	4	4	\$76,384,614.80	\$79,739,806.55	(\$3,355,191.75)	-4.2%
Dec-23	7	7	\$71,621,225.17	\$85,862,952.00	(\$14,241,726.83)	-16.6%
Jan-24	6	5	\$39,038,839.50	\$43,379,338.19	(\$4,340,498.69)	-10.0%
Feb-24	7	6	\$153,699,735.61	\$162,316,494.50	(\$8,616,758.89)	-5.3%
Mar-24	10	9	\$37,454,136.92	\$39,417,472.52	(\$1,963,335.60)	-5.0%
Apr-24	11	11	\$243,182,636.94	\$256,015,414.53	(\$12,832,777.59)	-5.0%
May-24	2	2	\$6,205,234.95	\$6,167,025.05	\$38,209.90	0.6%
Jun-24	5	5	\$144,333,072.10	\$153,291,800.60	(\$8,958,728.50)	-5.8%
Fiscal YTD	83	73	\$1,010,360,350.73	\$1,089,125,494.61	(\$78,765,143.88)	-7.2%

Low Bid	\$583,777
State Estimate	\$1,031,945
Difference	-\$448,168
% Difference	-43.4%

Recommendation: Award

Reasons for Difference:

- Asphaltic Concrete
- Pavement Marking
- Mobilization



Low Bid	\$537,640
State Estimate	\$800,380
Difference	-\$262,740
% Difference	-32.8%

Recommendation: Award

Reasons for Difference:

- Luminaires
- Production rates

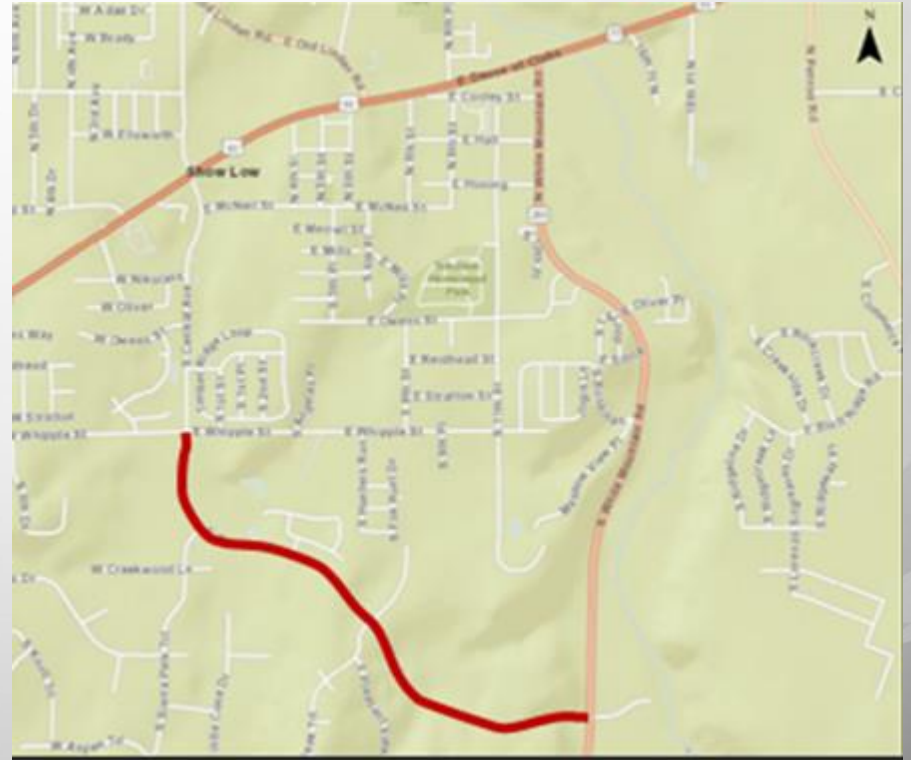


Low Bid	\$1,699,500
State Estimate	\$2,130,949
Difference	-\$431,449
% Difference	-20.2%

Recommendation: Award

Reasons for Difference:

- Asphaltic Concrete
- Milling



SR 88: FISH CREEK VISTA - FISH CREEK BRIDGE

ADOT

Low Bid	\$1,947,155
State Estimate	\$1,898,000
Difference	\$49,155
% Difference	2.6%

Recommendation: Award

Reasons for Difference:

- Mobilization





Low Bid	\$139,565,000
State Estimate	\$147,430,527
Difference	-\$7,865,527
% Difference	-5.3%

Recommendation: Award

Reasons for Difference:

- PCCP
- Concrete Barrier
- Walls

