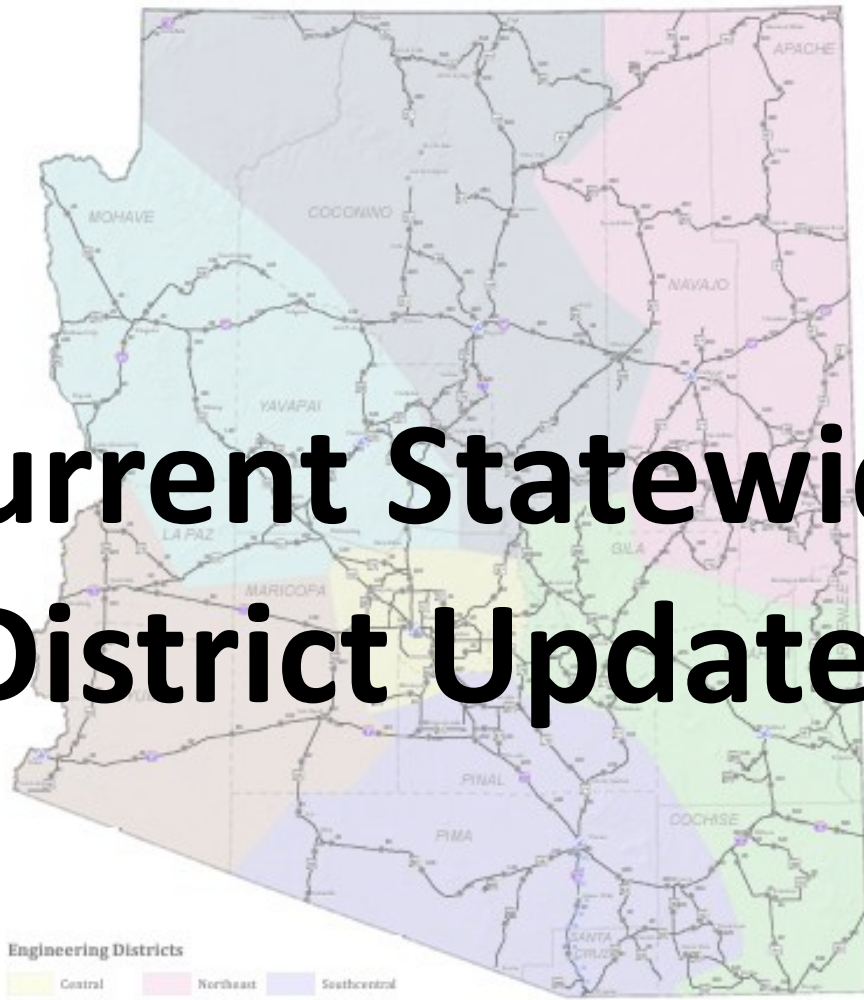



Current Statewide District Updates

Engineering Districts



South Central District Current



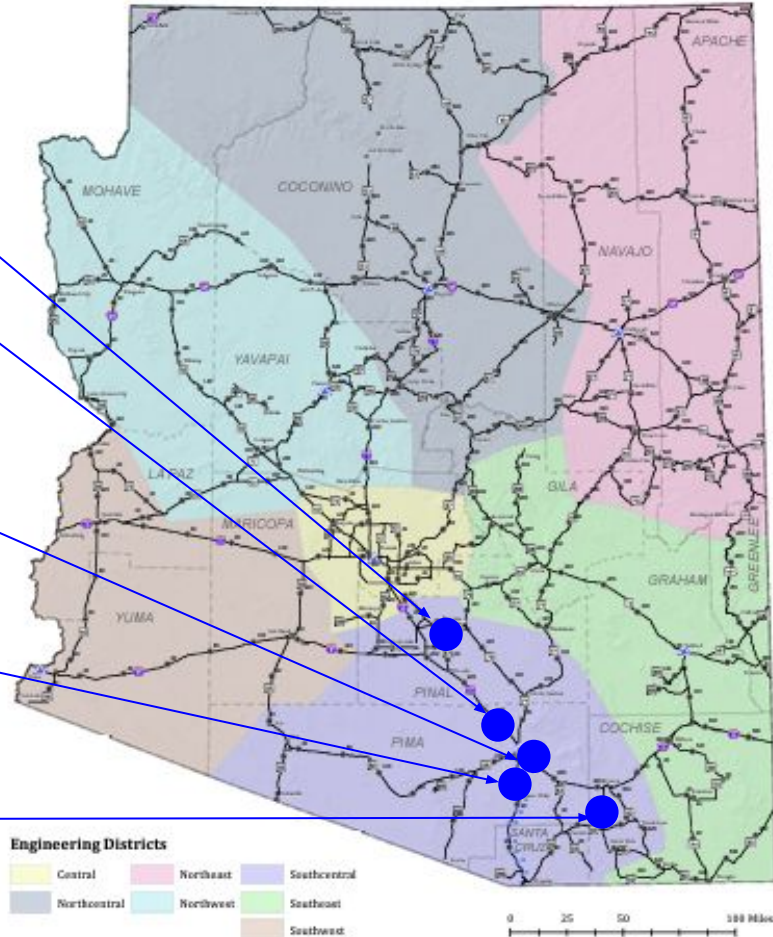
SR87 and Skousen
Traffic Signal

I-10 Widening:
Ina to Ruthrauff,
MP 248.03-MP 251.85

Country Club to Kino (Design
Build Procurement), I-10, MP
262-MP 264.5

Irvington TI (Design),
I-19, MP 60.83

Border Patrol Station to
Moson Rd., SR 90, MP
304.4-MP 325.9



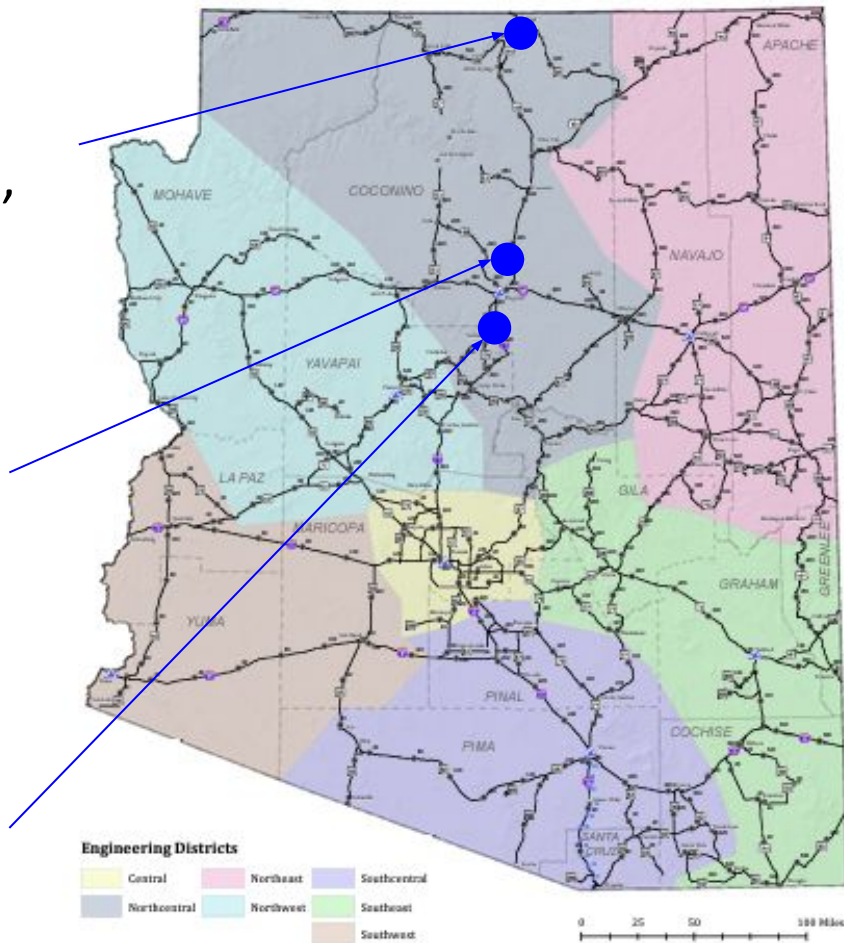
North Central District Current Projects



US89 & N Lake
Powell Blvd
Roundabout, US89,
MP 548

Drainage and Erosion
Improvements, US89
North of Flagstaff,
MP 423 to MP 432

Willard Springs
Wildlife Overpass,
I-17, MP 322.765 to
MP 331.13



Southwest District's Current Projects

I-10 Scaddan Wash- Plomosa Pav. Pres.

SR 95, Tyson St.-N. Of Quartzsite Pav. Pres.

I-10 Dome Rock Rd-Scaddan Wash Pav. Pres.

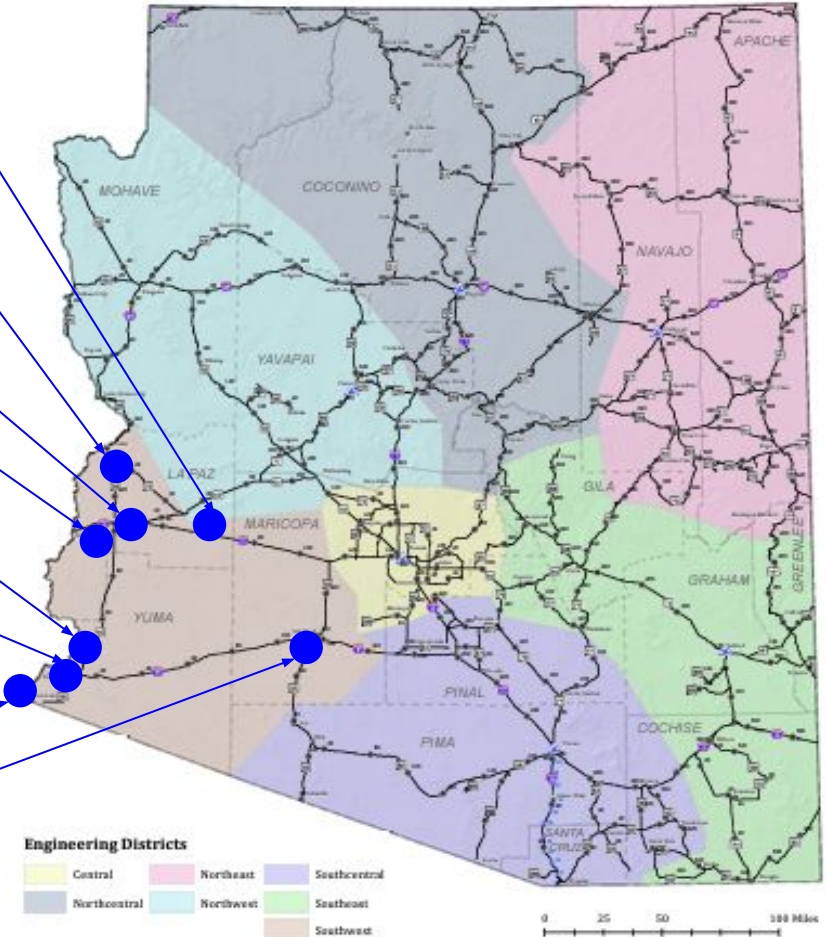
I-10 Truck Parking Availability System

US 95, Aberdeen-Castle Dome Mine Rd. Pav. Pres.

US 95, Rifle Range Rd-Wellton Mohawk Canal Bridge Roadway Widening

Statewide Port of Entry Barrier Protection

SR 85, I-8-MP 3.34 Drainage Improvement

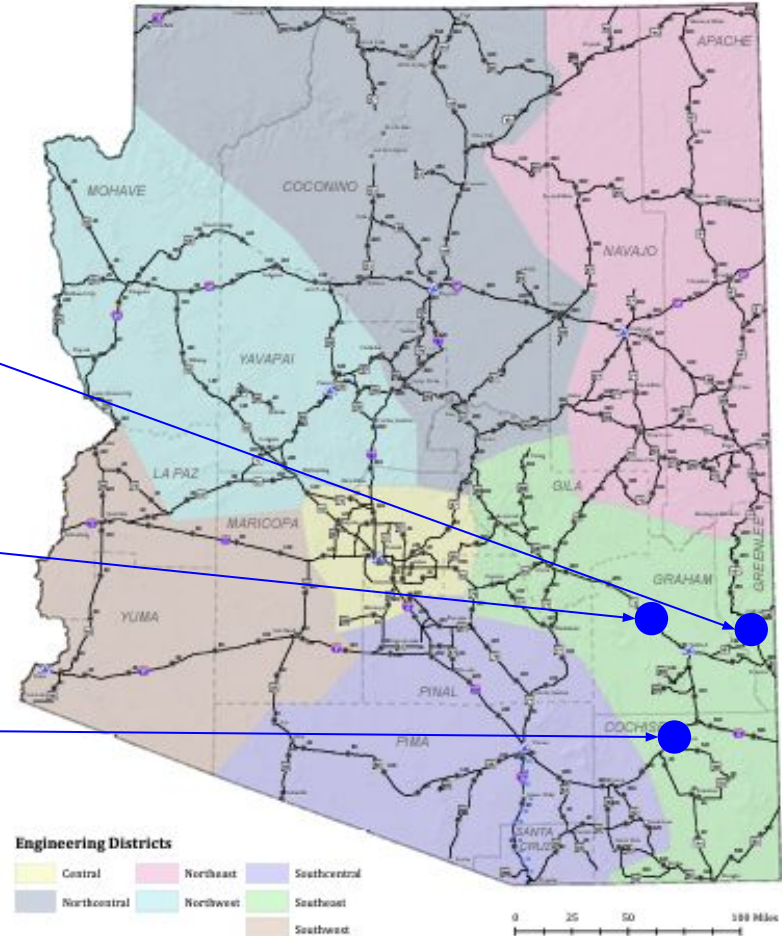


Southeast District Current Projects

**US 191 at SR 75 and SR 78
US 191, MP 154
Construct Roundabout**

**County Rd 220 - Yellowjacket Rd (Design)
US 70, MP 288.1 to MP 289.3
Construct WB Passing Lane**

**East Willcox TI UP
I-10, MP 344.5
Bridge Rehabilitation**



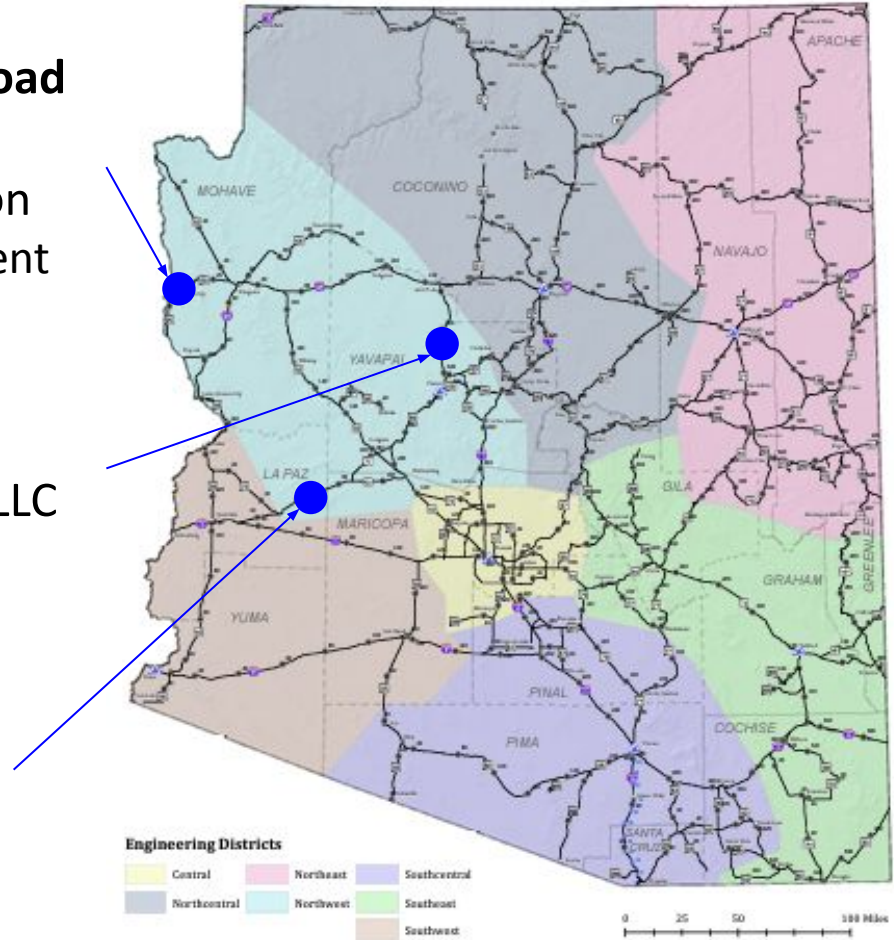
Northwest District Current Projects



CA Border to Needle Mt. Road
I-40, MP 0 - MP 2.4
Contractor: FNF Construction
17% Complete, 11% Time Spent

W Road 5 North - Paulden
SR89, MP 331 - MP 335
Contractor: HAWK Contracting, LLC
3% Complete, 5% Time Spent

Centennial Wash Bridge
US 60, MP 61.5 - 62.5
Contractor: FNF Construction
61% Complete, 37% Time Spent

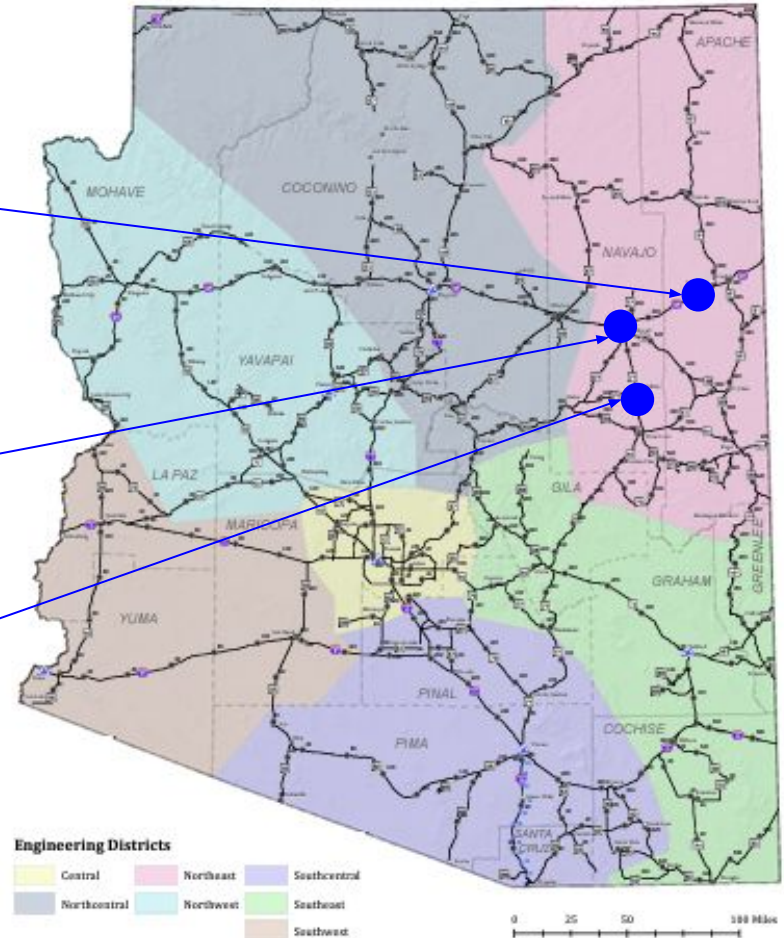


Northeast District Current Projects

Pinta to McCarrel
I 40 MP 318 - MP 330
Dead River Bridge Eastbound
I40 MP 316

Crestview to Joy Nevin
B 40 MP 286.6 - MP 287.6

Taylor to Rodeo Road
SR 77 MP 358.8 - 359.4



Central District Current Projects



I-17 Happy Valley to SR74
Mill and Diamond Grind
99% Complete 65% Time Spent

SR101 Princess to Shea
Loop 101 Expansion in Scottsdale
51% Complete 45% Time Spent

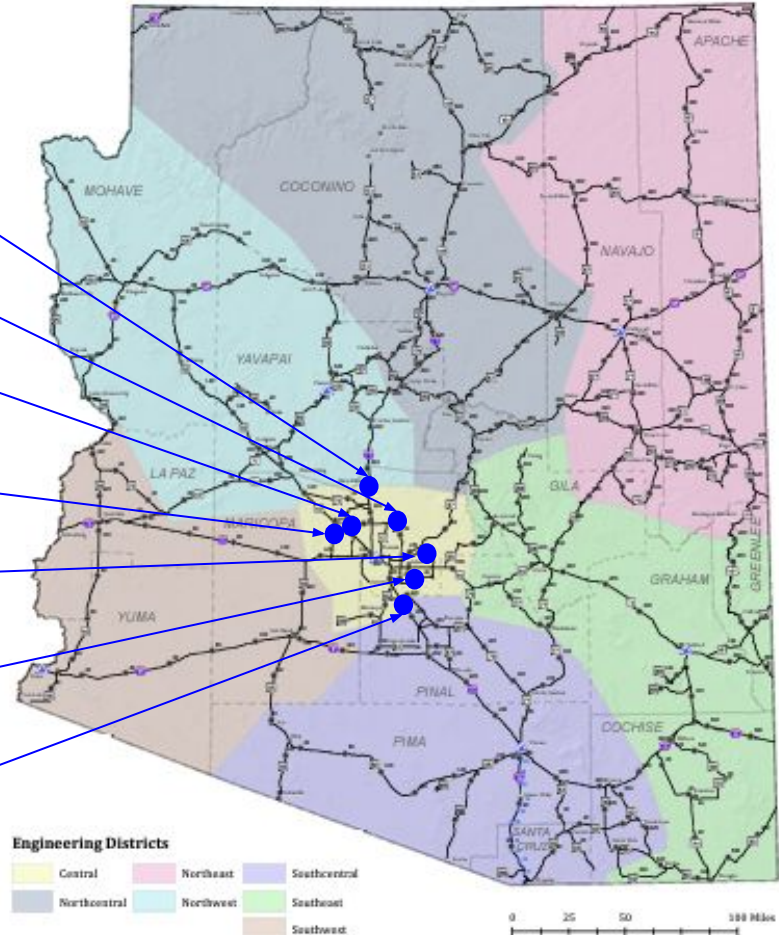
SR101 I-17 to 75th Ave
Loop 101 Expansion in Phoenix/Glendale
10% Complete 9% Time Spent

SR303 and US60
Interim Interchange Improvements
74% Complete 88% Time Spent

US 60X Sossaman to Meridian
Old US60 Highway
37% Complete 41% Time Spent

SR202 Val Vista to SR101L
Loop 202 Expansion in Chandler/Gilbert
16% Complete 14% Time Spent

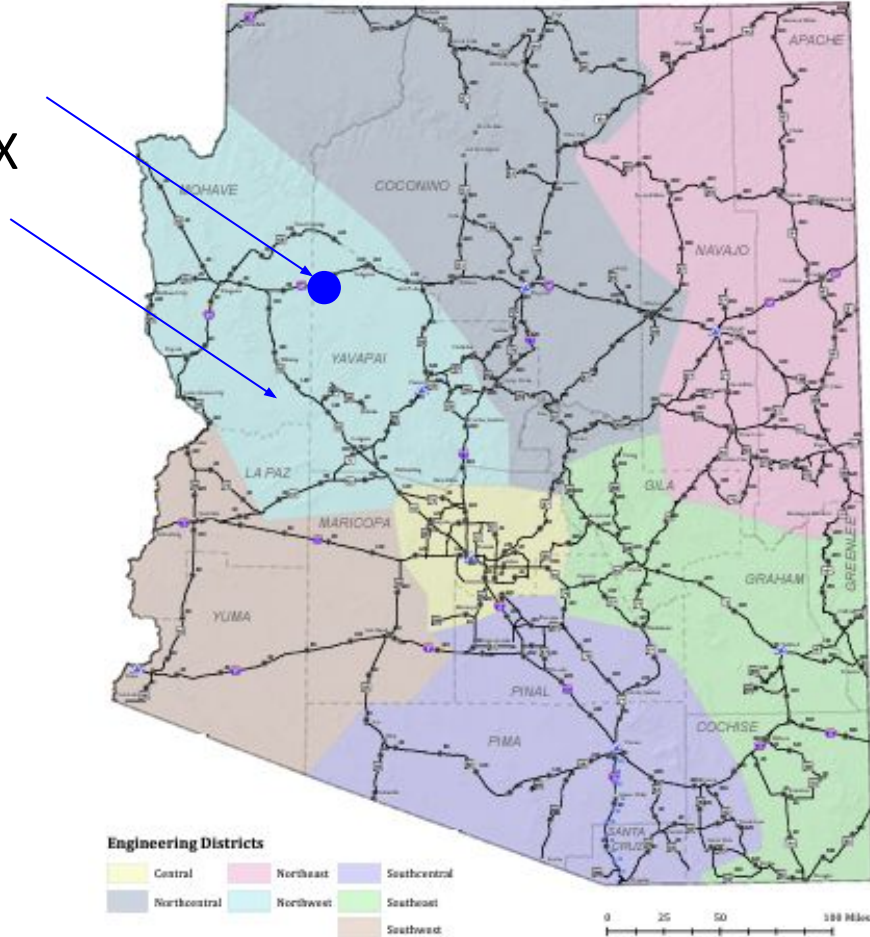
I-10 Gila River Bridge
Bridge Replacement
31% Complete 24% Time Spent



Central District Current Projects

ARIZONA
— DEPARTMENT OF —
TRANSPORTATION

Project Name,
Route, MP XX-MP XX



PROPOSED PLAN FOR TRANSFER OF NACO HWY



Item 9 – New Construction Contracts

Item	Highway	Low bid	State Estimate	Difference	Percent
9a	I-10	\$4,675,137.74	\$3,619,437.30	\$1,055,700.44	29.2%
9b	I-19	\$5,848,154.75	\$4,755,453.60	\$1,092,701.15	23.0%
9c	I-40	\$4,260,000.00	\$5,097,078.00	(\$837,078.00)	-16.4%
3c	US 60	\$1,024,827	\$1,034,917	(\$10,089.90)	-1.0%
3d	US 93	\$4,179,600	\$4,010,938	\$168,662.05	4.2%
TOTAL THIS MONTH		\$19,987,719.89	\$18,517,824.15	\$1,469,895.74	7.9%
TOTAL FY TO DATE		\$739,172,336.25	\$639,675,010.60	\$99,497,325.65	15.6%

Monthly Totals for Construction Contracts

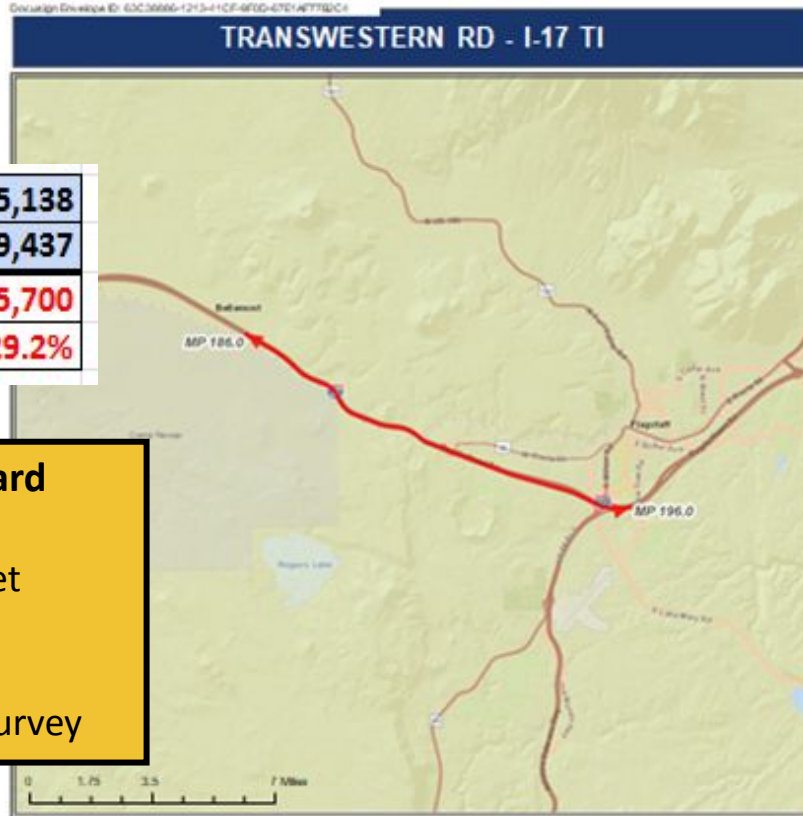
Month	No. of Bids	Awards	Low bid	State Estimate	Difference	Percent
Jul-24	13	11	\$470,592,427.92	\$354,288,928.30	\$116,303,499.62	32.8%
Aug-24	15	15	\$145,345,706.78	\$141,346,079.15	\$3,999,627.63	2.8%
Sep-24	4	3	\$11,859,517.78	\$12,791,450.10	(\$931,932.32)	-7.3%
Oct-24	11	10	\$91,386,963.88	\$112,730,728.90	(\$21,343,765.02)	-18.9%
Nov-24	5	5	\$19,987,719.89	\$18,517,824.15	\$1,469,895.74	7.9%
Dec-24						
Jan-25						
Feb-25						
Mar-25						
Apr-25						
May-25						
Jun-25						
Fiscal YTD	48	44	\$739,172,336.25	\$639,675,010.60	\$99,497,325.65	15.6%

Low Bid	\$4,675,138
State Estimate	\$3,619,437
Difference	\$1,055,700
% Difference	29.2%

Recommendation: Award

Reasons for Difference:

- Load Center Cabinet
- Transformers
- Fiber Optics
- Mobilization and Survey



Low Bid	\$5,848,155
State Estimate	\$4,755,454
Difference	\$1,092,701
% Difference	23.0%

Recommendation: Award

Reasons for Difference:

- Aggregate Base
- Curb & Gutter
- Only one Concrete Subcontractor available.

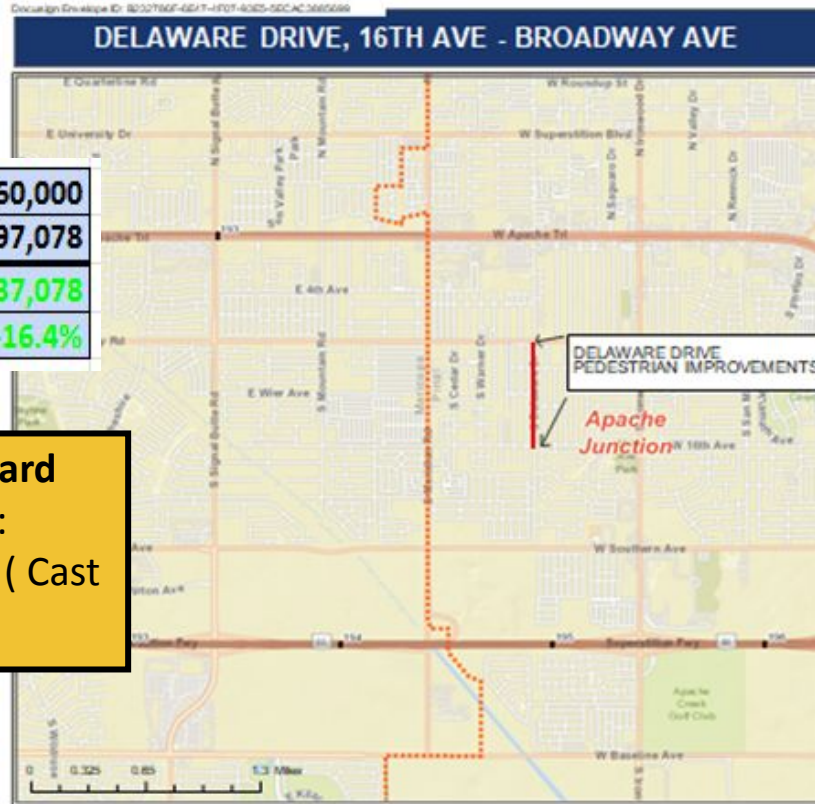


Low Bid	\$4,260,000
State Estimate	\$5,097,078
Difference	-\$837,078
% Difference	-16.4%

Recommendation: Award

Reasons for Difference:

- Storm Drain Pipe (Cast -in- Place)



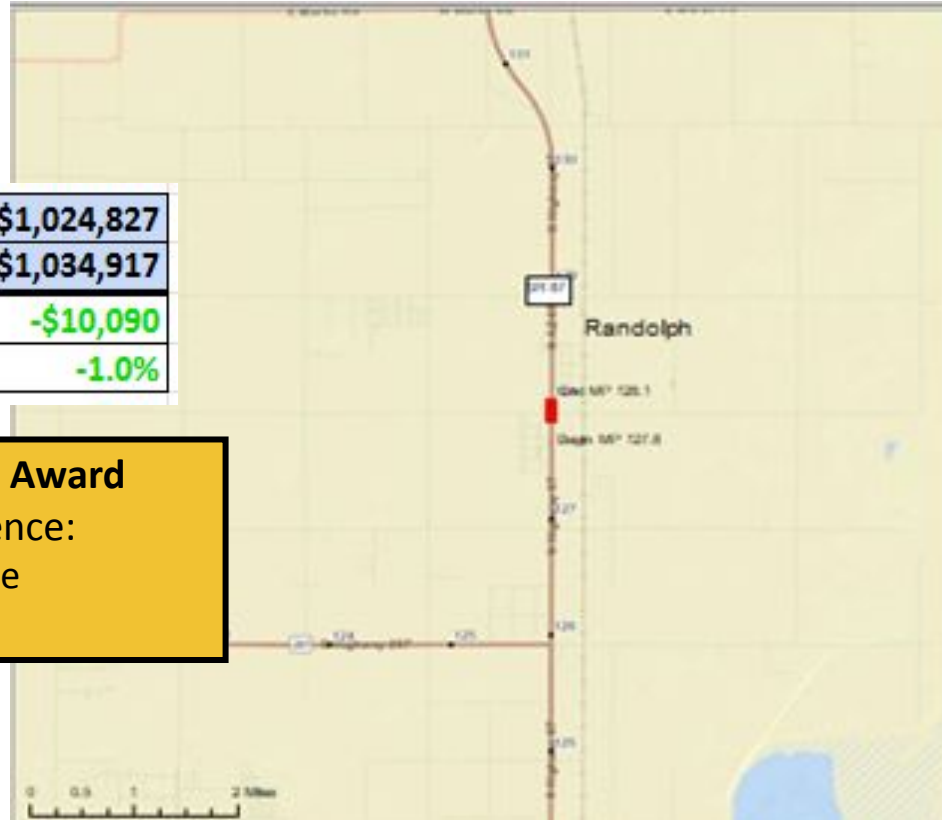


Low Bid	\$1,024,827
State Estimate	\$1,034,917
Difference	-\$10,090
% Difference	-1.0%

Recommendation: Award

Reasons for Difference:

- Aggregate Base
- Asphalt



Low Bid	\$4,179,600
State Estimate	\$4,010,938
Difference	\$168,662
% Difference	4.2%

Recommendation: Award

Reasons for Difference:

- Roadway Excavation
- Concrete Catch Basin

Design Envelope ID: A:098085469F044M06034F08D94ACC09
**FOURTH STREET / CEDAR AVENUE / LOCKETT ROAD
ROUNDABOUT**

