

Item 9 – State Engineer’s Report

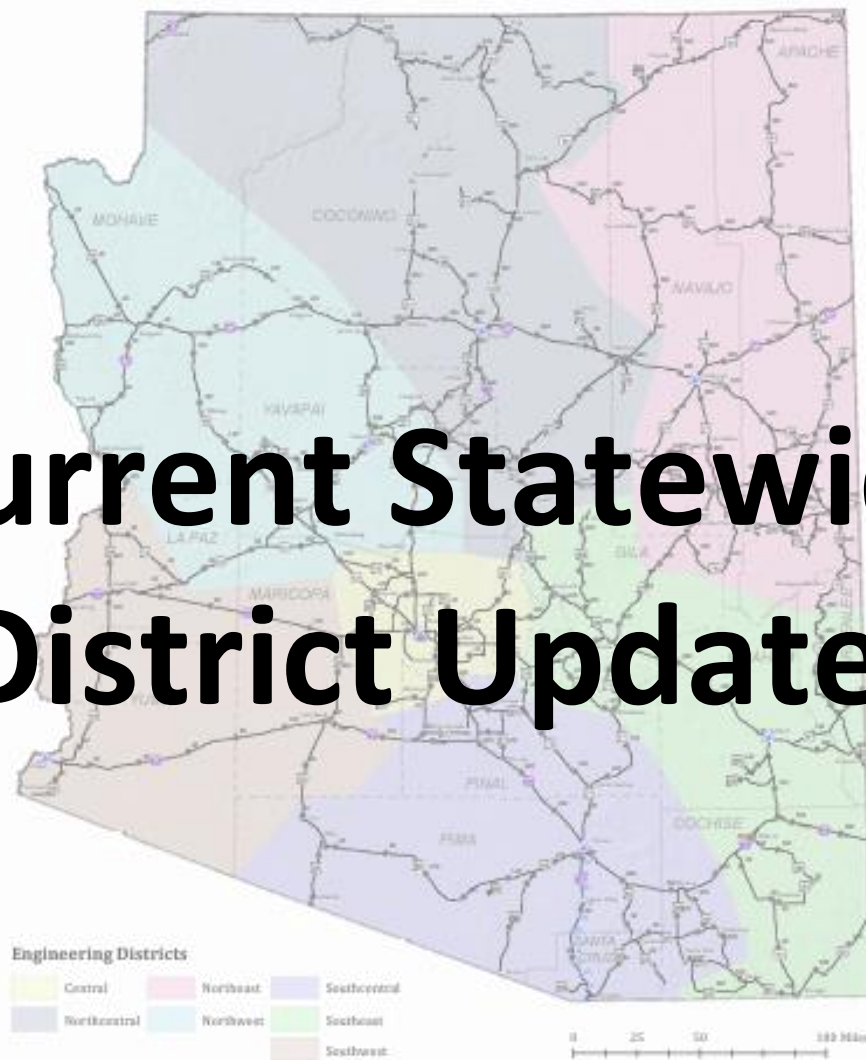
January 17, 2025

Summary of Active and Finalized Projects

- **94 projects under construction** **\$2.9 B**
- **2 projects finalized in December** **\$8.4 M**
- **Fiscal Year to date: 47 projects finalized**



Current Statewide District Updates



South Central District Current



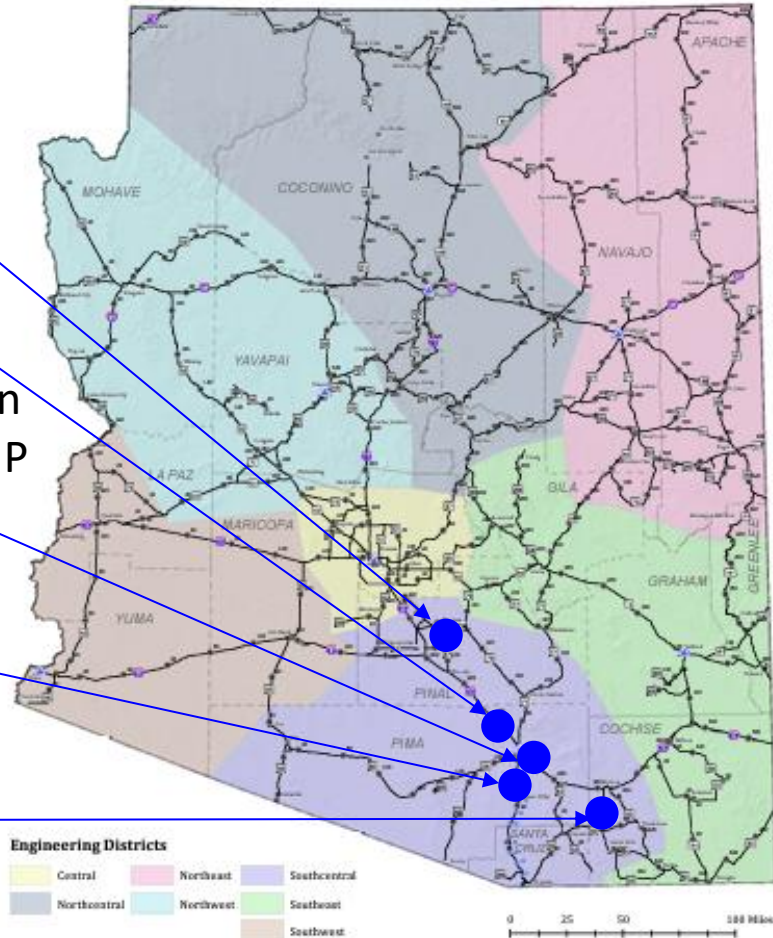
SR87 and Skousen
Traffic Signal

I-10 Widening:
Ina to Ruthrauff,
MP 248.03-MP 251.85

Country Club to Kino (Design
Build Procurement), I-10, MP
262-MP 264.5

Irvington TI (Design),
I-19, MP 60.83

Border Patrol Station to
Moson Rd., SR 90, MP
304.4-MP 325.9



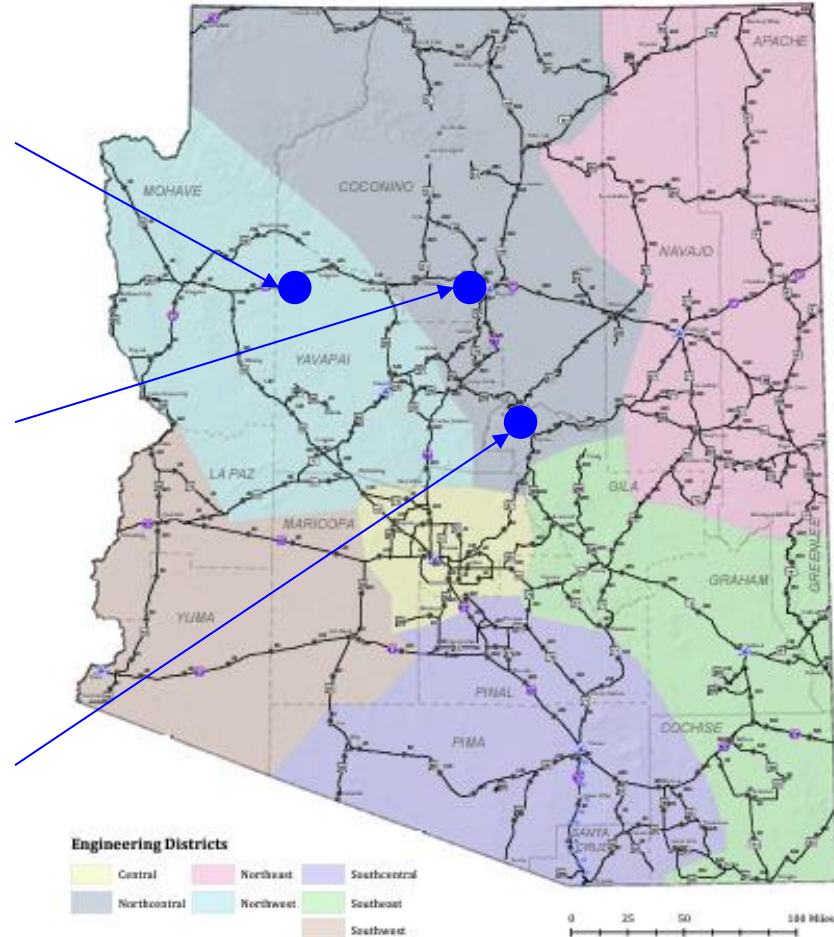
North Central District Current Projects



Broadband, I-40, CA
State Line to I-17/I-
40 TI

Variable Speed Limit
System, I-40,
Transwestern Rd to
I-17/I-40 TI

Pavement
Rehabilitation, SR87,
Indian Rd to Houston
Mesa Rd, MP 250.9
to MP 254.5



Southwest District's Current Projects

I-10, Salome Rd-Tonopah Pav. Pres.

I-10 Scaddan Wash- Plomosa Pav. Pres.

SR 95, Tyson St.-N. Of Quartzsite Pav. Pres.

I-10 Dome Rock Rd-Scaddan Wash Pav. Pres.

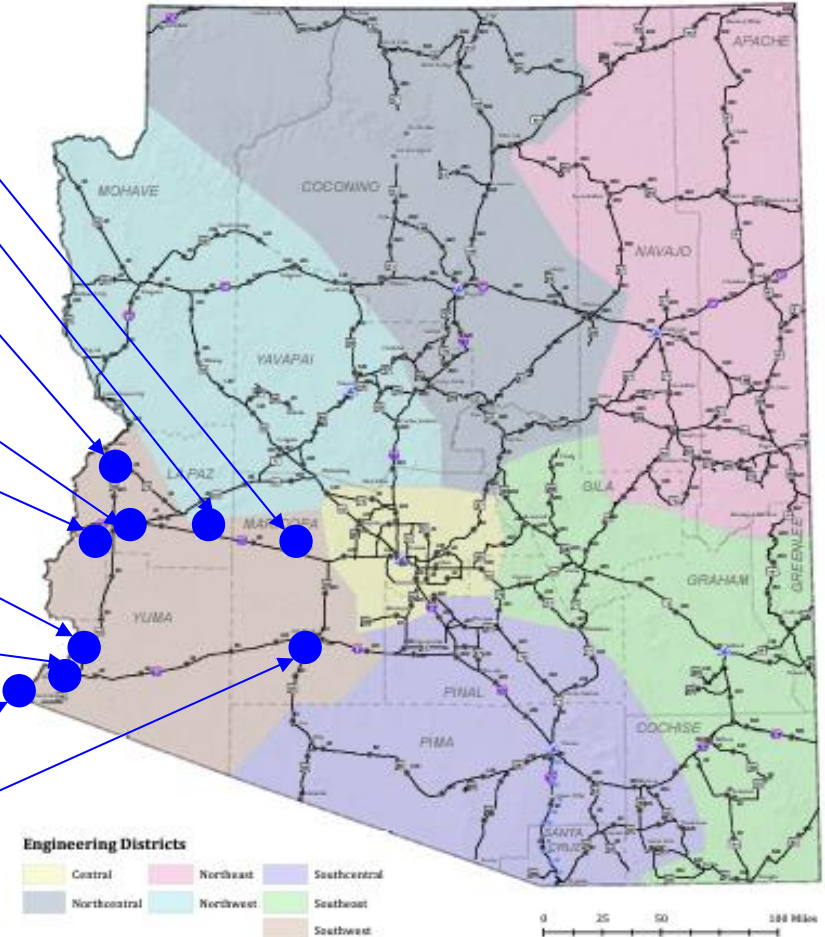
I-10 Truck Parking Availability System

US 95, Aberdeen-Castle Dome Mine Rd. Pav. Pres.

US 95, Rifle Range Rd-Wellton Mohawk Canal Bridge Roadway Widening

Statewide Port of Entry Barrier Protection

SR 85, I-8-MP 3.34 Drainage Improvement

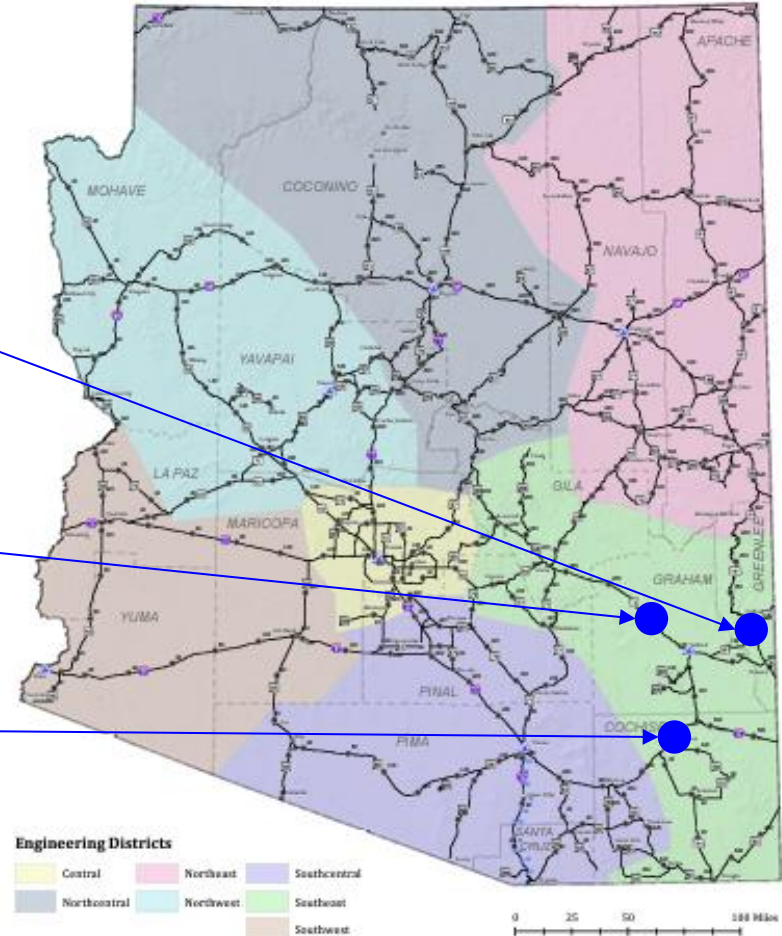


Southeast District Current Projects

**US 191 at SR 75 and SR 78
US 191, MP 154
Construct Roundabout**

**County Rd 220 - Yellowjacket Rd
(Design)
US 70, MP 288.1 to MP 289.3
Construct WB Passing Lane**

**East Willcox TI UP
I-10, MP 344.5
Bridge Rehabilitation**



Northwest District Current Projects



W Kingman TI

I-40/US 93, MP 49 - MP 52

Contractor: Fisher Sand and Gravel

3% Complete, 5% Time Spent

Needle Mtn TI - Lake Havasu TI

I-40, MP 2.4 - MP 8.3

Contractor: FNF Construction

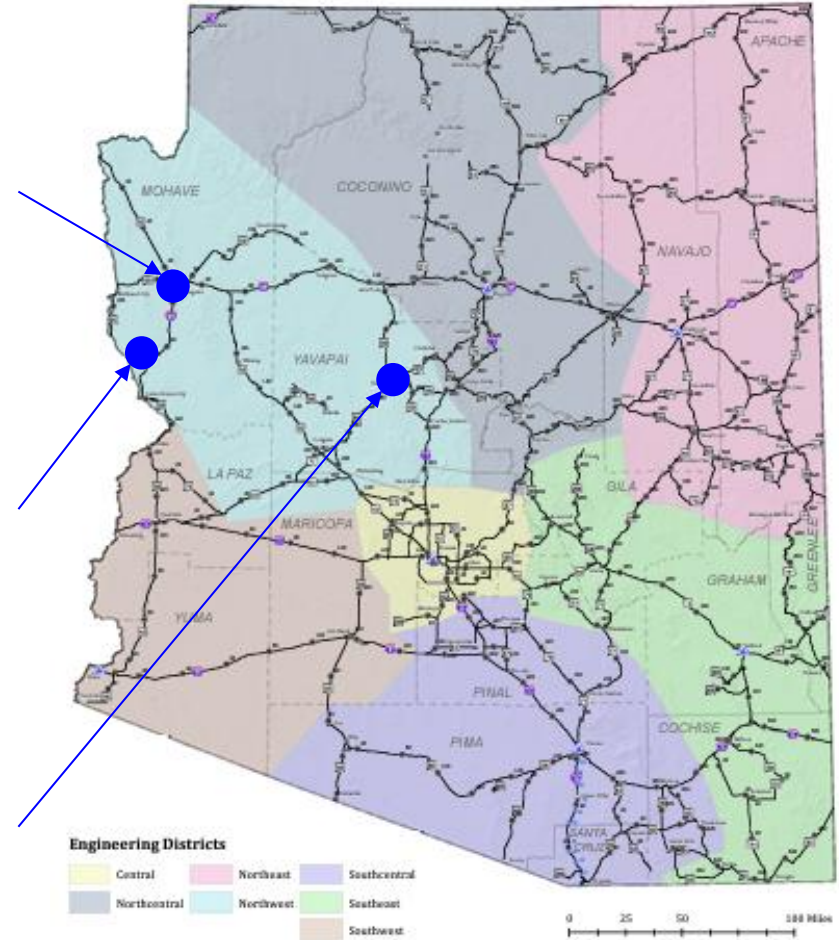
14% Complete, 21% Time Spent

Prescott Lakes Pkwy to Heather Heights

SR 69, MP 293 - 296

Contractor: Fann Contracting

33% Complete, 54% Time Spent

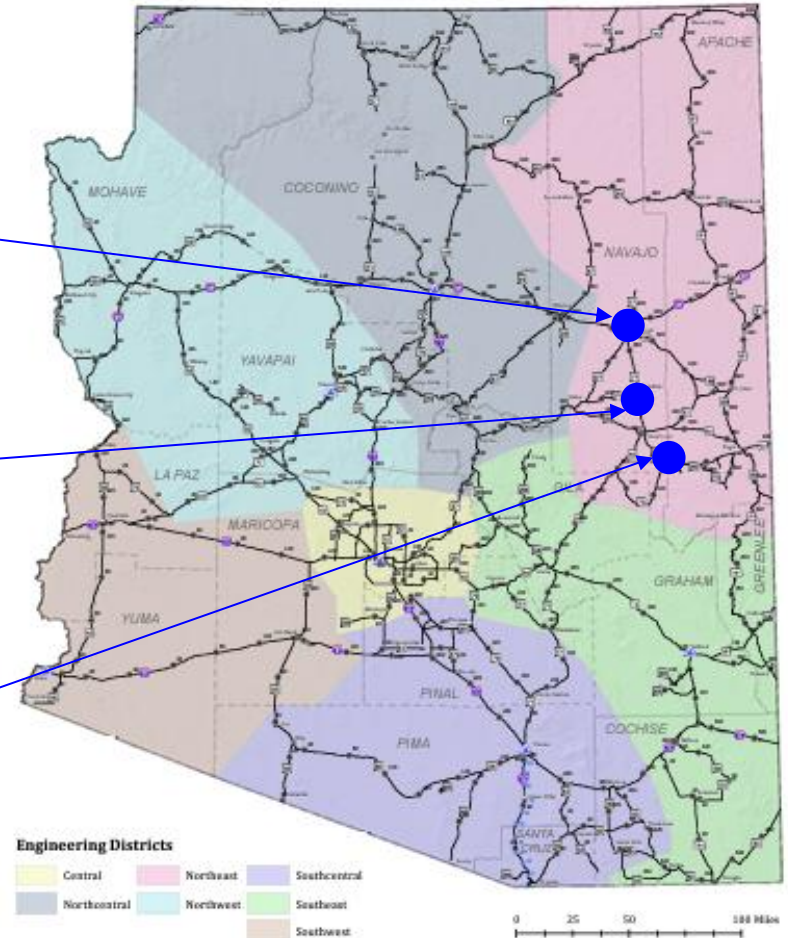


Northeast District Current Projects

8th Ave Bridge
Holbrook
I 40 MP 286 - MP 287

Taylor to Rodeo Road
Snowflake
SR 77 MP 358.8 - 359.4

SR 73 at the SR 260 Junction
Hon Dah
SR 73 MP 357



Central District Current Projects



I-17 Happy Valley to SR74
Mill and Diamond Grind
99% Complete 76% Time Spent

SR101 Princess to Shea
Loop 101 Expansion in Scottsdale
53% Complete 50% Time Spent

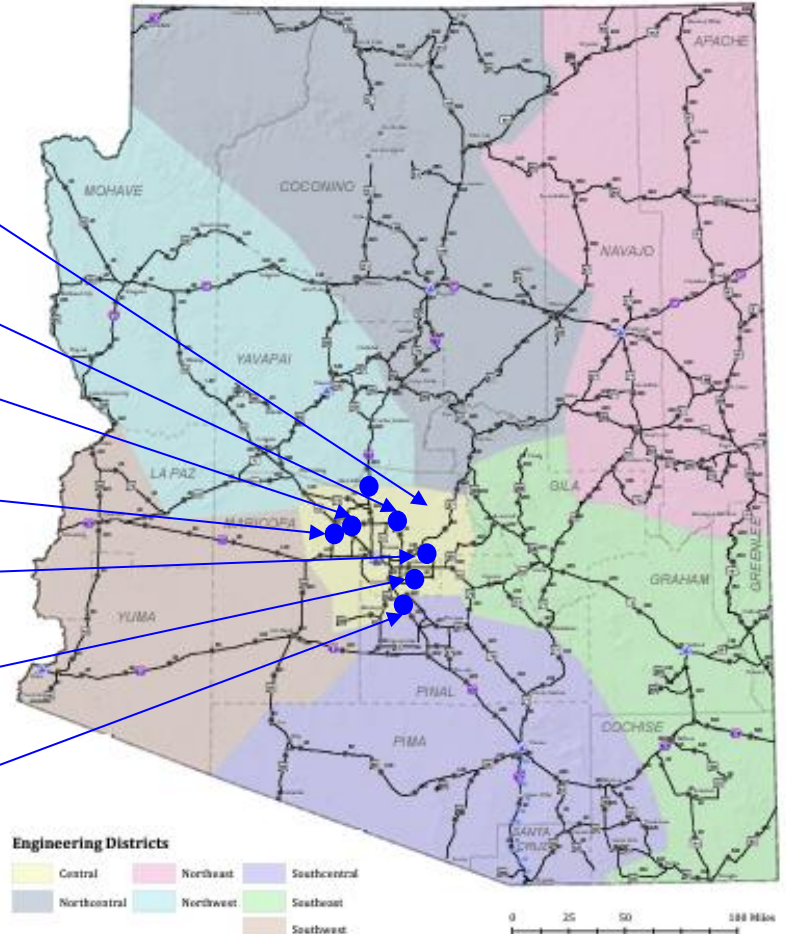
SR101 I-17 to 75th Ave
Loop 101 Expansion in Phoenix/Glendale
11% Complete 12% Time Spent

SR303 and US60
Interim Interchange Improvements
74% Complete 88% Time Spent

US 60X Sossaman to Meridian
Old US60 Highway
41% Complete 45% Time Spent

SR202 Val Vista to SR101L
Loop 202 Expansion in Chandler/Gilbert
17% Complete 18% Time Spent

I-10 Gila River Bridge
Bridge Replacement
31% Complete 28% Time Spent



Item 9 – New Construction Contracts

| Item | Highway | Low bid | State Estimate | Difference | Percent |
|-------------------------|---------|-------------------------|-------------------------|------------------------|--------------|
| 4e | US 160 | \$19,771,771 | \$21,630,643 | (\$1,858,871.65) | -8.6% |
| TOTAL THIS MONTH | | \$19,987,719.89 | \$18,517,824.15 | \$1,469,895.74 | 7.9% |
| TOTAL FY TO DATE | | \$758,944,107.25 | \$661,305,653.60 | \$97,638,453.65 | 14.8% |

Monthly Totals for Construction Contracts

| Month | No. of Bids | Awards | Low bid | State Estimate | Difference | Percent |
|------------|-------------|--------|------------------|------------------|-------------------|---------|
| Jul-24 | 13 | 11 | \$470,592,427.92 | \$354,288,928.30 | \$116,303,499.62 | 32.8% |
| Aug-24 | 15 | 15 | \$145,345,706.78 | \$141,346,079.15 | \$3,999,627.63 | 2.8% |
| Sep-24 | 4 | 3 | \$11,859,517.78 | \$12,791,450.10 | (\$931,932.32) | -7.3% |
| Oct-24 | 11 | 10 | \$91,386,963.88 | \$112,730,728.90 | (\$21,343,765.02) | -18.9% |
| Nov-24 | 5 | 5 | \$19,987,719.89 | \$18,517,824.15 | \$1,469,895.74 | 7.9% |
| Dec-24 | 1 | 1 | \$19,771,771.00 | \$21,630,643.00 | (\$1,858,872.00) | -8.6% |
| Jan-25 | | | | | | |
| Feb-25 | | | | | | |
| Mar-25 | | | | | | |
| Apr-25 | | | | | | |
| May-25 | | | | | | |
| Jun-25 | | | | | | |
| Fiscal YTD | 49 | 45 | \$758,944,107.25 | \$661,305,653.60 | \$97,638,453.65 | 14.8% |

| | |
|----------------|--------------|
| Low Bid | \$19,771,771 |
| State Estimate | \$21,630,643 |
| Difference | -\$1,858,872 |
| % Difference | -8.6% |

Recommendation: Award

Reasons for Difference:

- AC Binder

