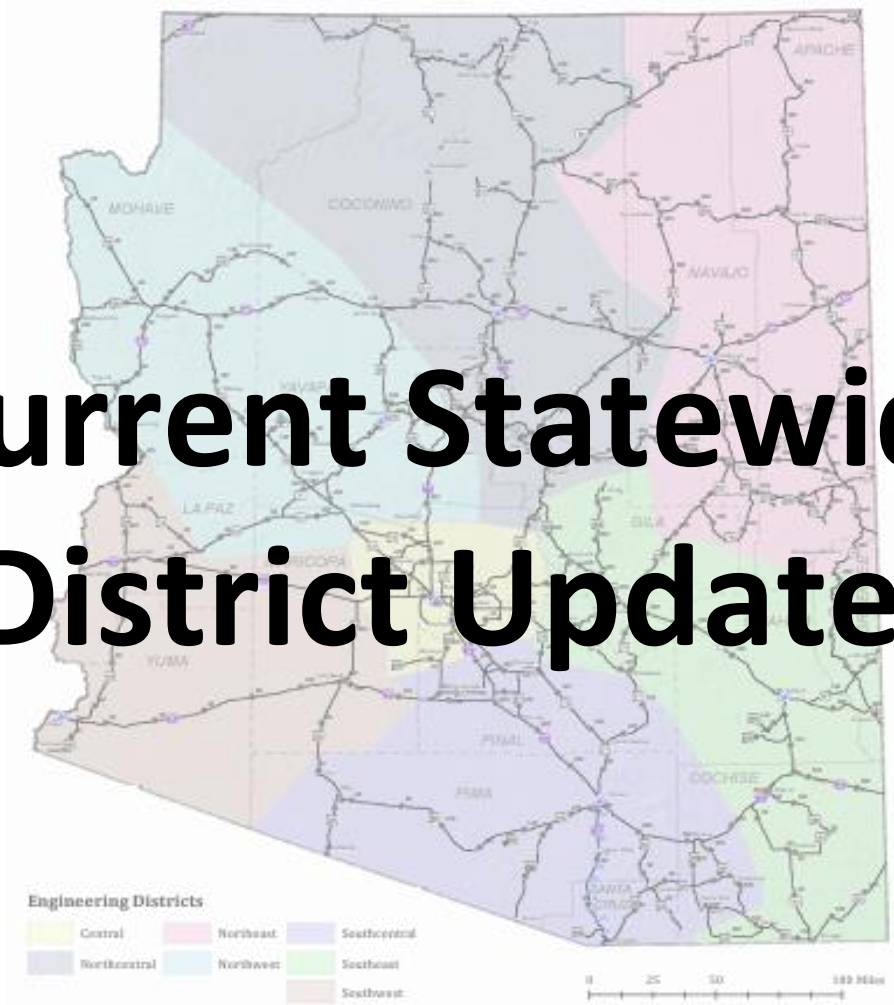


Item 8 – State Engineer’s Report April 18, 2025 Summary of Active and Finalized Projects

- **86 projects under construction** **\$2.9 B**
- **5 projects finalized in March** **\$32.1 M**
- **Fiscal Year to date:** **65 projects finalized**

Current Statewide District Updates



South Central District Current Projects

SR87 and Skousen Traffic Signal

Contractor: Paveco

88% Complete, 80% Time Spent

I-10 Widening Ina to Ruthrauff,

MP 248.03-MP 251.85

Contractor: Granite Construction

81% Complete, 76% Time Spent

I-10 Country Club to Kino

MP 262-MP 264.5 (Design Build Procurement)

Contractor: Sundt/Jacobs

8% Complete, 70% Time NTP 1

I-19 Irvington TI (Design), MP 60.83

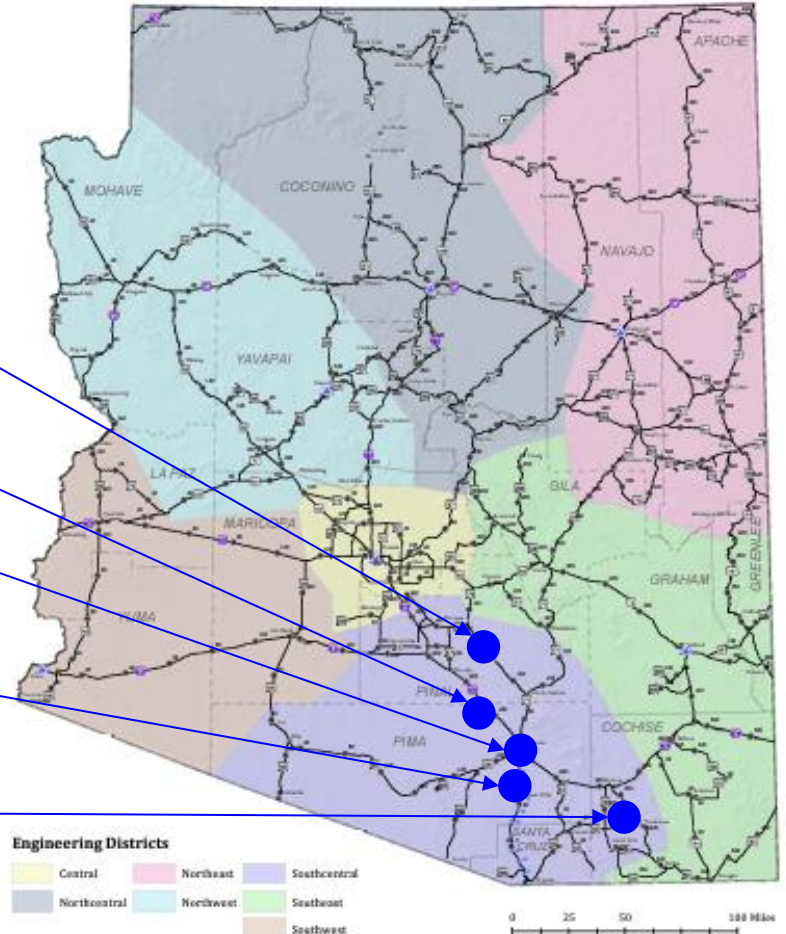
Final Design Firm: WSP

Border Patrol Station to Moson Rd.,

SR 90, MP 304.4-MP 325.9

Contractor: FNF Construction

55% Complete, 85% Time Spent



North Central District Current Projects

Townsend Winona to Sunset Crater Drainage Repairs

US 89 MP 423 - MP 432

Contractor: Granite Construction

8% Complete, 9% Time Spent

I-40 Broadband: CA State Line to I-17/I-40 T.I.

Contractor: EX² Technologies, LLC

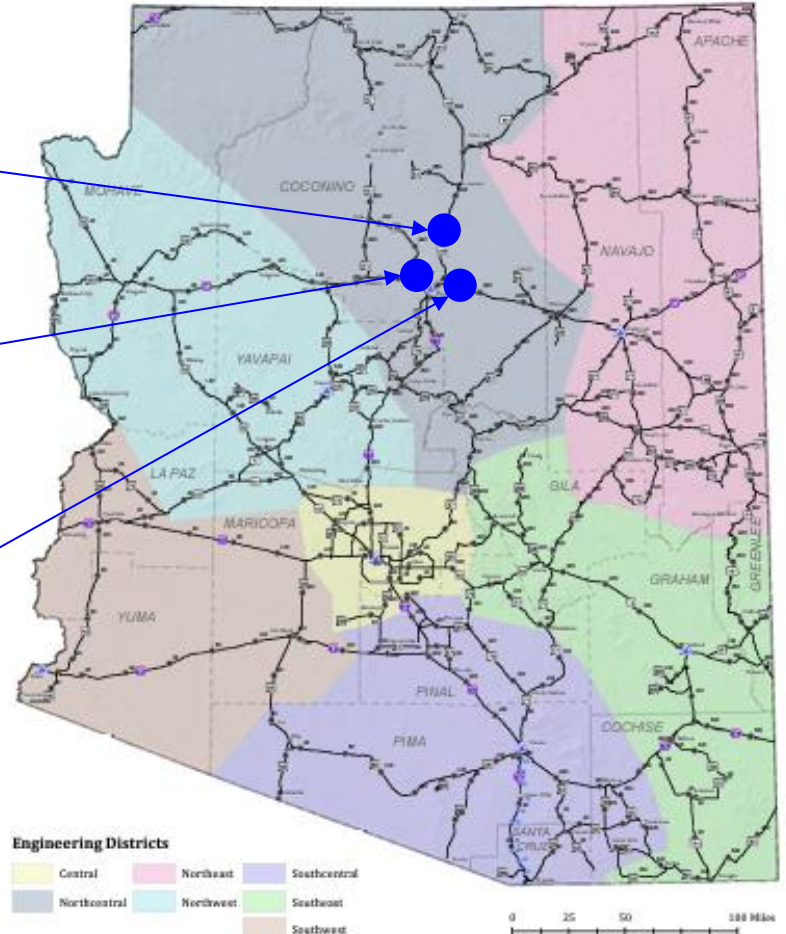
24% Complete, 23% Time Spent

Roundabout, City of Flagstaff

Fourth St/Cedar Ave/ Lockett Rd

Contractor: Fann Contracting

6% Complete, 6% Time Spent



Southwest District Current Projects

I-10, Salome Rd-Tonopah

MP 80 - 90 Pav. Pres.

Contractor: Fisher Sand & Gravel

10% Complete, 30% Time Spent

SR 95, Tyson St.-N. Of Quartzsite

MP 109 - 111 Pav. Pres.

Contractor: FNF Construction, Inc.

80% Complete, 34% Time Spent

Statewide Port of Entry Barrier Protection

Contractor: Hawk Contracting LLC

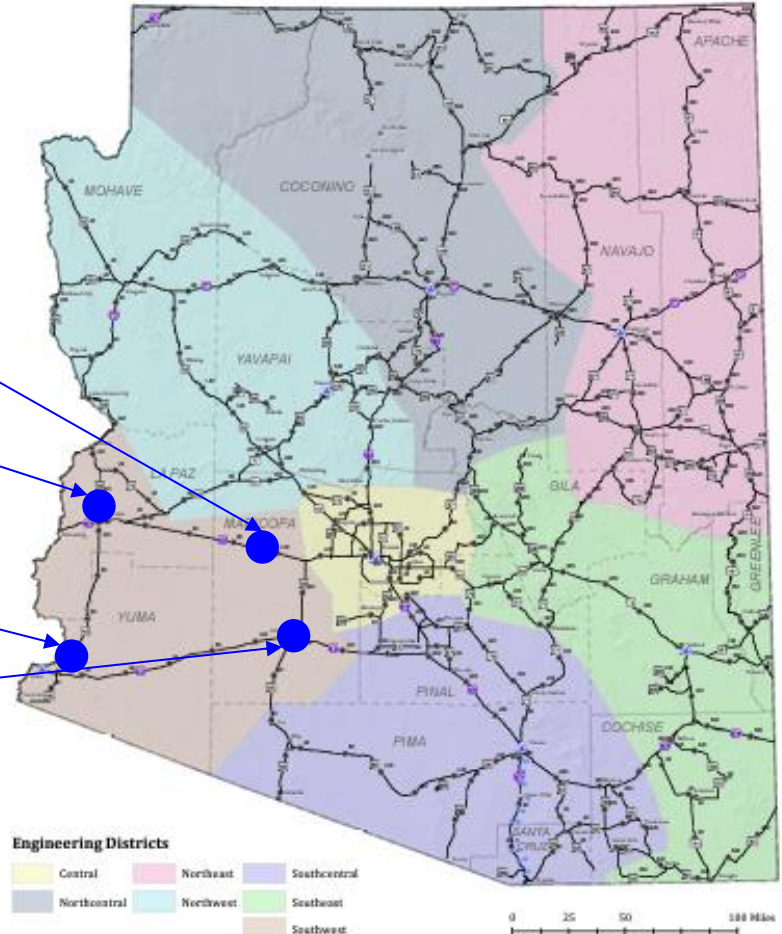
55% Complete, 80% Time Spent

SR 85, Box Culvert Extensions

MP 0.54 - 3.34 Drainage Improvements

Contractor: Combs Construction

55% Complete, 90% Time Spent



Southeast District Current Projects

7th Street to MP 173

US 191, MP 163 to MP 173

Contractor: FNF Construction

41% Complete, 65% Time Spent

Medicine Way Rd to MP 275.7

(Design)

US 70, MP 274.5 to MP 275.7

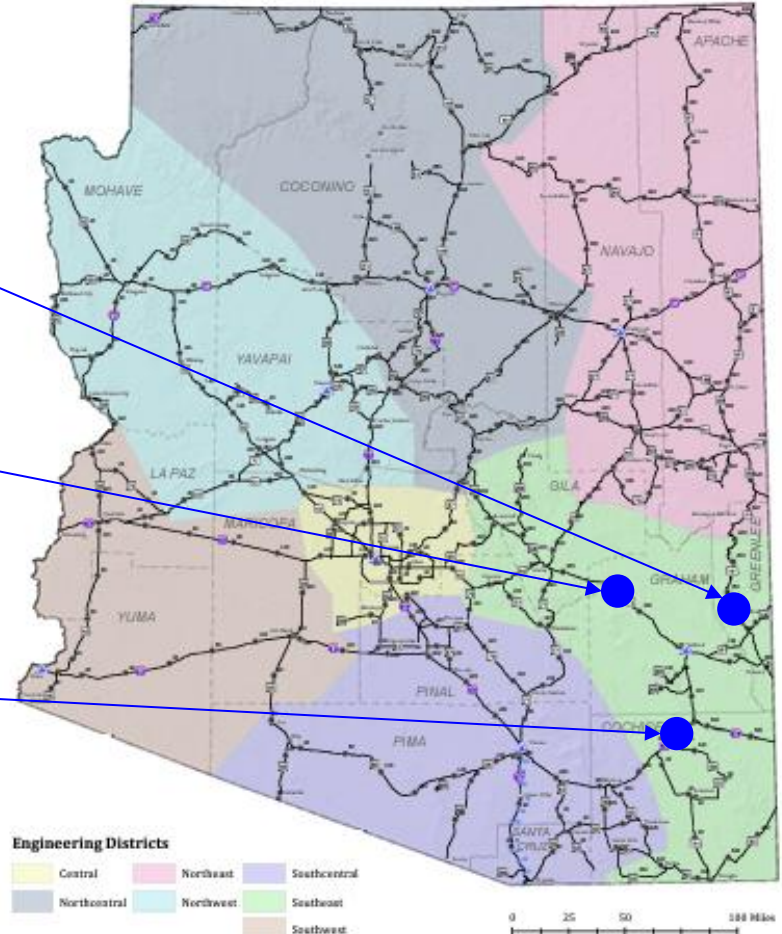
Construct Eastbound Passing Lane

East Willcox TI UP

I-10 at MP 344.5

Contractor: Granite Construction

67% Complete, 103% Time Spent



Northwest District Current Projects

Rancho Santa Fe Parkway

I-40, MP 55.8 - MP 57.2

Contractor: Pulice

14% Complete, 16% Time Spent

CA Border - Needle Mountain TI

I-40, MP 0.1 - MP 2.5

Contractor: FNF Construction

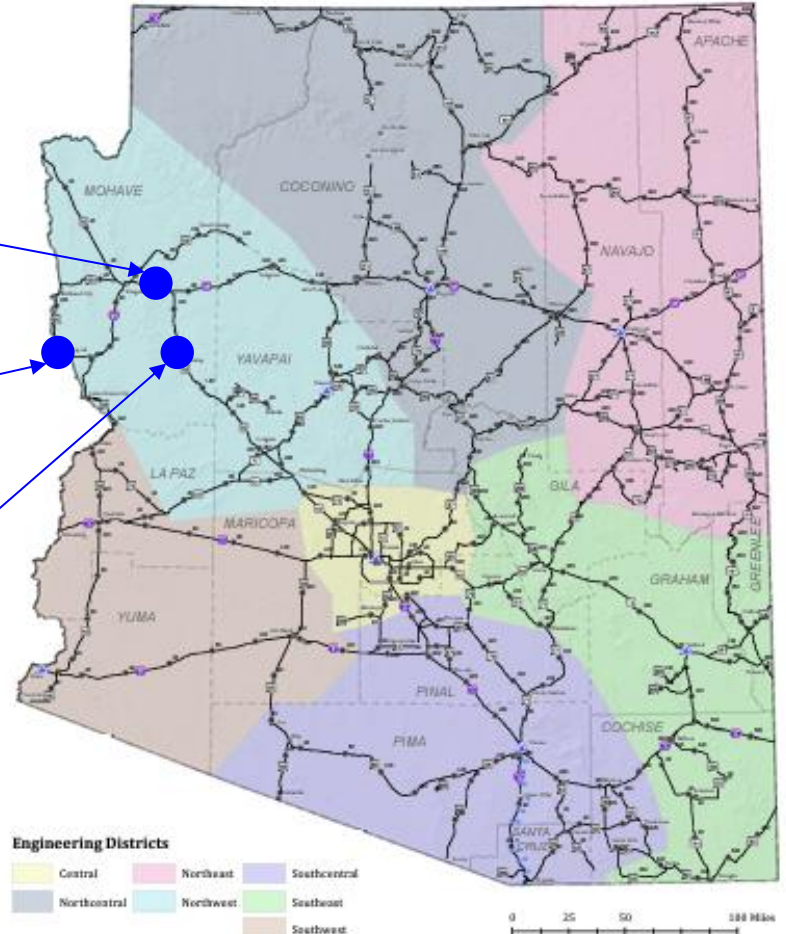
42% Complete, 58% Time Spent

Cane Springs

US93, MP 106 - MP 110

Contractor: FNF Construction

12% Complete, 8% Time Spent



Northeast District Current Projects

SW Dennehotso to MP 440

US 160 MP 416 - MP 440

Contractor: Sunland Asphalt

5% Complete, 6% Time Spent

I40 8th Avenue Bridges

I-40 MP 286 in Holbrook

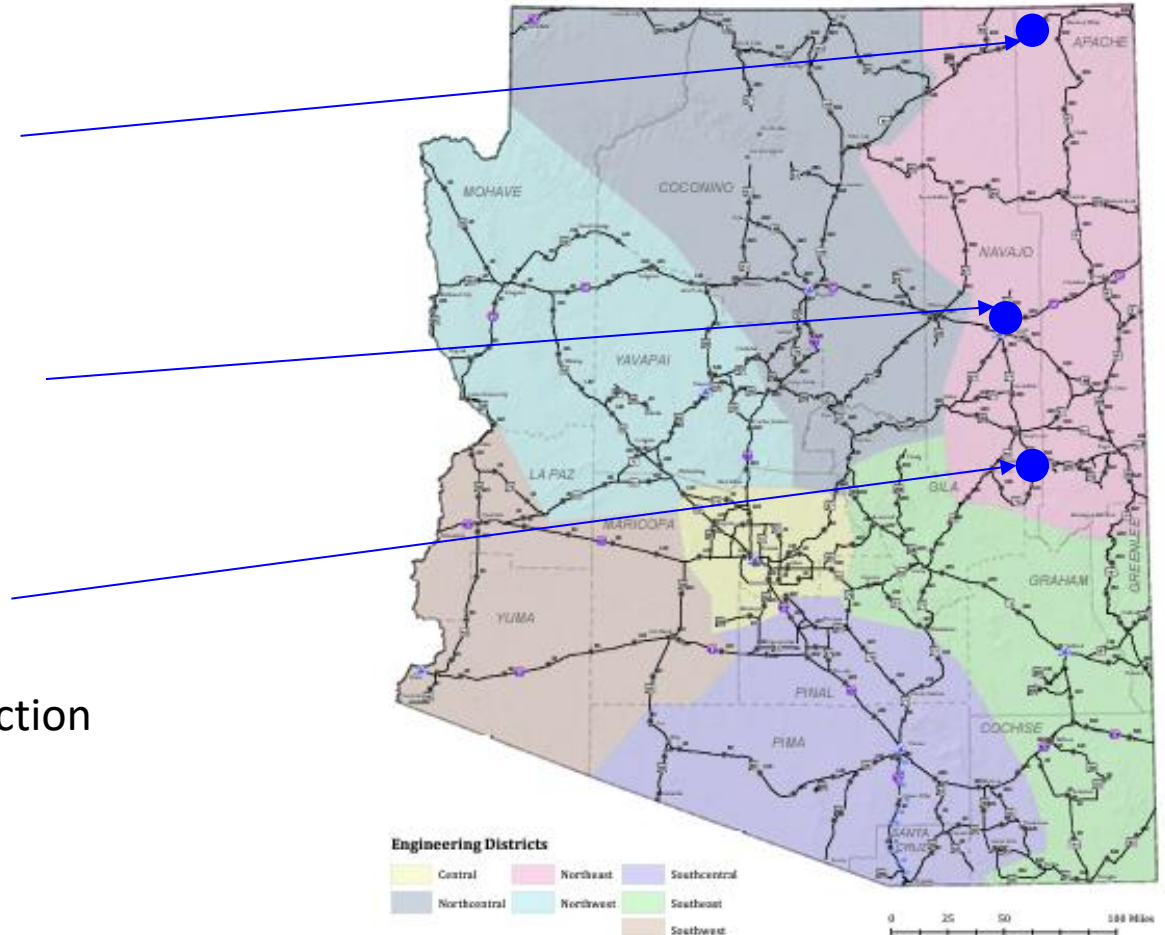
Contractor: Vastco

0% Complete, 0% Time Spent

SR 73 at SR 260 Junction

Contractor: Show Low Construction

13% Complete, 9% Time Spent



Central District Current Projects

SR101 Princess to Shea

Loop 101 Expansion in Scottsdale
67% Complete 63% Time Spent

SR101 I-17 to 75th Ave

Loop 101 Expansion in Phoenix/Glendale
22% Complete 22% Time Spent

SR303 and US60

Interim Interchange Improvements
75% Complete 88% Time Spent

US 60X Sossaman to Meridian

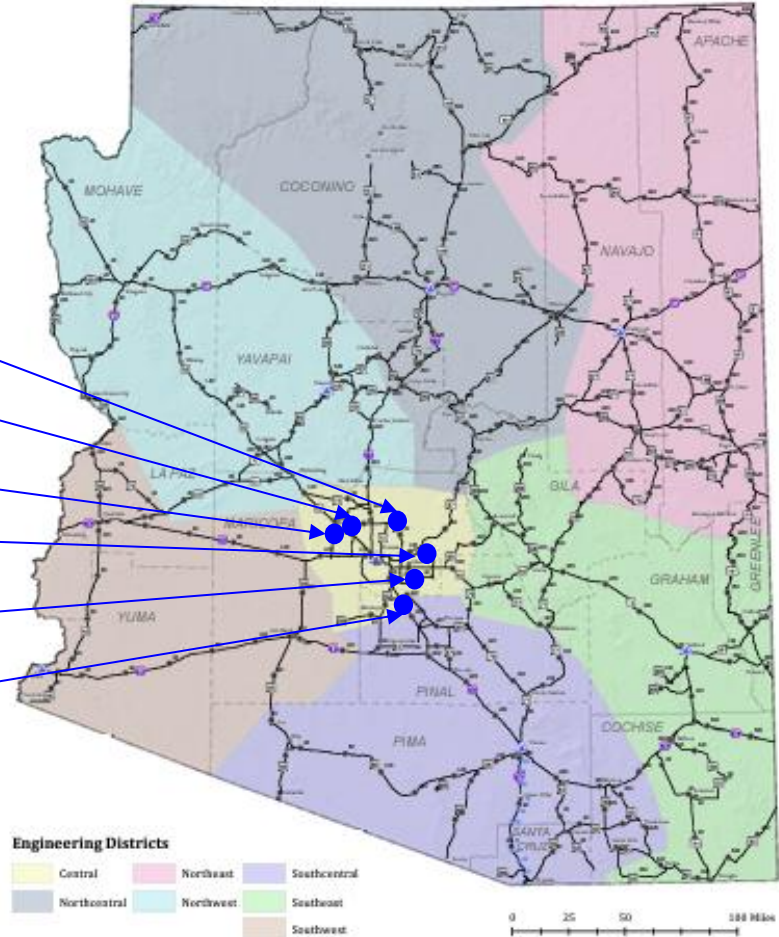
Old US60 Highway
48% Complete 57% Time Spent

SR202 Val Vista to SR101L

Loop 202 Expansion in Chandler/Gilbert
28% Complete 27% Time Spent

I-10 Gila River Bridge

Bridge Replacement
46% Complete 39% Time Spent



Item 9 – New Construction Contracts

Item	Highway	Low bid	State Estimate	Difference	Percent
3c	I-17	\$15,077,777	\$17,426,067	(\$2,348,290)	-13.5%
3d	LOCAL	\$7,920,000	\$8,137,501	(\$217,501)	-2.7%
9a	US 60	\$4,529,825	\$5,636,131	(\$1,106,306)	-19.6%
9b	LOCAL	\$1,301,490	\$1,633,824	(\$332,334)	-20.3%
9c	LOCAL	\$479,845	\$613,852	(\$134,007)	-21.8%
9d	SR 264	\$3,180,244	\$2,775,660	\$404,584	14.6%
TOTAL THIS MONTH		\$32,489,181	\$36,223,034	(\$3,733,853)	-10.3%
TOTAL FY TO DATE		\$891,320,702	\$823,139,401	\$68,181,302	8.3%

Monthly Totals for Construction Contracts

Month	No. of Bids	Awards	Low bid	State Estimate	Difference	Percent
Jul-24	13	11	\$470,592,428	\$354,288,928	\$116,303,500	32.8%
Aug-24	15	15	\$145,345,707	\$141,346,079	\$3,999,628	2.8%
Sep-24	4	3	\$11,859,518	\$12,791,450	(\$931,932)	-7.3%
Oct-24	11	10	\$91,386,964	\$112,730,729	(\$21,343,765)	-18.9%
Nov-24	5	5	\$19,987,720	\$18,517,824	\$1,469,896	7.9%
Dec-24	1	1	\$19,771,771	\$21,630,643	(\$1,858,872)	-8.6%
Jan-25	6	5	\$49,295,541	\$67,310,680	(\$18,015,139)	-26.8%
Feb-25	5	5	\$50,591,874	\$58,300,034	(\$7,708,160)	-13.2%
Mar-25	6	6	\$32,489,181	\$36,223,034	(\$3,733,853)	-10.3%
Apr-25						
May-25						
Jun-25						
Fiscal YTD	66	61	\$891,320,702	\$823,139,401	\$68,181,302	8.3%

District 5

**PASSING LANES
US 60: LITTLE MORMON LAKE RD - BELL SPRING**

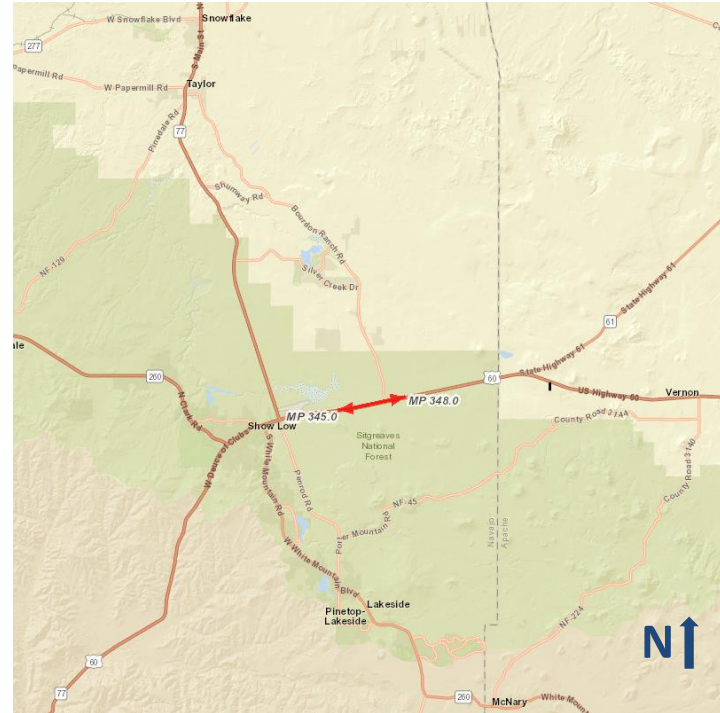
Item 9a

Low Bid	\$4,529,825
State Estimate	\$5,636,131
Difference	-\$1,106,306
% Difference	-19.6%

Recommendation: Award

Reasons for Difference:

- Roadway Excavation
- Aggregate Base
- Asphaltic Concrete
- Barricades



District 6

**PAVEMENT MARKINGS & RUMBLE STRIPS
YUMA COUNTY**

Item 9b

Low Bid	\$1,301,490
State Estimate	\$1,633,824
Difference	-\$332,334
% Difference	-20.3%

Recommendation: Award

Reasons for Difference:

- Thermoplastic Pavement Markings



District 6

**INSTALL LEFT TURN LANE
YAVAPAI COUNTY**

Item 9c

Low Bid	\$479,845
State Estimate	\$613,852
Difference	-\$134,007
% Difference	-21.8%

Recommendation: Award

Reasons for Difference:

- Roadway Excavation
- Aggregate Base
- Asphaltic Concrete



District 5

**PAVEMENT PRESERVATION
SR 264: CROSS CANYON TO SUMMIT**

Item 9d

Low Bid	\$3,180,244
State Estimate	\$2,775,660
Difference	\$404,584
% Difference	14.6%

Recommendation: Award
Reasons for Difference:

- Asphaltic Concrete



District 1

**PAVEMENT REHABILITATION
I-17: SR 74 - ANTHEM WAY**

Item 3c

Low Bid	\$15,077,777
State Estimate	\$17,426,067
Difference	-\$2,348,290
% Difference	-13.5%

Recommendation: Award

Reasons for Difference:

- Asphaltic Concrete
- Stone Matrix Asphalt
- Deck Joint Assembly



District 4

**PEDESTRIAN BRIDGE OVER UPRR
CITY OF MARICOPA**

Item 3d

Low Bid	\$7,920,000
State Estimate	\$8,137,501
Difference	-\$217,501
% Difference	-2.7%

Recommendation: Award

Reasons for Difference:

- Structural Concrete

