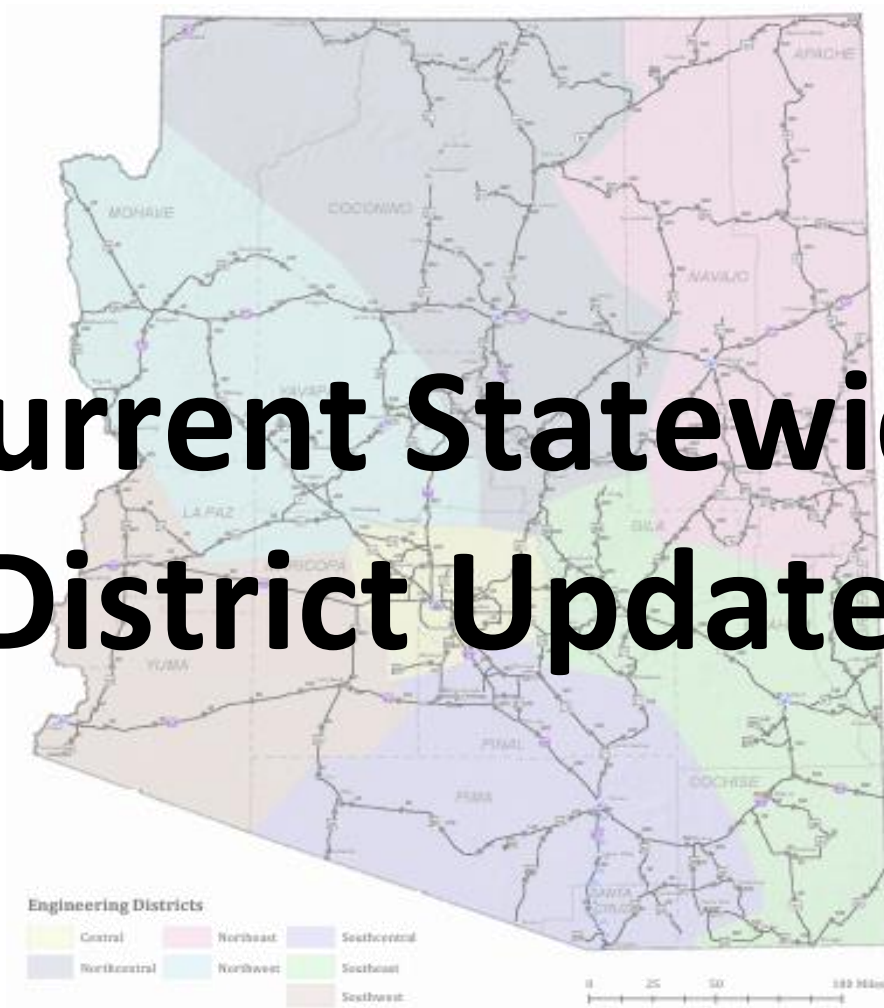


## Item 8 – State Engineer’s Report May 16, 2025 Summary of Active and Finalized Projects

- **91 projects under construction** **\$2.9 B**
- **9 projects finalized in April** **\$80.2 M**
- **Fiscal Year to date:** **74 projects finalized**

# Current Statewide District Updates



# South Central District Current Projects

## SR87 and Skousen Traffic Signal

Contractor: Paveco

100% Complete, 94% Time Spent

## I-10 Widening Ina to Ruthrauff,

MP 248.03-MP 251.85

Contractor: Granite Construction

84% Complete, 79% Time Spent

## I-10 Country Club to Kino

MP 262-MP 264.5 (Design Build Procurement)

Contractor: Sundt/Jacobs

8.5% Complete, 83% Time NTP 1

## I-19 Irvington TI (Design), MP 60.83

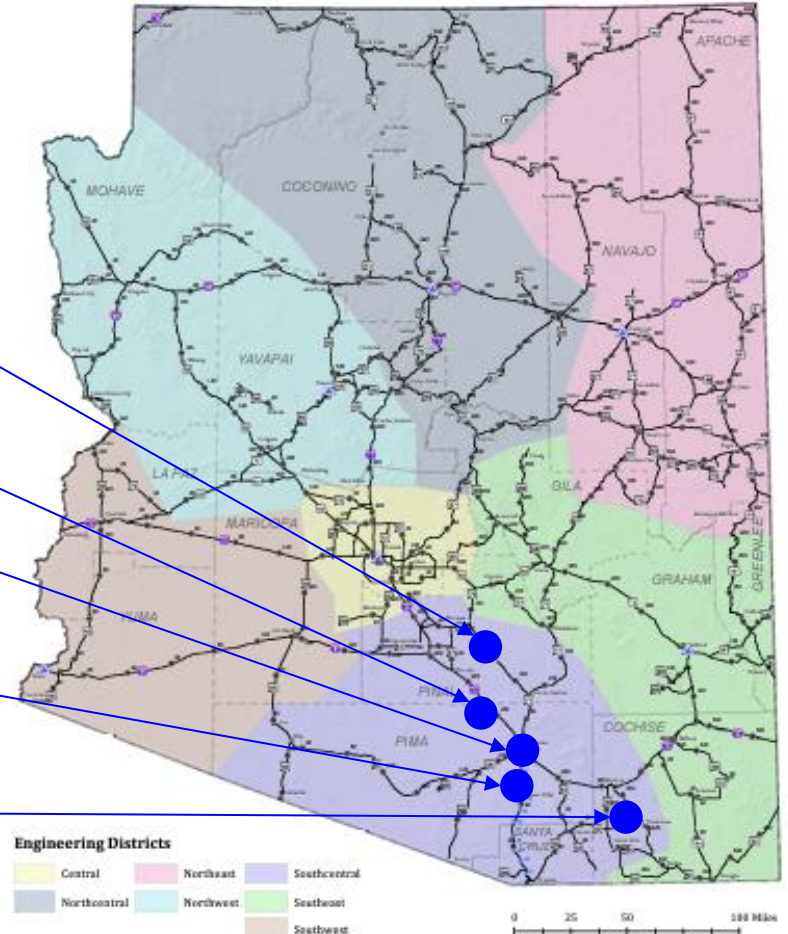
Final Design Firm: WSP

## Border Patrol Station to Moson Rd.,

SR 90, MP 304.4-MP 325.9

Contractor: FNF Construction

80% Complete, 91% Time Spent



# Northcentral District Current Projects

## **Townsend Winona to Sunset Crater Drainage Repairs**

US 89 MP 423 - MP 432

Contractor: Granite Construction  
25% Complete, 16% Time Spent

## **I-40 Broadband: CA State Line to I-17/I-40 T.I.**

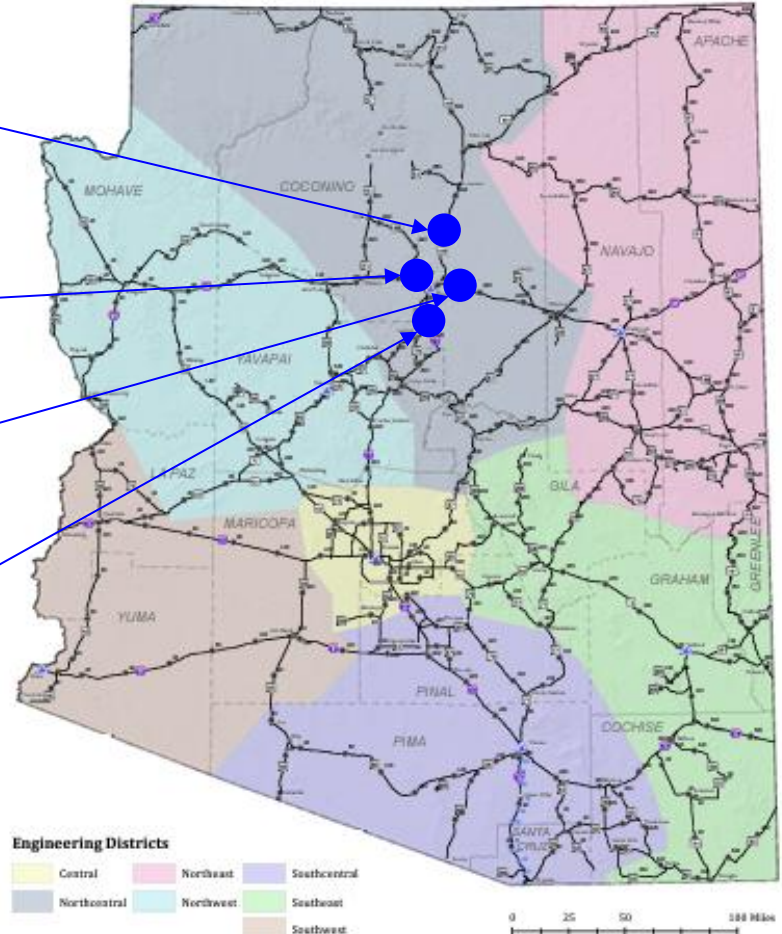
Contractor: EX<sup>2</sup> Technologies, LLC  
26% Complete, 26% Time Spent

## **Roundabout, City of Flagstaff**

Fourth St/Cedar Ave/ Lockett Rd  
Contractor: Fann Contracting  
12% Complete, 16% Time Spent

## **Willard Springs Wildlife Overpass**

Contractor: SEMA Construction  
0% Complete, 7% Time Spent



# Southwest District Current Projects

## **I-10, Salome Rd-Tonopah**

MP 80 - 90 Pav. Pres.

Contractor: Fisher Sand & Gravel

23% Complete, 38% Time Spent

## **SR 95, Tyson St.-N. Of Quartzsite**

MP 109 - 111 Pav. Pres.

Contractor: FNF Construction, Inc.

90% Complete, 50% Time Spent

## **Statewide Port of Entry Barrier Protection**

Contractor: Hawk Contracting LLC

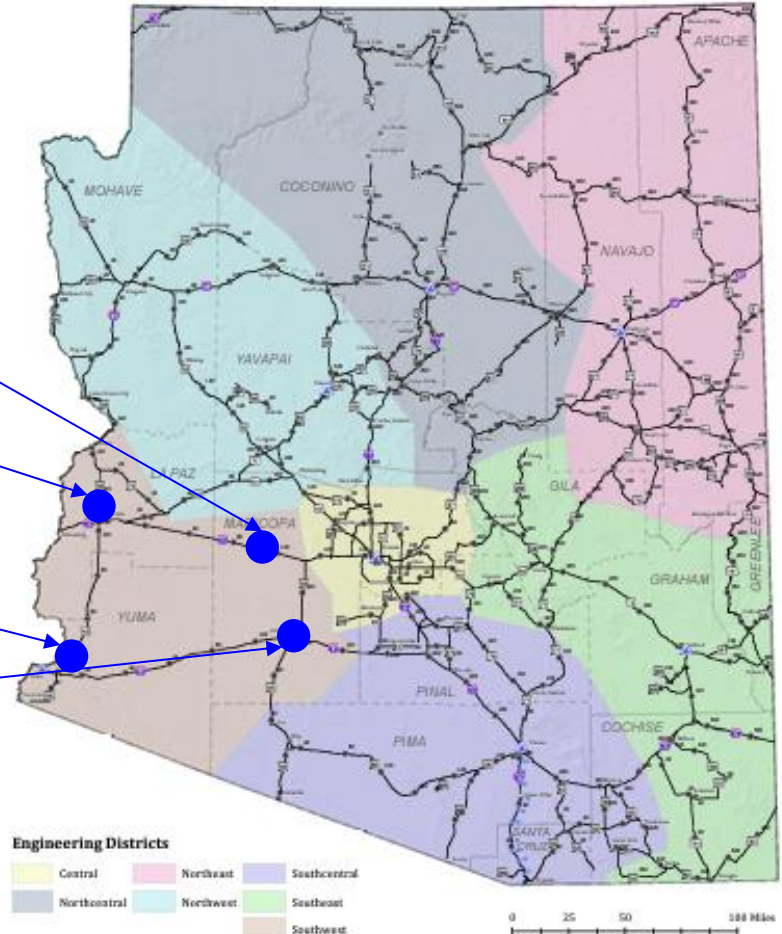
109% Complete, 73% Time Spent

## **SR 85, Box Culvert Extensions**

MP 0.54 - 3.34 Drainage Improvements

Contractor: Combs Construction

97% Complete, 69% Time Spent





# Southeast District Current Projects

## 7th Street to MP 173

US 191, MP 163 to MP 173

Contractor: FNF Construction

43% Complete, 69% Time Spent

## Schulze Ranch - Town of Miami

US 60, MP 241.4 to MP 242.2

Contractor: Meridian Engineering Company

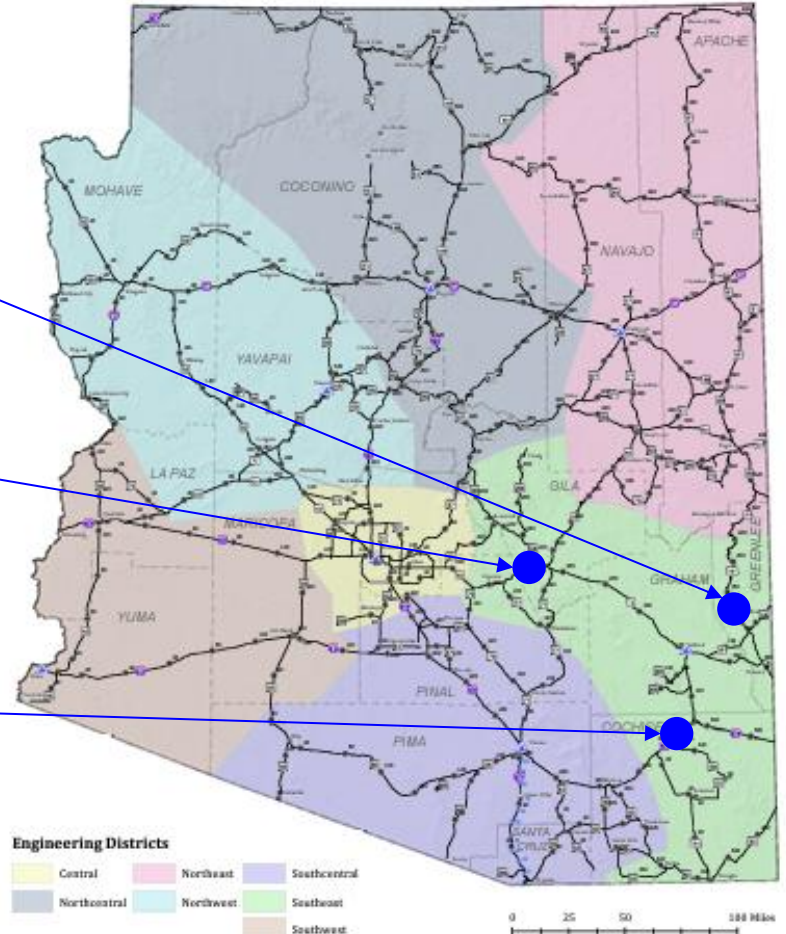
27% Complete, 58% Time Spent

## East Willcox TI UP

I-10 at MP 344.5

Contractor: Granite Construction

67% Complete, 102% Time Spent



# Northwest District Current Projects

## Rancho Santa Fe Parkway

I-40, MP 55.8 - MP 57.2

Contractor: Pulice

14% Complete, 16% Time Spent

## CA Border - Needle Mountain TI

I-40, MP 0.1 - MP 2.5

Contractor: FNF Construction

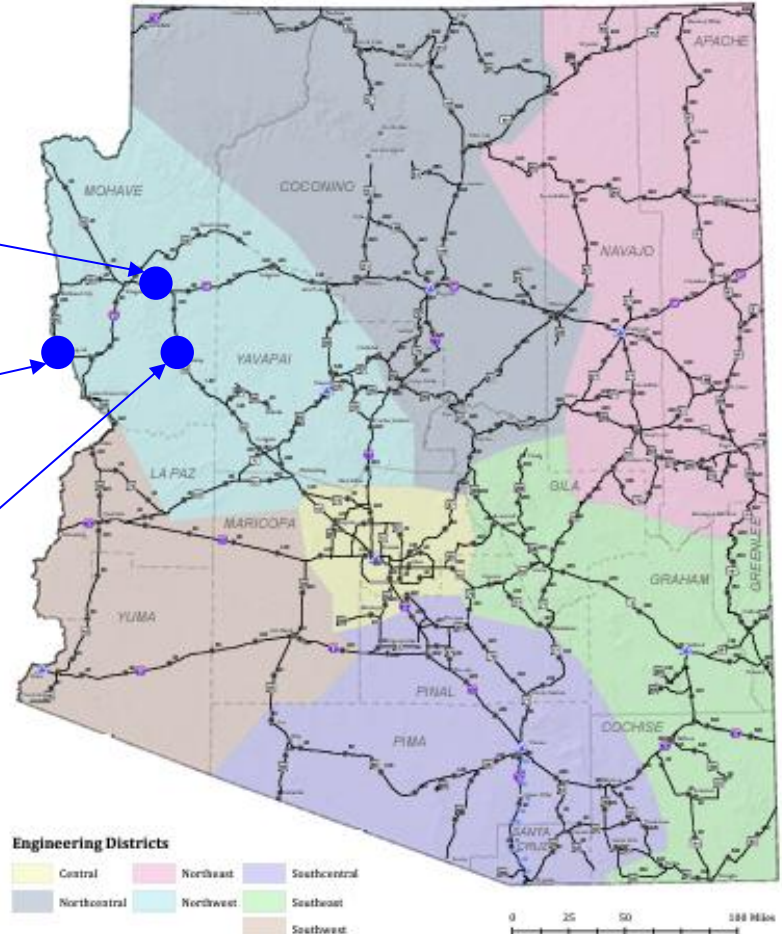
42% Complete, 58% Time Spent

## Cane Springs

US93, MP 106 - MP 110

Contractor: FNF Construction

12% Complete, 8% Time Spent



# Northeast District Current Projects

## US 163 Shoulder Widening

US 163 MP 404 to 406

Contractor: Fann Contracting

9% Complete, 3% Time Spent

## SW Dennehotso to MP 440

US 160 MP 416 - MP 440

Contractor: Sunland Asphalt

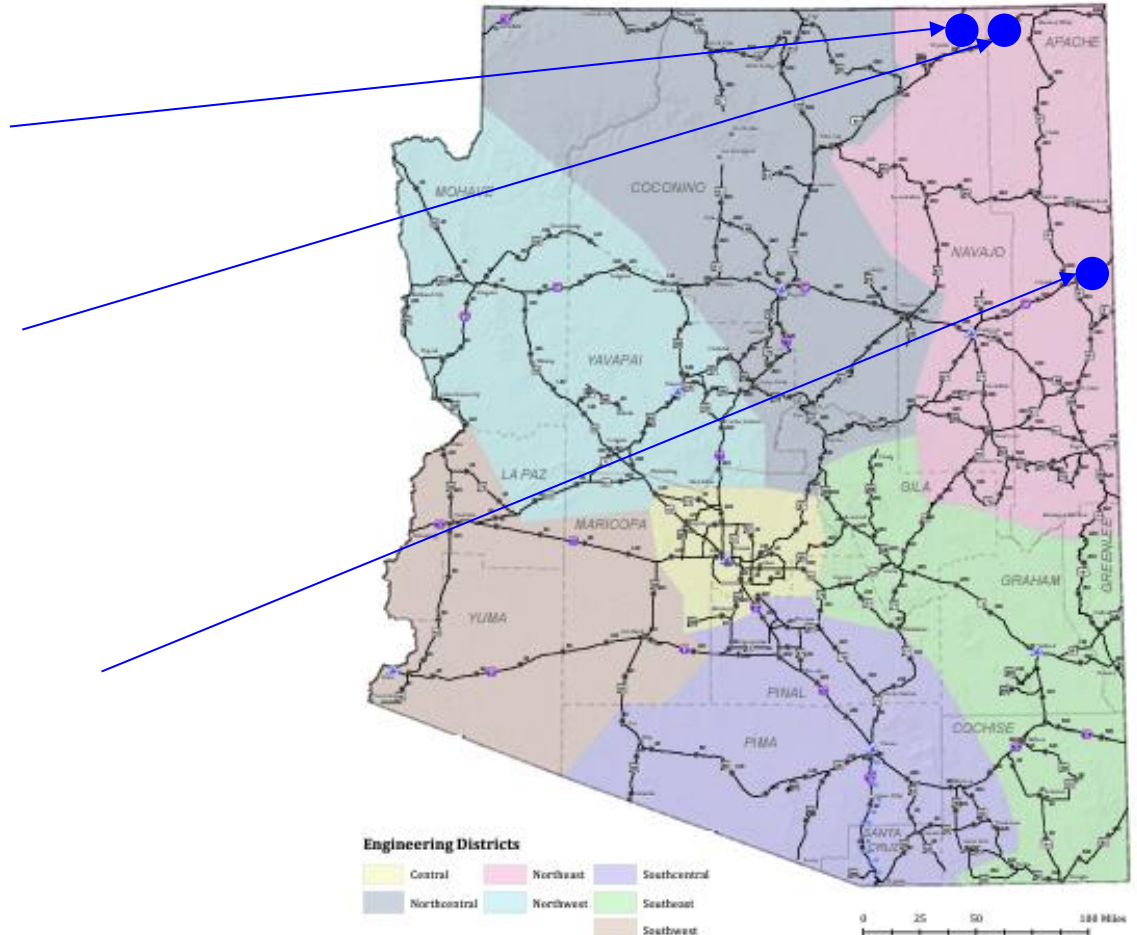
17% Complete, 12% Time Spent

## Allentown TI Bridge

I 40 MP 351

Contractor: FNF Construction

13% Complete, 9% Time Spent





# Central District Current Projects

## SR101 Princess to Shea

Loop 101 Expansion in Scottsdale  
71% Complete 66% Time Spent

## SR101 I-17 to 75th Ave

Loop 101 Expansion in Phoenix/Glendale  
24% Complete 25% Time Spent

## SR303 and US60

Interim Interchange Improvements  
75% Complete 88% Time Spent

## US 60X Sossaman to Meridian

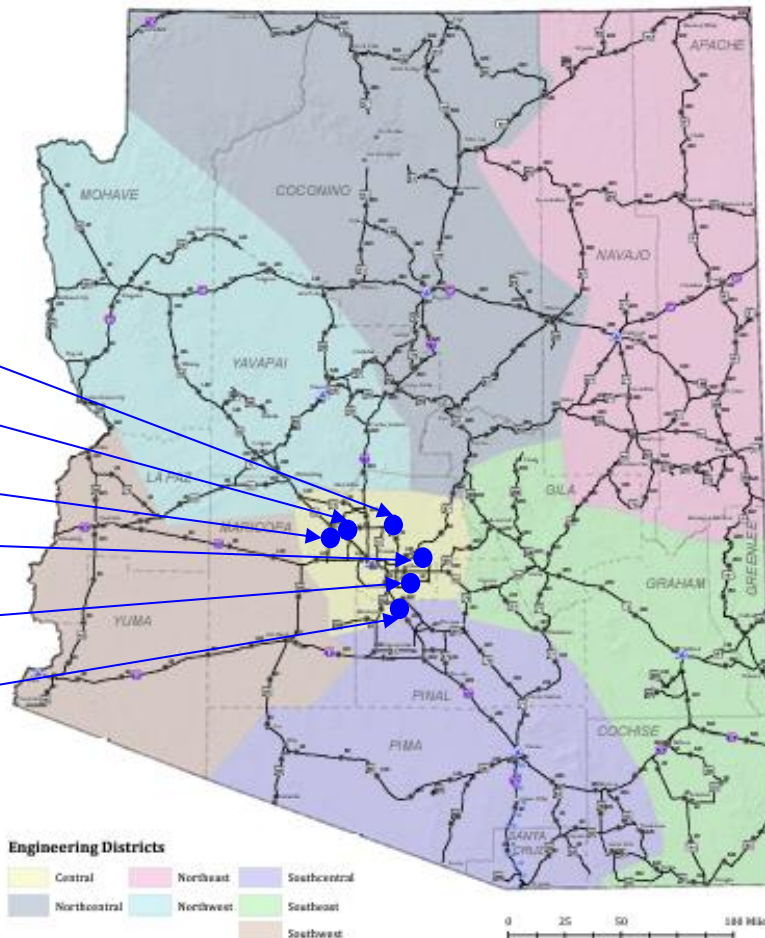
Old US60 Highway  
55% Complete 60% Time Spent

## SR202 Val Vista to SR101L

Loop 202 Expansion in Chandler/Gilbert  
32% Complete 31% Time Spent

## I-10 Gila River Bridge

Bridge Replacement  
47% Complete 43% Time Spent



## Item 9 – New Construction Contracts

Item	Highway	Low bid	State Estimate	Difference	Percent
3i	I-17	\$6,054,382	\$5,811,765	\$242,617	4.2%
3j	I-40	\$8,044,142	\$9,461,248	(\$1,417,106)	-15.0%
9a	US 60	\$669,942	\$1,057,980	(\$388,038)	-36.7%
9b	US 89	\$3,552,242	\$4,270,929	(\$718,687)	-16.8%
9c	US 93	\$15,897,676	\$14,149,667	\$1,748,009	12.4%
9d	SR 95	\$2,825,500	\$3,846,285	(\$1,020,785)	-26.5%
9e	I-19	\$331,700	\$397,478	(\$65,777)	-16.5%
9f	LOCAL	\$89,417	\$120,360	(\$30,943)	-25.7%
<b>TOTAL THIS MONTH</b>		<b>\$37,465,002</b>	<b>\$39,115,711</b>	<b>(\$1,650,709)</b>	<b>-4.2%</b>
<b>TOTAL FY TO DATE</b>		<b>\$928,785,704</b>	<b>\$862,255,112</b>	<b>\$66,530,593</b>	<b>7.7%</b>

# Monthly Totals for Construction Contracts

Month	No. of Bids	Awards	Low bid	State Estimate	Difference	Percent
Jul-24	13	11	\$470,592,428	\$354,288,928	\$116,303,500	32.8%
Aug-24	15	15	\$145,345,707	\$141,346,079	\$3,999,628	2.8%
Sep-24	4	3	\$11,859,518	\$12,791,450	(\$931,932)	-7.3%
Oct-24	11	10	\$91,386,964	\$112,730,729	(\$21,343,765)	-18.9%
Nov-24	5	5	\$19,987,720	\$18,517,824	\$1,469,896	7.9%
Dec-24	1	1	\$19,771,771	\$21,630,643	(\$1,858,872)	-8.6%
Jan-25	6	5	\$49,295,541	\$67,310,680	(\$18,015,139)	-26.8%
Feb-25	5	5	\$50,591,874	\$58,300,034	(\$7,708,160)	-13.2%
Mar-25	6	6	\$32,489,181	\$36,223,034	(\$3,733,853)	-10.3%
Apr-25	8	8	\$37,465,002	\$39,115,711	(\$1,650,709)	-4.2%
May-25						
Jun-25						
Fiscal YTD	74	69	\$928,785,704	\$862,255,112	\$66,530,593	7.7%

## District 1

## CONVERT HPS TO LED LIGHTING US 60: SR 202 - GOLDFIELD RD

## Item 9a

Low Bid	\$669,942
State Estimate	\$1,057,980
Difference	-\$388,038
% Difference	-36.7%

**Recommendation: Award**  
Reasons for Difference:

- Luminaires

Drawings Envelope ID: 7E9296D2-A313-4C2D-97A9-B190C6E5B013





## District 5

## PAVEMENT PRESERVATION US 89: BITTER SPRINGS TO ROSSMAN HILL

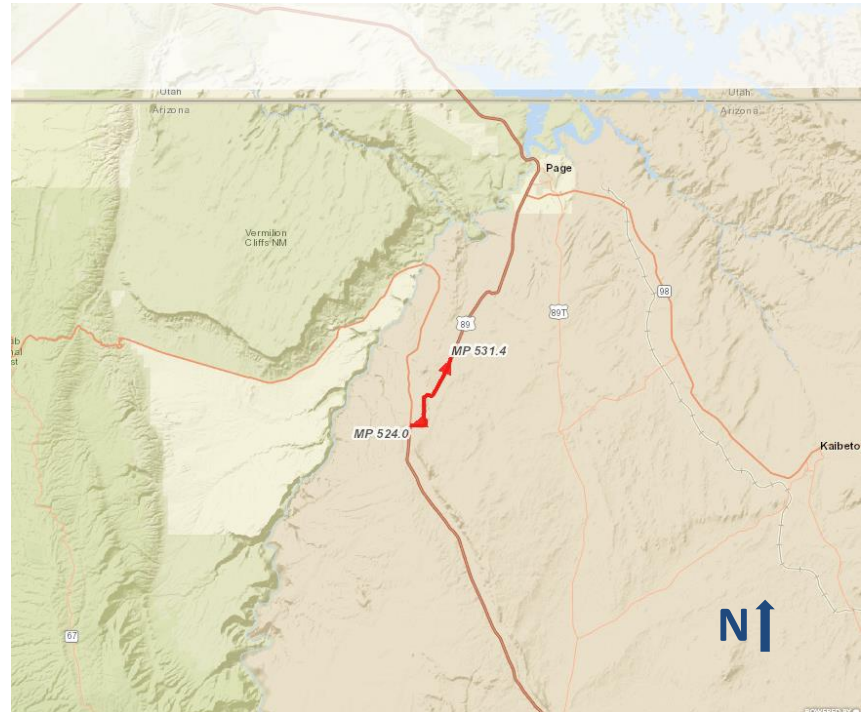
## Item 9b

Low Bid	\$3,552,242
State Estimate	\$4,270,929
Difference	-\$718,687
% Difference	-16.8%

### Recommendation: Award

#### Reasons for Difference:

- Milling
- Asphaltic Concrete
- Pavement Markers



## District 6

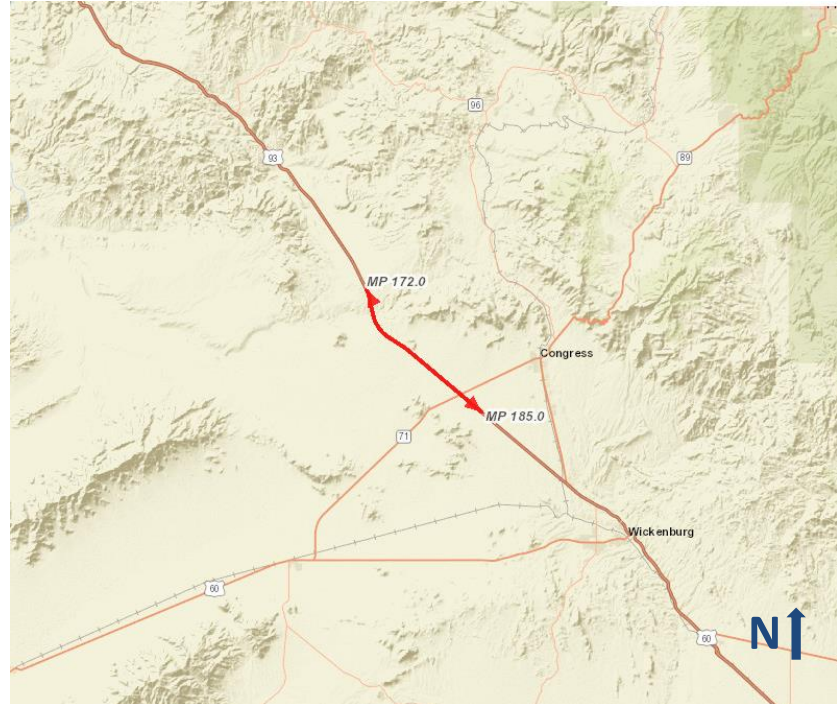
## PAVEMENT REHABILITATION US 93: MP 172 - MOORE RANCH ROAD

## Item 9c

Low Bid	\$15,897,676
State Estimate	\$14,149,667
Difference	\$1,748,009
% Difference	12.4%

**Recommendation: Award**  
Reasons for Difference:

- Asphalt Binder
- Stone Matrix Asphalt



**District 6**

**RAISED MEDIANS**  
**SR 95: S. PALO VERDE BLVD - PRICE RD**

**Item 9d**

<b>Low Bid</b>	<b>\$2,825,500</b>
<b>State Estimate</b>	<b>\$3,846,285</b>
<b>Difference</b>	<b>-\$1,020,785</b>
<b>% Difference</b>	<b>-26.5%</b>

**Recommendation: Award**

Reasons for Difference:

- Concrete Curb
- Median Paving



## Statewide

## UPGRADE WEIGH-IN-MOTION SENSORS I-19 REST AREAS

Item 9e

Low Bid	\$331,700
State Estimate	\$397,478
Difference	-\$65,777
% Difference	-16.5%

### Recommendation: Award

Reasons for Difference:

- Mobilization





**District 4**

**INTERSECTION LIGHTING  
BATTAGLIA DR & TWEEDY RD**

**Item 9f**

<b>Low Bid</b>	<b>\$89,417</b>
<b>State Estimate</b>	<b>\$120,360</b>
<b>Difference</b>	<b>-\$30,943</b>
<b>% Difference</b>	<b>-25.7%</b>

**Recommendation: Award**

Reasons for Difference:

- Traffic Control
- Poles



## District 5

## INSTALL CCTV, DMS & RWIS I-17: SUNSET POINT - I-17/I-40 INTERCHANGE

## Item 3i

<b>Low Bid</b>	<b>\$6,054,382</b>
<b>State Estimate</b>	<b>\$5,811,765</b>
<b>Difference</b>	<b>\$242,617</b>
<b>% Difference</b>	<b>4.2%</b>

### Recommendation: Award

#### Reasons for Difference:

- Poles
- Mobilization
- WWD Warning Systems



**District 6**

**PAVEMENT PRESERVATION  
I-40: FORT ROCK ROAD TO MARKHAM PASS**

**Item 3j**

<b>Low Bid</b>	<b>\$8,044,142</b>
<b>State Estimate</b>	<b>\$9,461,248</b>
<b>Difference</b>	<b>-\$1,417,106</b>
<b>% Difference</b>	<b>-15.0%</b>

**Recommendation: Award**

**Reasons for Difference:**

- Mineral Aggregate
- Asphaltic Concrete
- Mobilization
- Survey & Layout

