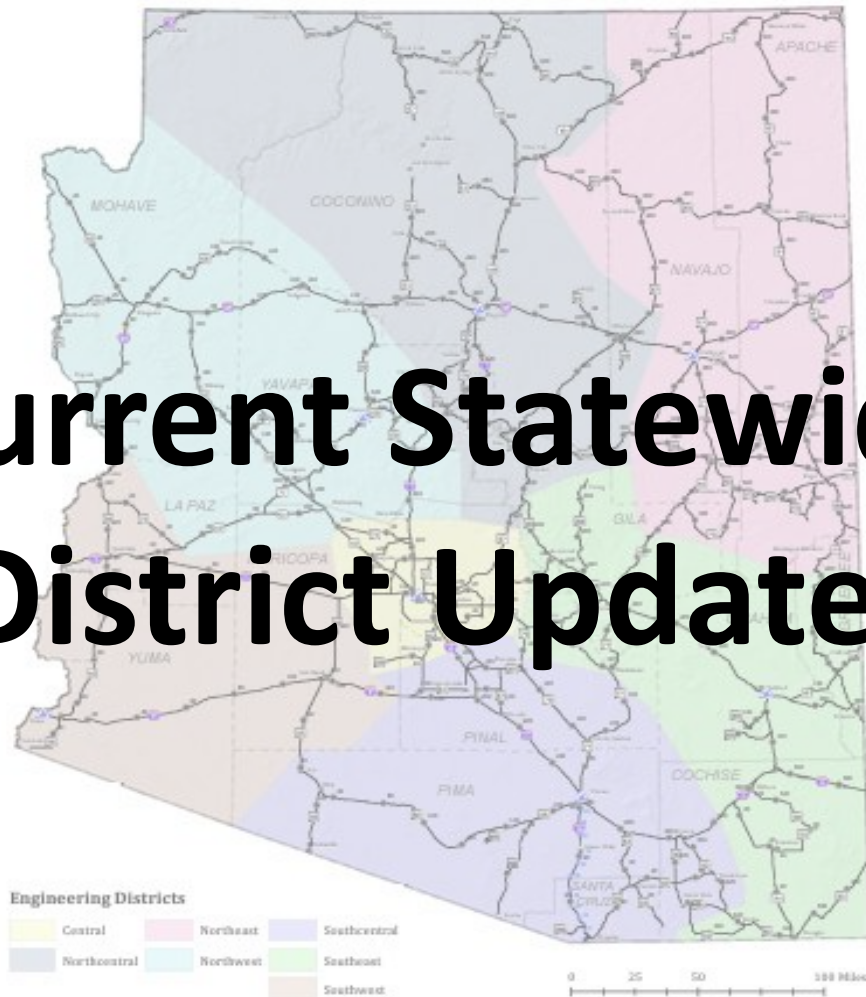


## Item 9 – State Engineer's Report June 20, 2025 Summary of Active and Finalized Projects

- **87 projects under construction** **\$2.9 B**
- **7 projects finalized in May** **\$34.3 M**
- **Fiscal Year to date:** **81 projects finalized**

# Current Statewide District Updates



# South Central District Current Projects

## **I-10 Widening Ina to Ruthrauff**

MP 248.03-MP 251.85

Contractor: Granite Construction

84% Complete, 83% Time Spent

## **I-10 Kino to Country Club**

MP 262-MP 264.5 (Design Build Procurement)

Contractor: Sundt/Jacobs

9.7% Complete, 95% Time NTP 1

## **I-19 Irvington TI (Design), MP 60.83**

Final Design Firm: WSP

## **SR-90 Border Patrol Station to Moson Rd.**

MP 304.4-MP 325.9

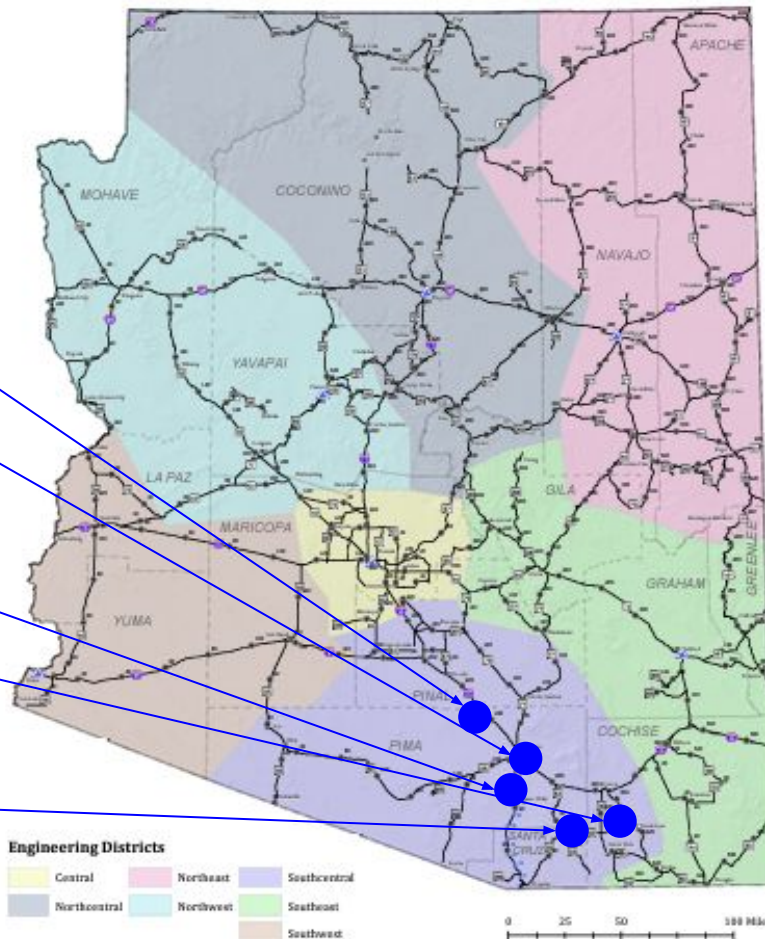
Contractor: FNF Construction

90% Complete, 98% Time Spent

## **SR-83 Black Oak Drive to Lower Elgin Road**

MP 31-MP 29

Project advertised on 5/27



# Northcentral District Current Projects

## **Townsend Winona to Sunset Crater Drainage Repairs**

US 89 MP 423 - MP 432

Contractor: Granite Construction  
25% Complete, 16% Time Spent

## **I-40 Broadband: CA State Line to I-17/I-40 T.I.**

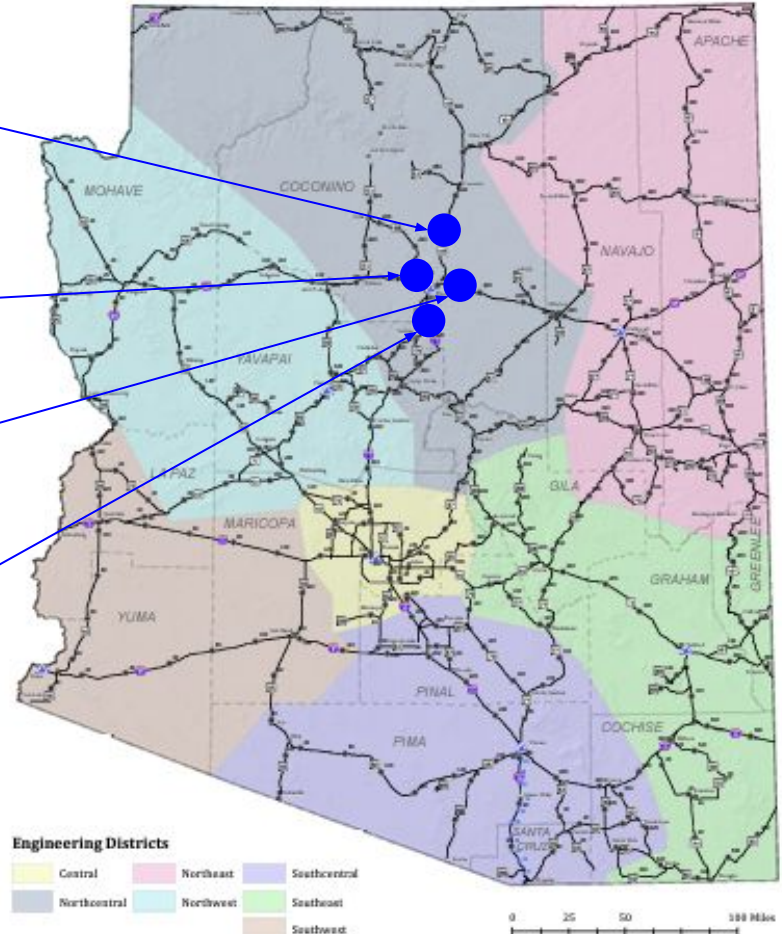
Contractor: EX<sup>2</sup> Technologies, LLC  
34% Complete, 30% Time Spent

## **Roundabout, City of Flagstaff**

Fourth St/Cedar Ave/ Lockett Rd  
Contractor: Fann Contracting  
20% Complete, 32% Time Spent

## **Willard Springs Wildlife Overpass**

Contractor: SEMA Construction  
0% Complete, 7% Time Spent





# Southwest District Current Projects

## **I-10, Salome Rd-Tonopah**

MP 80 - 90 Pav. Pres.

Contractor: Fisher Sand & Gravel

57% Complete, 49% Time Spent

## **SR 95, Tyson St.-N. Of Quartzsite**

MP 109 - 111 Pav. Pres.

Contractor: FNF Construction, Inc.

102% Complete, 61% Time Spent

## **Yuma County, Co.19th St & Ave G Rumble Strip**

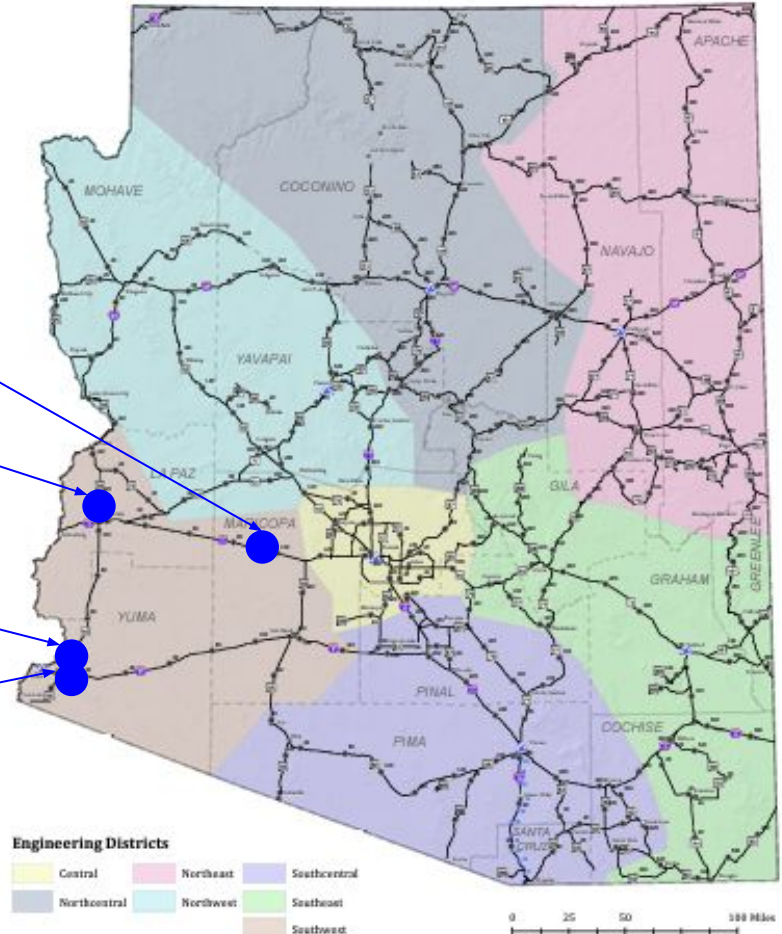
Contractor: Pavement Marking, LLC

2% Complete, 15% Time Spent

## **Yuma County Pavement Marking**

Contractor: Pavement Marking, LLC

30% Complete, 15% Time Spent



# Southeast District Current Projects

## **MP 256 to Old San Carlos Rd (Design)**

US 70, MP 256.5 to MP 259.4

## **Queen Creek Bridge**

US 60, MP 227.7

Contractor: Ames Construction

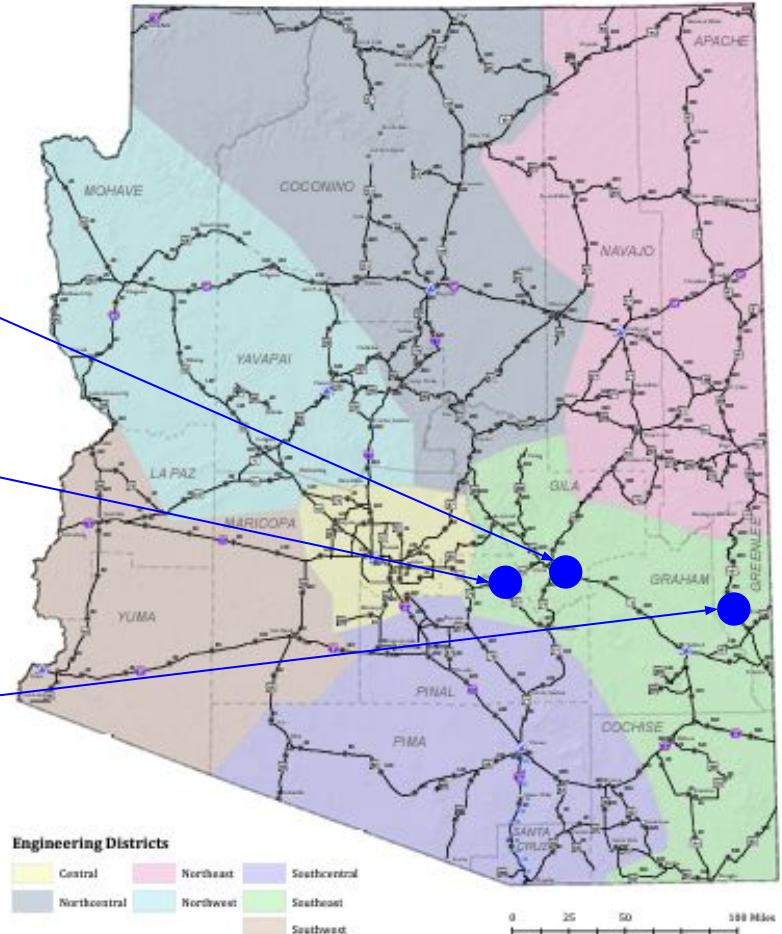
40% Complete, 45% Time Spent

## **7th Street to MP 173**

US 191, MP 163 to MP 173

Contractor: FNF Construction

75% Complete, 74% Time Spent



# Northwest District Current Projects

## Holy Moses Wash - Rattlesnake Wash

I-40, MP 46 - MP 58

Contractor: Fisher Sand & Gravel

0% Complete, 7% Time Spent

## Oldeup Hillside - N of Nothing

US 93, MP 131 - MP 141

Contractor: FNF Construction

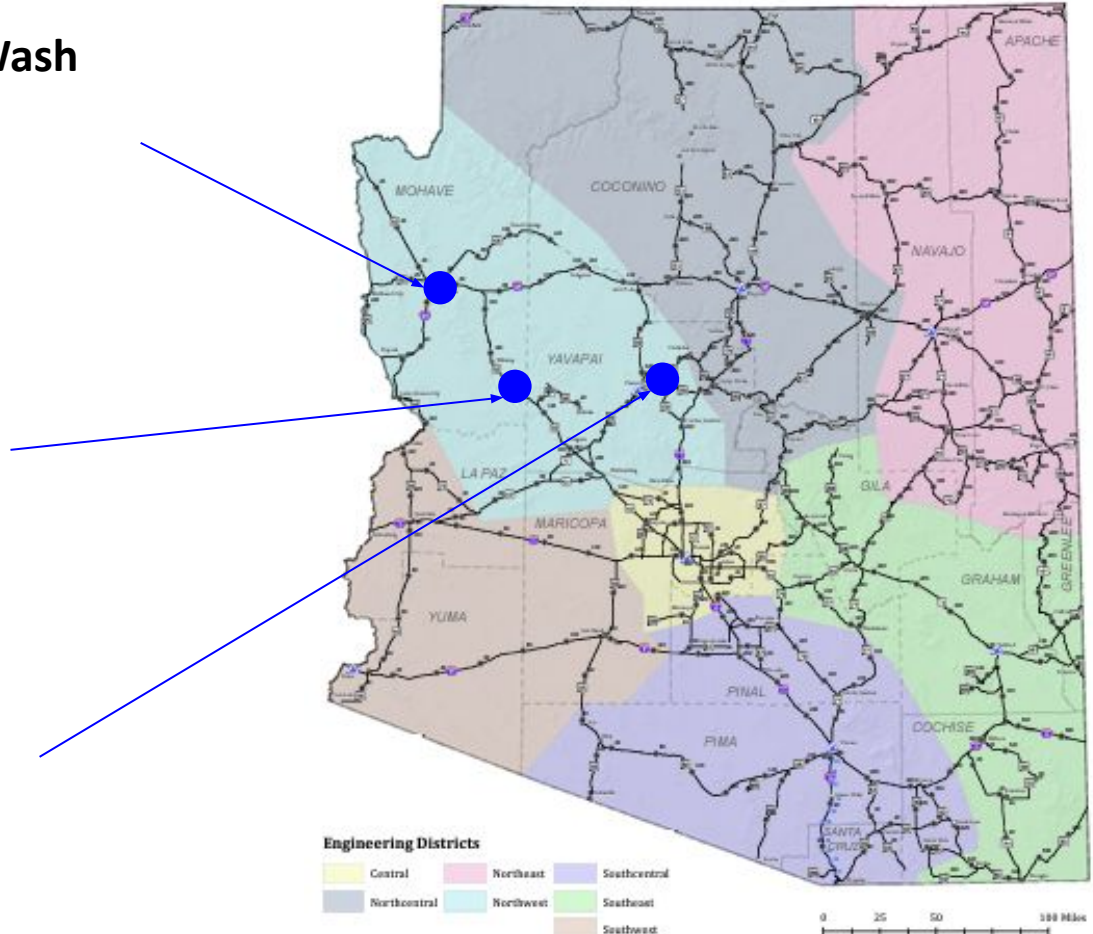
25% Complete, 17% Time Spent

## Robert Road - Lynx Creek Bridge

SR 89A Spur, MP 324.5 - MP 331.5

Contractor: Cactus Asphalt

57% Complete, 36% Time Spent



# Northeast District Current Projects

## SW Dennehotso to MP 440

US 160 MP 416 - MP 440

Contractor: Sunland Asphalt

37% Complete, 25% Time Spent

## Cross Canyon to Summit

SR 264 MP 459 - 465

Contractor: Cactus Asphalt

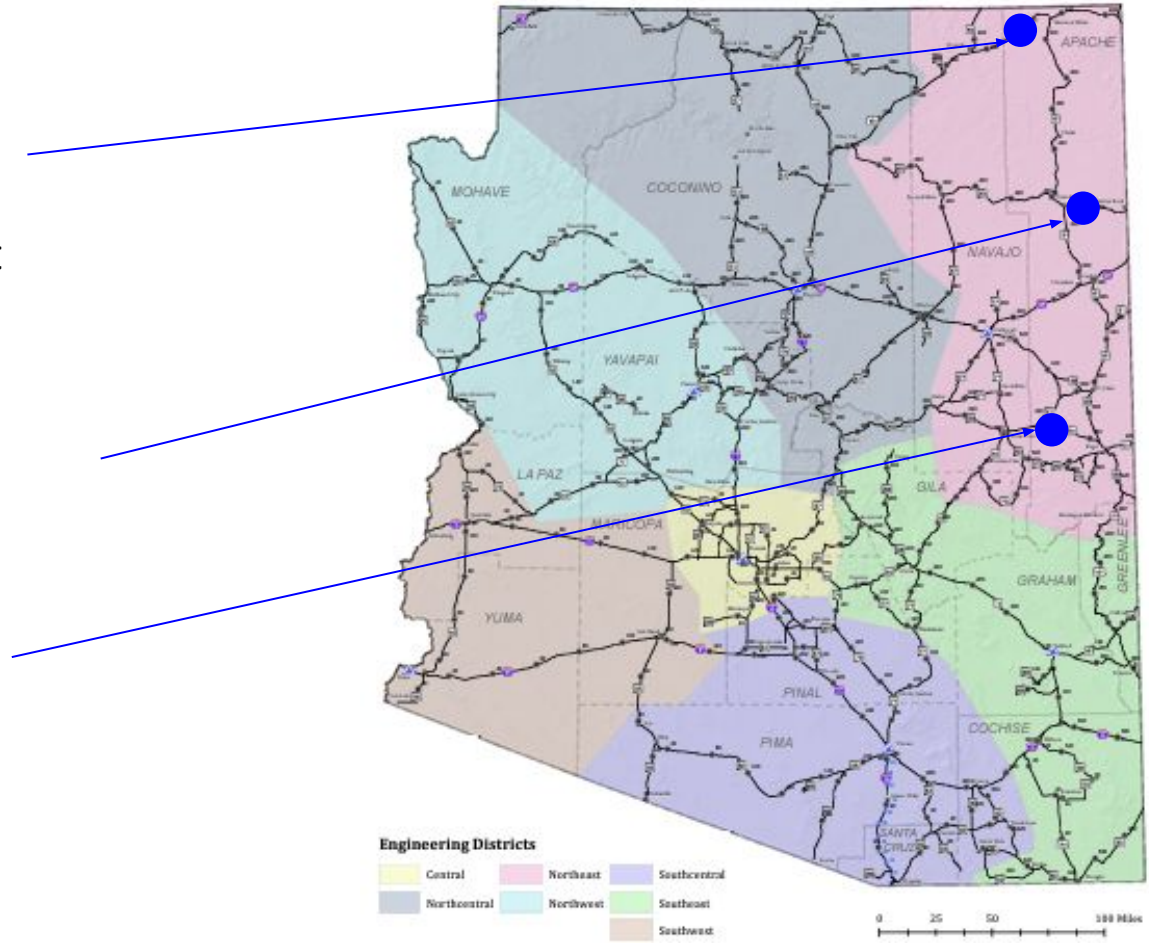
1% Complete, 17% Time Spent

## SR 61 to Wildcat Creek

US 60 MP 352.8 - 369.2

Contractor: W. W. Clyde

1% Complete, 22% Time Spent





# Central District Current Projects

## SR101 Princess to Shea

Loop 101 Expansion in Scottsdale  
76% Complete 71% Time Spent

## SR101 I-17 to 75th Ave

Loop 101 Expansion in Phoenix/Glendale  
29% Complete 29% Time Spent

## SR303 and US60

Interim Interchange Improvements  
75% Complete 88% Time Spent

## US 60X Sossaman to Meridian

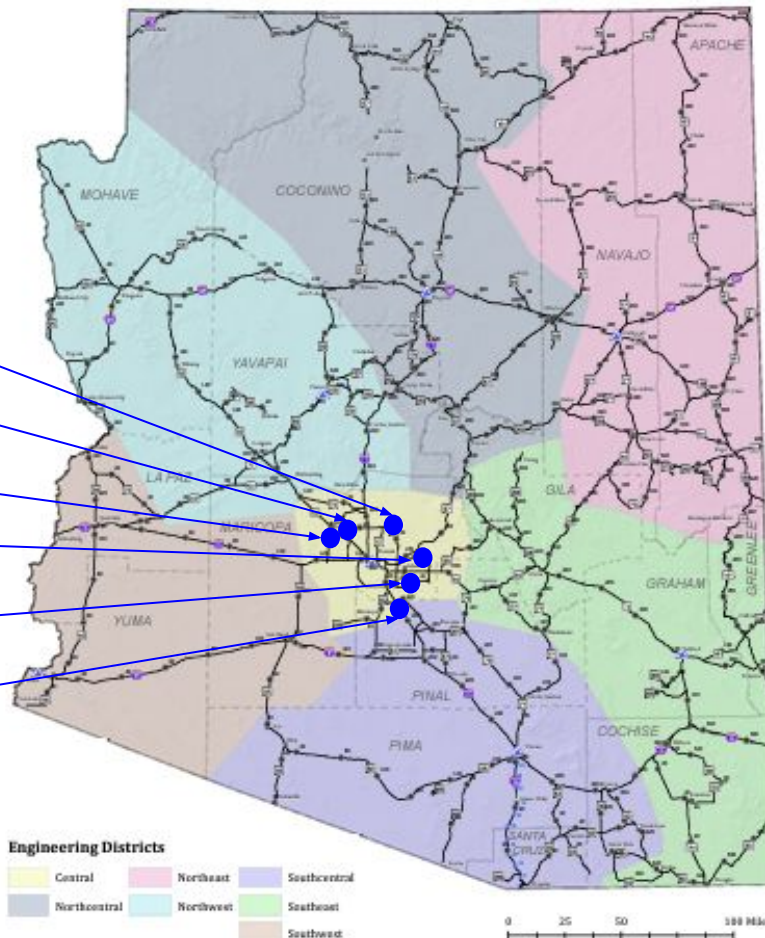
Old US60 Highway  
66% Complete 65% Time Spent

## SR202 Val Vista to SR101L

Loop 202 Expansion in Chandler/Gilbert  
37% Complete 34% Time Spent

## I-10 Gila River Bridge

Bridge Replacement  
51% Complete 47% Time Spent



## Item 10 – New Construction Contracts

Item	Highway	Low bid	State Estimate	Difference	Percent
3c	US 60	\$4,689,300	\$5,176,133	(\$486,833)	-9.4%
3d	US 70	\$3,540,965	\$3,259,680	\$281,286	8.6%
3e	SR 87	\$12,233,415	\$12,298,402	(\$64,987)	-0.5%
3f	SR 89	\$2,257,593	\$2,482,479	(\$224,886)	-9.1%
3g	SR 202L	\$1,179,920	\$1,165,595	\$14,325	1.2%
3h	STATEWIDE	\$1,891,037	\$2,103,160	(\$212,123)	-10.1%
10a	I-17	\$1,281,556	\$1,538,640	(\$257,084)	-16.7%
10b	STATEWIDE	\$356,518	\$305,113	\$51,405	16.8%
10c	SR 69	\$2,273,250	\$2,113,806	\$159,444	7.5%
10d	LOCAL	\$362,118	\$323,063	\$39,055	12.1%
TOTAL THIS MONTH		\$28,784,116	\$29,227,431	(\$443,315)	-1.5%
TOTAL FY TO DATE		\$957,569,820	\$891,482,543	\$66,087,278	7.4%

# Monthly Totals for Construction Contracts

Month	No. of Bids	Awards	Low bid	State Estimate	Difference	Percent
Jul-24	13	11	\$470,592,428	\$354,288,928	\$116,303,500	32.8%
Aug-24	15	15	\$145,345,707	\$141,346,079	\$3,999,628	2.8%
Sep-24	4	3	\$11,859,518	\$12,791,450	(\$931,932)	-7.3%
Oct-24	11	10	\$91,386,964	\$112,730,729	(\$21,343,765)	-18.9%
Nov-24	5	5	\$19,987,720	\$18,517,824	\$1,469,896	7.9%
Dec-24	1	1	\$19,771,771	\$21,630,643	(\$1,858,872)	-8.6%
Jan-25	6	5	\$49,295,541	\$67,310,680	(\$18,015,139)	-26.8%
Feb-25	5	5	\$50,591,874	\$58,300,034	(\$7,708,160)	-13.2%
Mar-25	6	6	\$32,489,181	\$36,223,034	(\$3,733,853)	-10.3%
Apr-25	8	8	\$37,465,002	\$39,115,711	(\$1,650,709)	-4.2%
May-25	10	9	\$28,784,116	\$29,227,431	(\$443,315)	-1.5%
Jun-25						
Fiscal YTD	84	78	\$957,569,820	\$891,482,543	\$66,087,278	7.4%

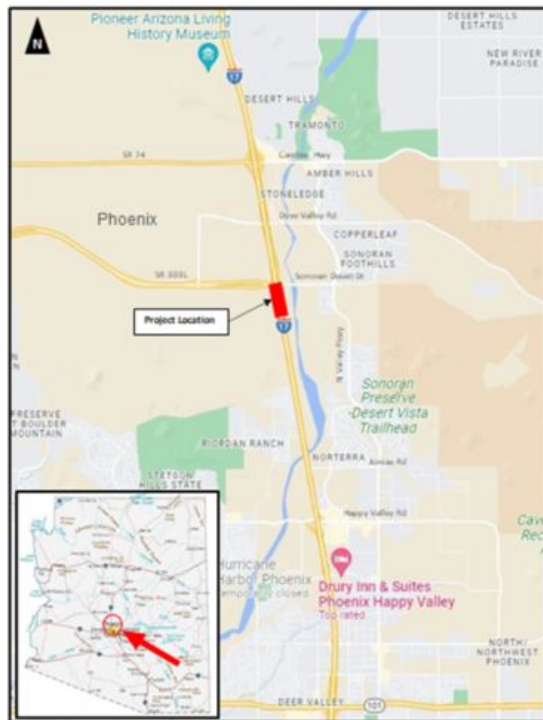
## District 1

## ROADWAY WIDENING I-17: SONORAN DESERT DRIVE NB OFF-RAMP

## Item 10a

Low Bid	\$1,281,556
State Estimate	\$1,538,640
Difference	-\$257,084
% Difference	-16.7%

**Recommendation: Postpone**





## District SW

## TIRE ANOMALY SENSORS I-40: SANDERS & TOPOCK PORTS OF ENTRY

Item 10b

Low Bid	\$356,518
State Estimate	\$305,113
<b>Difference</b>	<b>\$51,405</b>
<b>% Difference</b>	<b>16.8%</b>

### Recommendation: Award

Reasons for Difference:

- Tire Anomaly & Classification System



## District 6

## EXTEND ACCELERATION LANE SR 69: LEE BOULEVARD TO WALKER ROAD

## Item 10c

<b>Low Bid</b>	<b>\$2,273,250</b>
<b>State Estimate</b>	<b>\$2,113,806</b>
<b>Difference</b>	<b>\$159,444</b>
<b>% Difference</b>	<b>7.5%</b>

### Recommendation:

### Award to Second Lowest Bidder

#### Reasons for Difference:

- Aggregate Base
- Micro-Surfacing
- Concrete Curb



## District 5

## INSTALL HAWK SIGNAL TOWN OF EAGER

## Item 10d

<b>Low Bid</b>	<b>\$362,118</b>
<b>State Estimate</b>	<b>\$323,063</b>
<b>Difference</b>	<b>\$39,055</b>
<b>% Difference</b>	<b>12.1%</b>

**Recommendation: Award**  
Reasons for Difference:

- (1) Pole



## District 4

## PAVEMENT REHABILITATION US 60: W SANTEE ST TO US 70

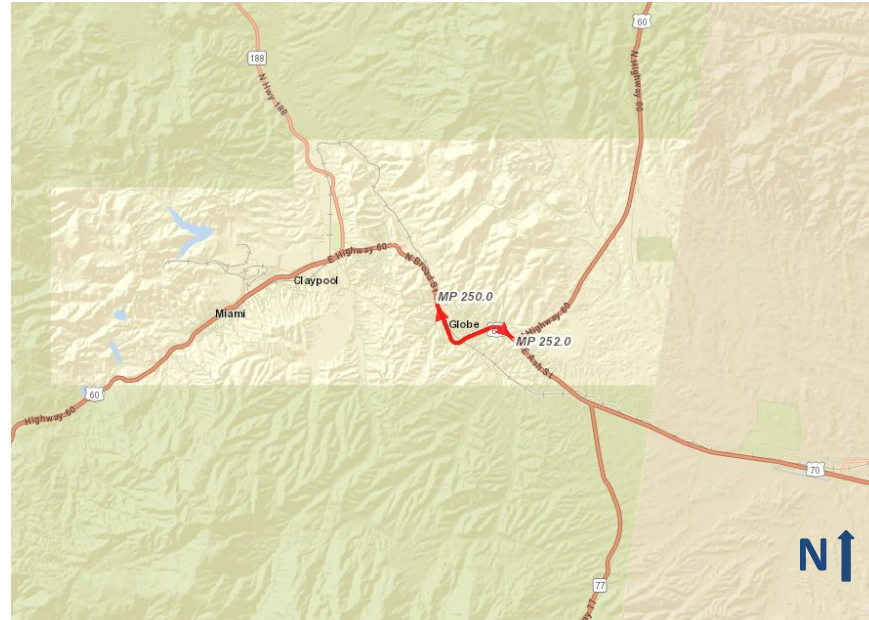
## Item 3c

Low Bid	\$4,689,300
State Estimate	\$5,176,133
Difference	-\$486,833
% Difference	-9.4%

### Recommendation: Award

#### Reasons for Difference:

- Asphalt Binder
- Bridge Deck Sealants
- Flagging Services





## District 4

## PASSING LANE US 70: COUNTY ROAD 220 - YELLOW JACKET ROAD

## Item 3d

<b>Low Bid</b>	<b>\$3,540,965</b>
<b>State Estimate</b>	<b>\$3,259,680</b>
<b>Difference</b>	<b>\$281,286</b>
<b>% Difference</b>	<b>8.6%</b>

### Recommendation: Award

Reasons for Difference:

- Asphaltic Concrete



## District 4

ARIZONA  
— DEPARTMENT OF —  
TRANSPORTATION

## PAVEMENT REHABILITATION SR 87: GREEN VALLEY PARKWAY TO CRACKERJACK ROAD

## Item 3e

Low Bid	\$12,233,415
State Estimate	\$12,298,402
Difference	-\$64,987
% Difference	-0.5%

### Recommendation: Award

Reasons for Difference:

- Asphaltic Binder



## District 6

## PASSING LANE SR 89: PAULDEN - OLD HIGHWAY 89

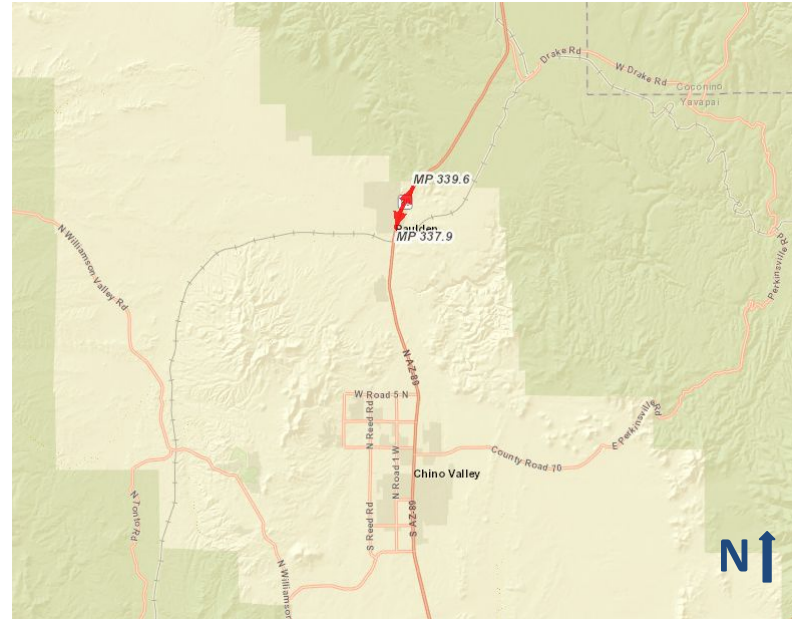
## Item 3f

Low Bid	\$2,257,593
State Estimate	\$2,482,479
Difference	-\$224,886
% Difference	-9.1%

### Recommendation: Award

#### Reasons for Difference:

- Roadway Excavation
- Aggregate Base
- Asphaltic Concrete



## District 1

## CONVERT HPS TO LED LIGHTING

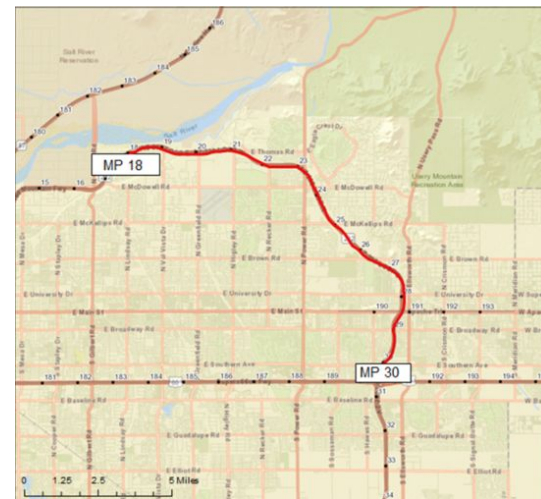
SR 202L SANTAN: GUADALUPE RD TO SANTAN VILLAGE PKWY  
SR 202L RED MOUNTAIN: VAL VISTA RD TO SOUTHERN AVE

## Item 3g

Low Bid	\$1,179,920
State Estimate	\$1,165,595
<b>Difference</b>	<b>\$14,325</b>
<b>% Difference</b>	<b>1.2%</b>

**Recommendation: Award**  
**Reasons for Difference:**

- Maintenance and Protection of Traffic





## District SW

## UPGRADE ROAD WEATHER INFO SYSTEMS (RWIS) VARIOUS LOCATIONS

## Item 3h

<b>Low Bid</b>	<b>\$1,891,037</b>
<b>State Estimate</b>	<b>\$2,103,160</b>
<b>Difference</b>	<b>-\$212,123</b>
<b>% Difference</b>	<b>-10.1%</b>

### Recommendation: Award

#### Reasons for Difference:

- Solar Poles
- Lattice Structures

