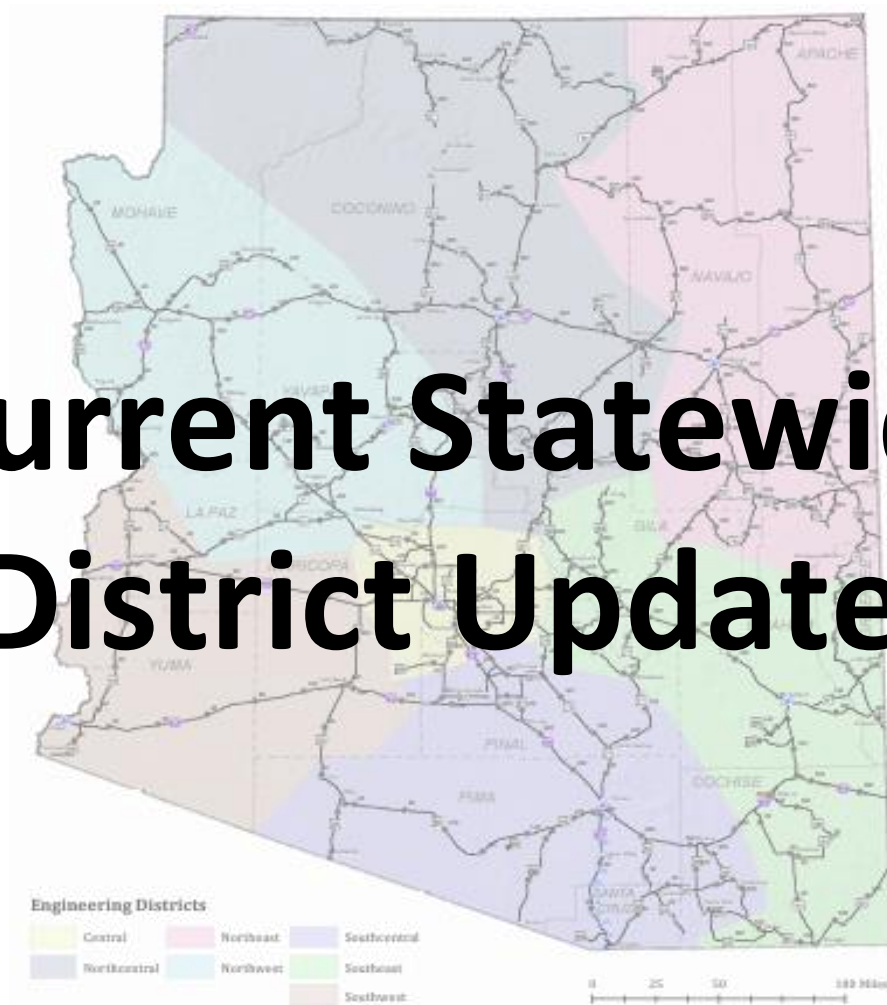


Item 9 – State Engineer's Report August 15, 2025 Summary of Active and Finalized Projects

- **97 projects under construction** **\$2.9 B**
- **13 projects finalized in July** **\$54.6 M**
- **Fiscal Year to date:** **13 projects finalized**

Current Statewide District Updates



South Central District Current Projects

I-10 Widening Ina to Ruthrauff

MP 248.03-MP 251.85

Contractor: Granite Construction

89% Complete, 88% Time Spent

I-10 Kino to Country Club

MP 262-MP 264.5 (Design Build Procurement)

Contractor: Sundt/Jacobs

NTP 1 Complete; NTP 2 Issued June 2025

I-19 Irvington TI (Design), MP 60.83

Final Design Firm: WSP

SR-90 Border Patrol Station to Moson Rd.

MP 304.4-MP 325.9

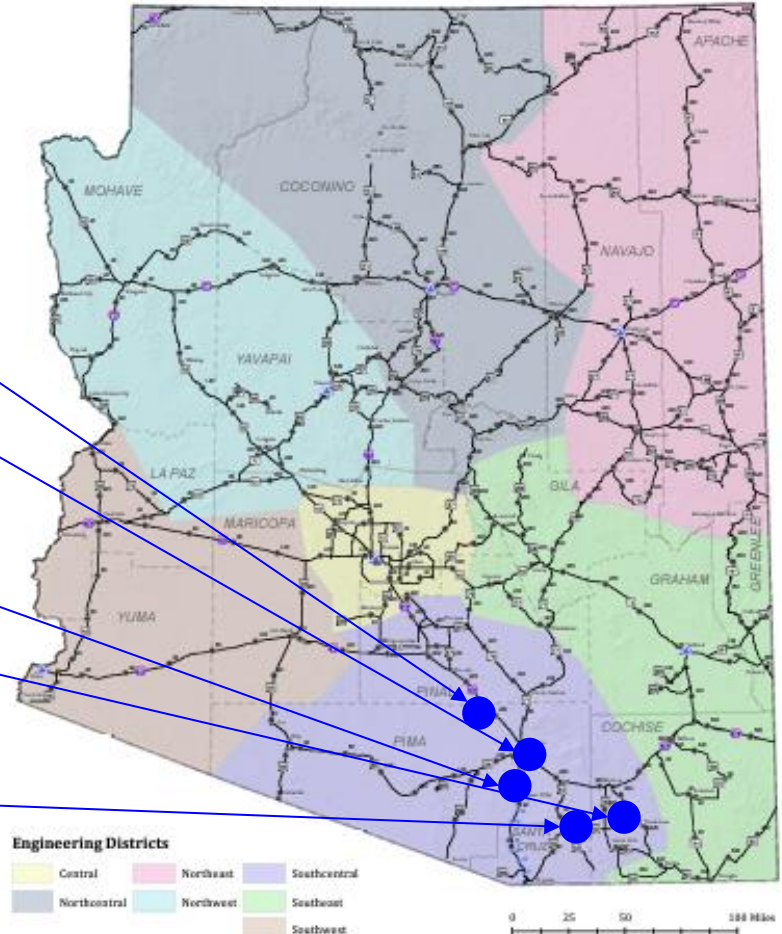
Contractor: FNF Construction

99% Complete, 106% Time Spent

SR-83 Black Oak Drive to Lower Elgin Road

MP 31-MP 29

Project advertised on 5/27. Bid Opening 7/18.



Northcentral District Current Projects

Townsend Winona to Sunset Crater Drainage Repairs

US 89 MP 423 - MP 432

Contractor: Granite Construction
61% Complete, 58% Time Spent

I-40 Broadband: CA State Line to I-17/I-40 T.I.

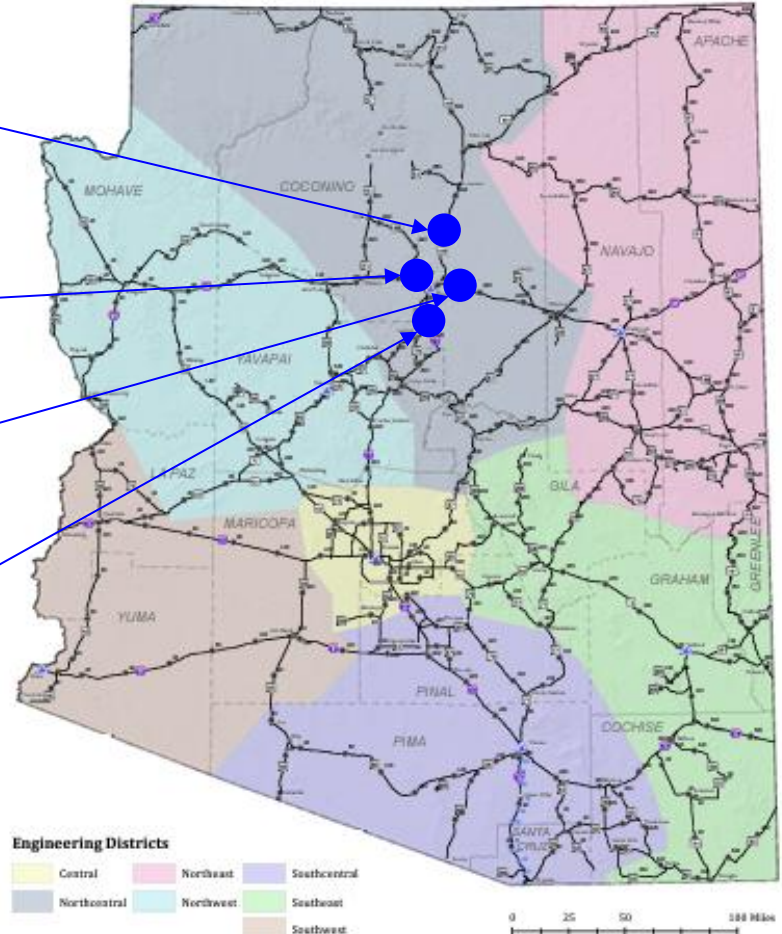
Contractor: EX² Technologies, LLC
45% Complete, 40% Time Spent

Roundabout, City of Flagstaff

Fourth St/Cedar Ave/ Lockett Rd
Contractor: Fann Contracting
51% Complete, 62% Time Spent

Willard Springs Wildlife Overpass

Contractor: SEMA Construction
38% Complete, 36% Time Spent



Southwest District Current Projects

Statewide Road Weather Info System Upgrade

Contractor: Roadway Electric, LLC.

0% Complete, 0% Time Spent

I-10, Salome Rd-Tonopah

MP 80 - 90 Pav. Pres.

Contractor: Fisher Sand & Gravel

86% Complete, 63% Time Spent

SR 95, Tyson St.-N. Of Quartzsite

MP 109 - 111 Pav. Pres.

Contractor: FNF Construction, Inc.

98% Complete, 81% Time Spent

Yuma County, Co.19th St & Ave G Rumble Strip

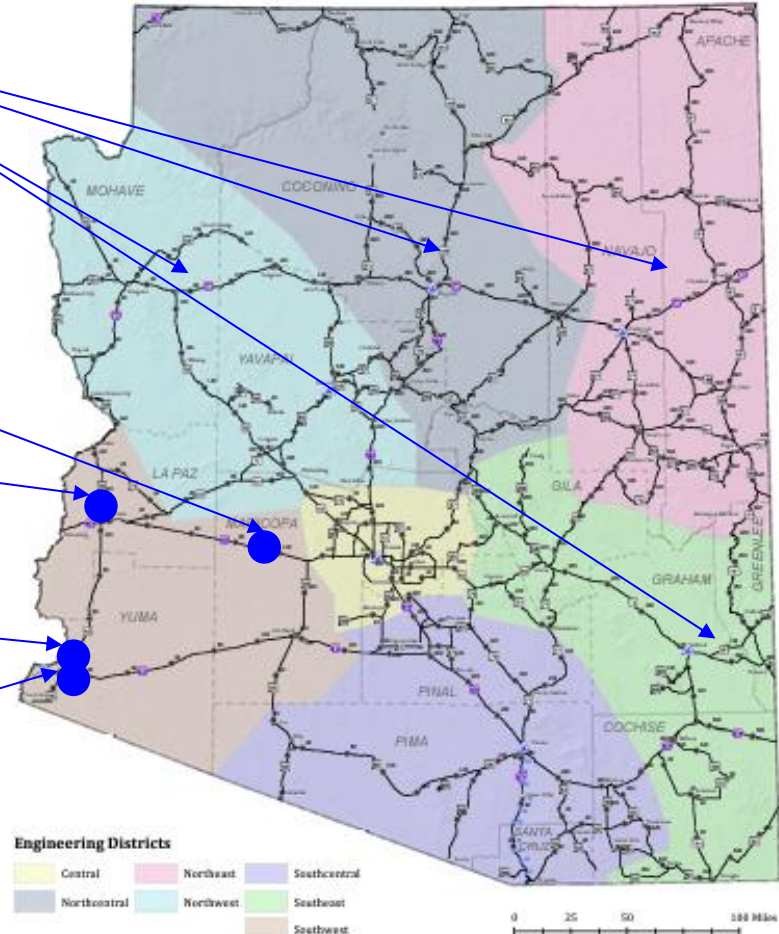
Contractor: Pavement Marking, LLC

86% Complete, 43% Time Spent

Yuma County Pavement Marking

Contractor: Pavement Marking, LLC

100% Complete, 43% Time Spent



Southeast District Current Projects

Schulze Ranch - Town of Miami

US 60, MP 241.4 to MP 242.2

Contractor: Meridian Engineering Company

68% Complete, 93% Time Spent

Queen Creek Bridge

US 60, MP 227.7

Contractor: Ames Construction

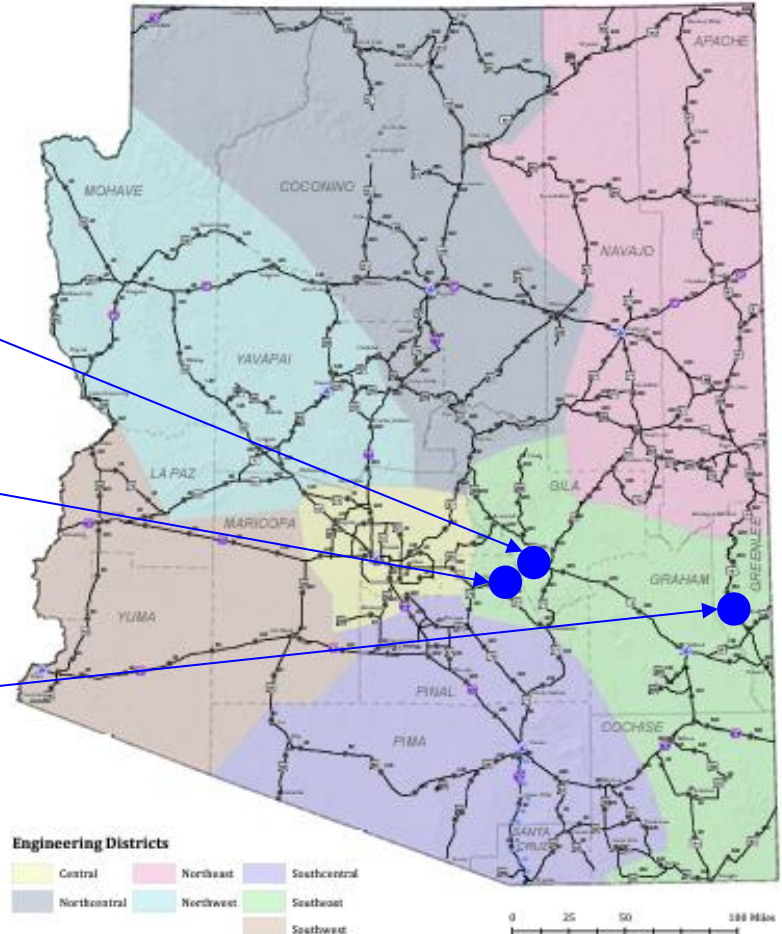
43% Complete, 51% Time Spent

7th Street to MP 173

US 191, MP 163 to MP 173

Contractor: FNF Construction

96% Complete, 89% Time Spent



Northwest District Current Projects

W Kingman TI

I-40, MP 48 - MP 52

Contractor: Fisher Sand & Gravel

46% Complete, 47% Time Spent

Fort Rock to Markham Wash

I-40 WB, MP 92 - MP 108

Contractor: Sunland Asphalt & Construction

14% Complete, 30% Time Spent

S Palo Verde Blvd to Price Rd

SR 95, MP 183 - MP 188

Contractor: Combs Construction

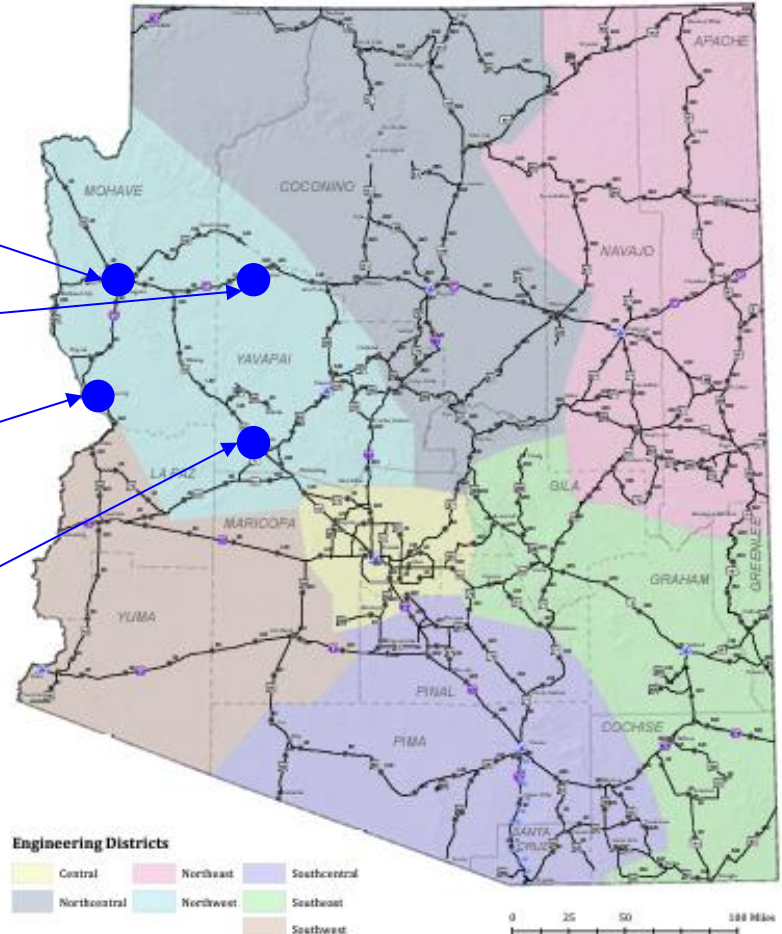
49% Complete, 31% Time Spent

MP 172 to Moore Ranch Rd

US 93, MP 172 - MP 185

Contractor: FNF Construction

15% Complete, 12% Time Spent



Northeast District Current Projects

Cross Canyon to Summit

SR 264 MP 459 - 465

Contractor: Cactus Asphalt

67% Complete, 48% Time Spent

Allentown TI

I 40 MP 351.35

Contractor: FNF

50% Complete, 32% Time Spent

Little Mormon Lake Rd - Bell Spring

US 60 MP 345.71 - 346.93

Contractor: FANN Contracting

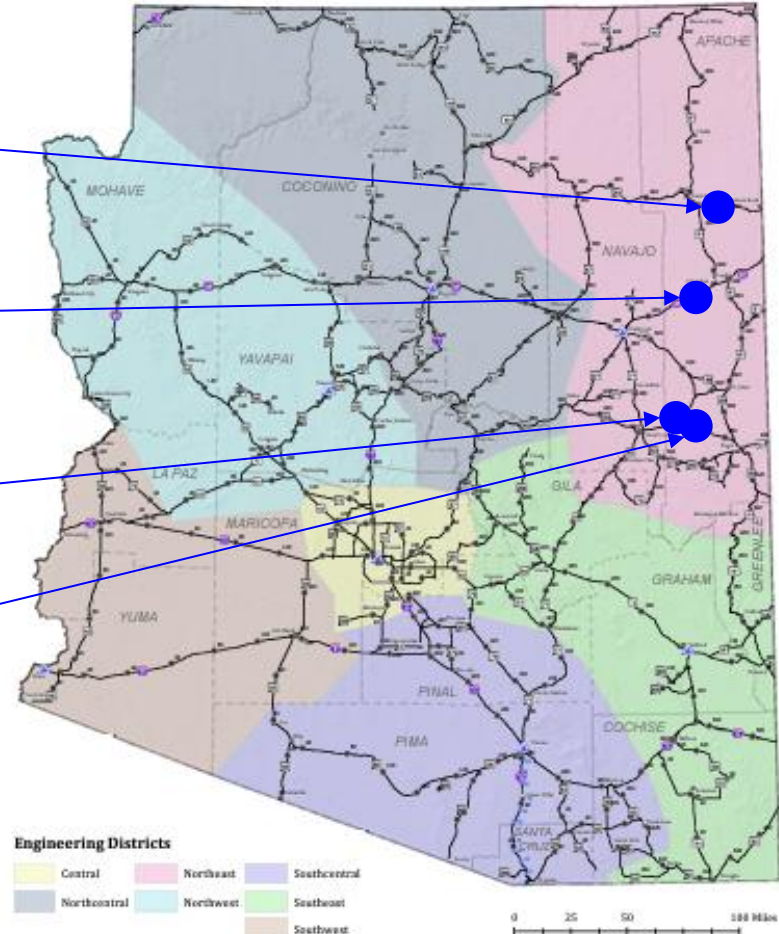
20% Complete, 37% Time Spent

SR 61 to Wildcat Creek

US 60 MP 352.8 - 369.2

Contractor: W. W. Clyde

21% Complete, 55% Time Spent



Central District Current Projects

I-17 SR74 to Anthem Way

I-17 Pavement Rehabilitation in Phoenix
8% Complete 24% Time Spent

SR101 Princess to Shea

Loop 101 Expansion in Scottsdale
83% Complete 80% Time Spent

SR101 I-17 to 75th Ave

Loop 101 Expansion in Phoenix/Glendale
36% Complete 35% Time Spent

SR303 and US60

Interim Interchange Improvements
99% Complete 99% Time Spent

US 60X Sossaman to Meridian

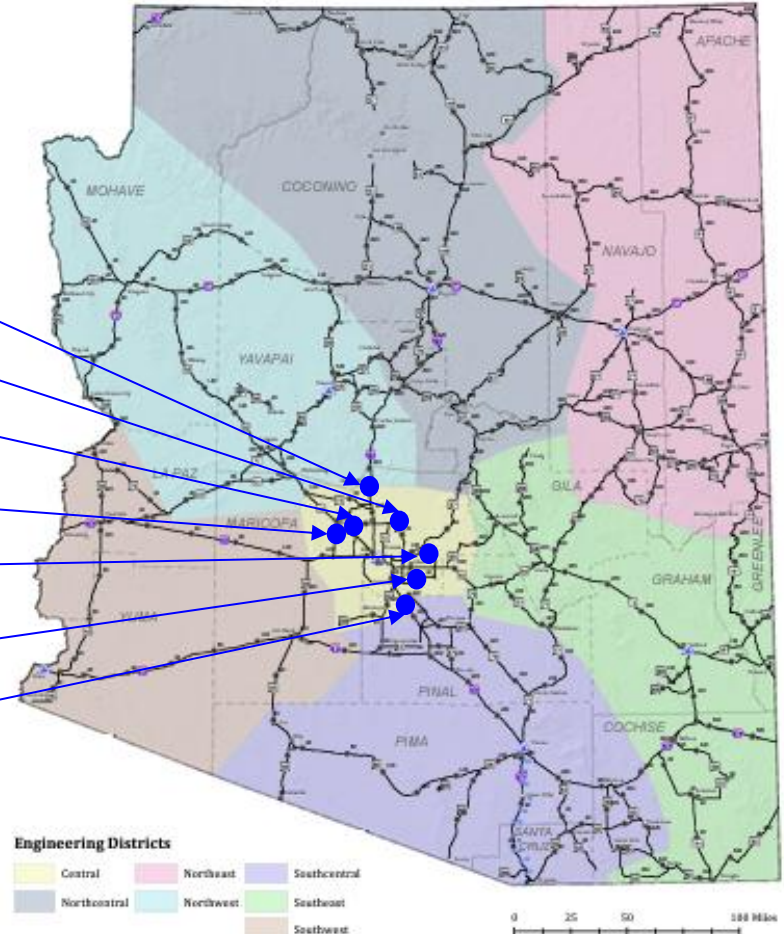
Old US60 Highway
71% Complete 73% Time Spent

SR202 Val Vista to SR101L

Loop 202 Expansion in Chandler/Gilbert
43% Complete 41% Time Spent

I-10 Gila River Bridge

Bridge Replacement
62% Complete 54% Time Spent



Item 10 – New Construction Contracts

| Item | Highway | Low bid | State Estimate | Difference | Percent |
|-------------------------|---------|---------------|----------------|----------------|---------|
| 3b | I-17 | \$6,514,572 | \$6,975,979 | (\$461,407) | -6.6% |
| 3c | SR 83 | \$3,929,810 | \$4,363,166 | (\$433,356) | -9.9% |
| 3d | US 93 | \$1,879,227 | \$1,720,251 | \$158,976 | 9.2% |
| 3e | SR 187 | \$9,831,499 | \$11,172,442 | (\$1,340,943) | -12.0% |
| 3f | SR 303L | \$1,794,209 | \$1,933,531 | (\$139,322) | -7.2% |
| 10a | US 60 | \$4,930,930 | \$7,339,719 | (\$2,408,789) | -32.8% |
| 10b | SR 289 | \$9,539,524 | \$12,745,469 | (\$3,205,945) | -25.2% |
| 10c | LOCAL | \$176,080 | \$218,223 | (\$42,143) | -19.3% |
| 10d | LOCAL | \$341,807 | \$423,659 | (\$81,852) | -19.3% |
| 10e | LOCAL | \$1,185,555 | \$1,750,792 | (\$565,237) | -32.3% |
| TOTAL THIS MONTH | | \$38,937,658 | \$46,892,438 | (\$7,954,780) | -17.0% |
| TOTAL FY TO DATE | | \$101,721,740 | \$114,903,167 | (\$13,181,427) | -11.5% |

Monthly Totals for Construction Contracts

| Month | No. of Bids | Awards | Low bid | State Estimate | Difference | Percent |
|------------|-------------|--------|---------------|----------------|----------------|---------|
| Jul-25 | 12 | 12 | \$62,784,082 | \$68,010,729 | (\$5,226,647) | -7.7% |
| Aug-25 | 10 | 9 | \$38,937,658 | \$46,892,438 | (\$7,954,780) | -17.0% |
| Sep-25 | | | | | | |
| Oct-25 | | | | | | |
| Nov-25 | | | | | | |
| Dec-25 | | | | | | |
| Jan-26 | | | | | | |
| Feb-26 | | | | | | |
| Mar-26 | | | | | | |
| Apr-26 | | | | | | |
| May-26 | | | | | | |
| Jun-26 | | | | | | |
| Fiscal YTD | 22 | 21 | \$101,721,740 | \$114,903,167 | (\$13,181,427) | -11.5% |

District 1

PAVEMENT REHABILITATION US 60: MORRISTOWN - WICKENBURG

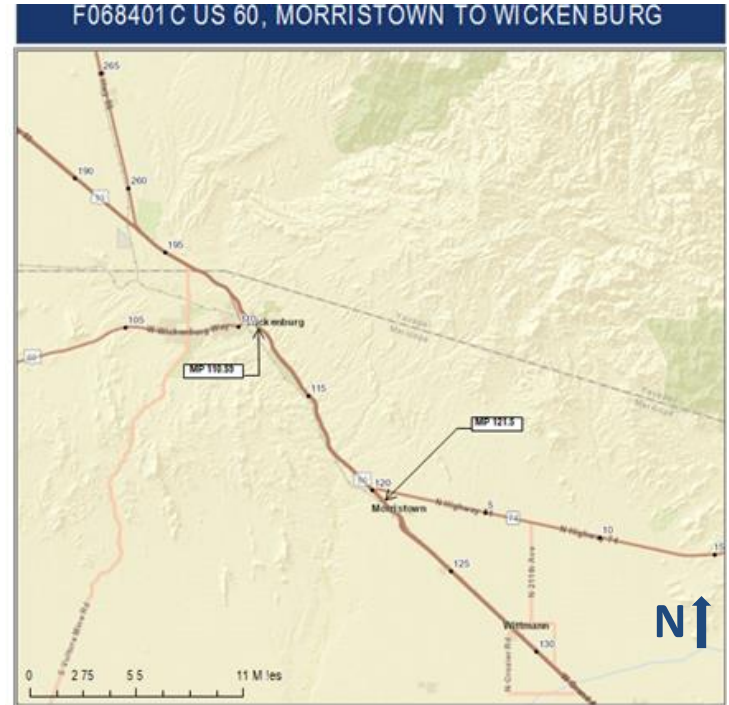
Item 10a

| | |
|----------------|--------------|
| Low Bid | \$4,930,930 |
| State Estimate | \$7,339,719 |
| Difference | -\$2,408,789 |
| % Difference | -32.8% |

Recommendation: Award

Reasons for Difference:

- Dry Mineral Aggregate
- Asphalt Binder
- Asphaltic Concrete



District 3

PAVEMENT REHABILITATION SR 289: I-19 - PENA BLANCA LAKE

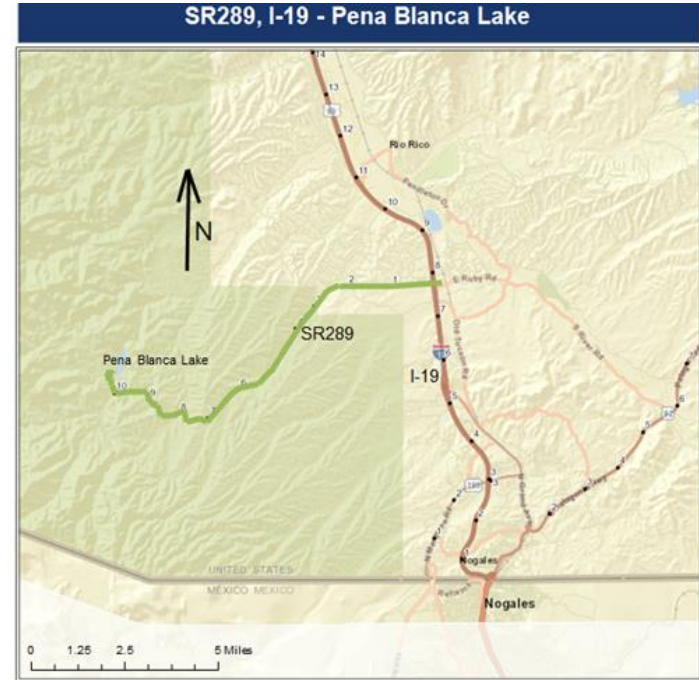
Item 10b

| | |
|----------------|--------------|
| Low Bid | \$9,539,524 |
| State Estimate | \$12,745,469 |
| Difference | -\$3,205,945 |
| % Difference | -25.2% |

Recommendation: Award

Reasons for Difference:

- Cover Material
- Asphalt Binder
- Asphaltic Concrete
- Milling



District 5

**INTERSECTION IMPROVEMENTS
APACHE COUNTY**

Item 10c

| | |
|-----------------------|------------------|
| Low Bid | \$176,080 |
| State Estimate | \$218,223 |
| Difference | -\$42,143 |
| % Difference | -19.3% |

Recommendation: Award

Reasons for Difference:

- Warning Sign w/ Flashing Beacons



District 6

**RUMBLE STRIPS
MOHAVE COUNTY**

Item 10d

| | |
|----------------|-----------|
| Low Bid | \$341,807 |
| State Estimate | \$423,659 |
| Difference | -\$81,852 |
| % Difference | -19.3% |

Recommendation: Award

Reasons for Difference:

- Obliteration of Pavement Markings
- Truck-Mounted Attenuator



District 6

CURVE REALIGNMENT, LEFT TURN LANES YUMA COUNTY

Item 10e

| | |
|----------------|-------------|
| Low Bid | \$1,185,555 |
| State Estimate | \$1,750,792 |
| Difference | -\$565,237 |
| % Difference | -32.3% |

Recommendation: **Reject**

Reasons for Rejection:

- Did not meet DBE goal Requirements.



District 6

PAVEMENT REHABILITATION I-17: SUNSET POINT TO SR 69

Item 3b

| | |
|-----------------------|--------------------|
| Low Bid | \$6,514,572 |
| State Estimate | \$6,975,979 |
| Difference | -\$461,407 |
| % Difference | -6.6% |

Recommendation: Award

Reasons for Difference:

- Asphalt Binder
- Stabilizing Additive



District 3

**PAVEMENT REHABILITATION
SR 83: BLACK OAK DR TO LOWER ELGIN RD**

Item 3d

| | |
|-----------------------|--------------------|
| Low Bid | \$3,929,810 |
| State Estimate | \$4,363,166 |
| Difference | -\$433,356 |
| % Difference | -9.9% |

Recommendation: Award

Reasons for Difference:

- Asphalt Binder
- Asphaltic Concrete



District 6

**INTERSECTION IMPROVEMENTS
US 93: W TONY AVE - W ROCKY POINT AVE**

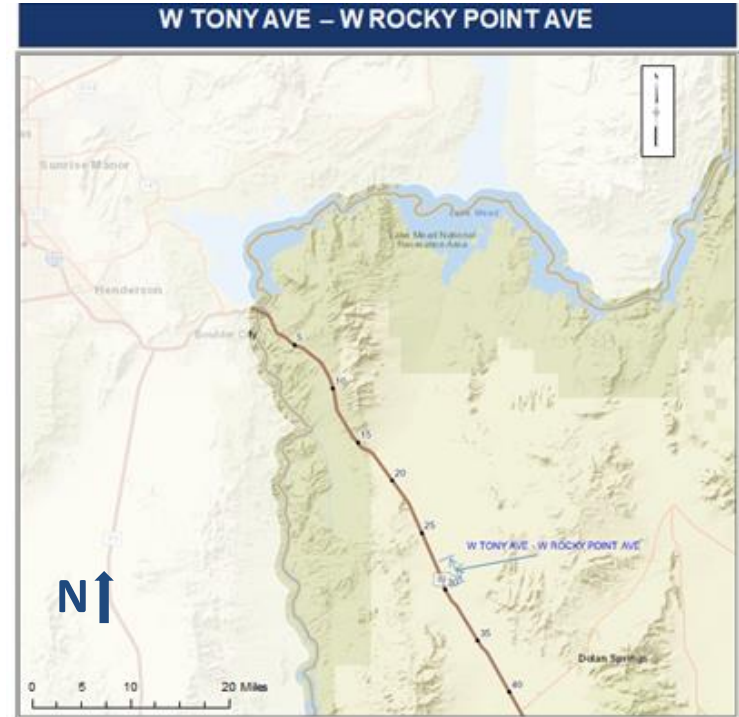
Item 3d

| | |
|-----------------------|--------------------|
| Low Bid | \$1,879,227 |
| State Estimate | \$1,720,251 |
| Difference | \$158,976 |
| % Difference | 9.2% |

Recommendation: Award

Reasons for Difference:

- Aggregate Base
- DPS Flagging Services



District 4

PAVEMENT REHABILITATION SR 187: SR 387 TO SR 87

Item 3e

| | |
|-----------------------|---------------------|
| Low Bid | \$9,831,499 |
| State Estimate | \$11,172,442 |
| Difference | -\$1,340,943 |
| % Difference | -12.0% |

Recommendation: Award
Reasons for Difference:

- Aggregate Base
- Asphalt Binder
- Asphaltic Concrete



INTERSECTION IMPROVEMENTS

SR 303L: SR 303L & US 60 TI ROUND 2.0

Item 3f

Recommendation: Award
Reasons for Difference:

- Roadway Excavation

