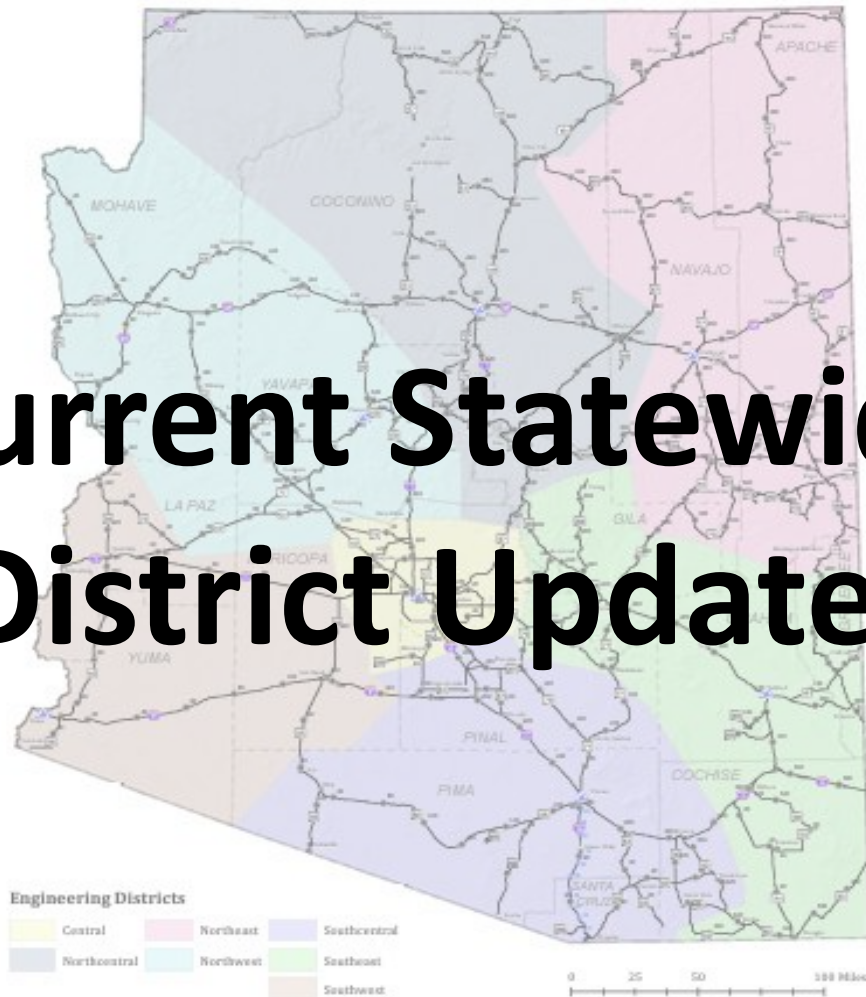


- 99 projects under construction \$2.3 B
- 13 projects finalized in August \$186.5 M
- Fiscal Year to date: 26 projects finalized

Current Statewide District Updates



South Central District Current Projects

I-10 Widening Ina to Ruthrauff

MP 248.03-MP 251.85

Contractor: Granite Construction

89% Complete, 91% Time Spent

I-10 Kino to Country Club

MP 262-MP 264.5 (Design Build Procurement)

Contractor: Sundt/Jacobs

NTP 1 Complete; NTP 2 Issued June 2025

I-19 Irvington TI (Design), MP 60.83

Final Design Firm: WSP

SR-90 Border Patrol Station to Moson Rd.

MP 304.4-MP 325.9

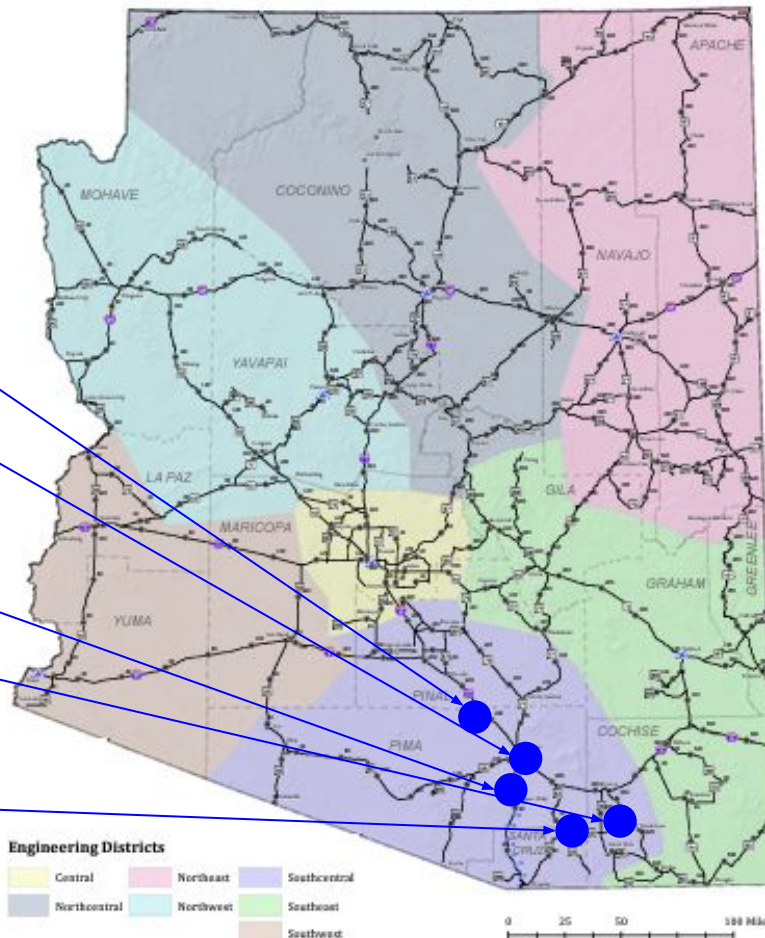
Contractor: FNF Construction

99% Complete, 106% Time Spent

SR-83 Black Oak Drive to Lower Elgin Road

MP 31-MP 29

Project Awarded 8/15



Northcentral District Current Projects

Townsend Winona to Sunset Crater Drainage Repairs

US 89 MP 423 - MP 432

Contractor: Granite Construction

76% Complete, 74% Time Spent

I-40 Broadband: CA State Line to I-17/I-40 T.I.

Contractor: EX² Technologies, LLC

53% Complete, 46% Time Spent

Roundabout, City of Flagstaff

Fourth St/Cedar Ave/ Lockett Rd

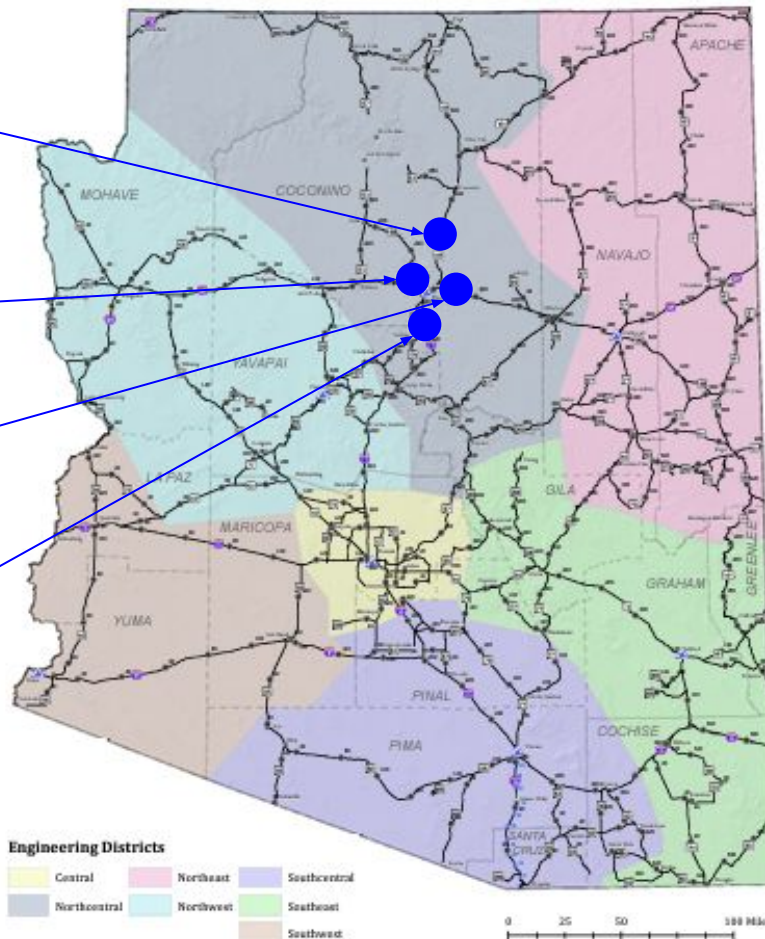
Contractor: Fann Contracting

74% Complete, 85% Time Spent

Willard Springs Wildlife Overpass

Contractor: SEMA Construction

47% Complete, 49% Time Spent



Southwest District Current Projects

Statewide Road Weather Info System Upgrade

Contractor: Roadway Electric, LLC.

3% Complete, 0% Time Spent

State Route 72, NW Bouse-SE Bouse

MP 20.44-30 Pav. Pres.

Contractor: FNF Construction, Inc.

15% Complete, 6% Time Spent

SR 95, Tyson St.-N. Of Quartzsite

MP 109 - 111 Pav. Pres.

Contractor: FNF Construction, Inc.

98% Complete, 81% Time Spent

I-10, Salome Rd-Tonopah

MP 80 - 90 Pav. Pres.

Contractor: Fisher Sand & Gravel

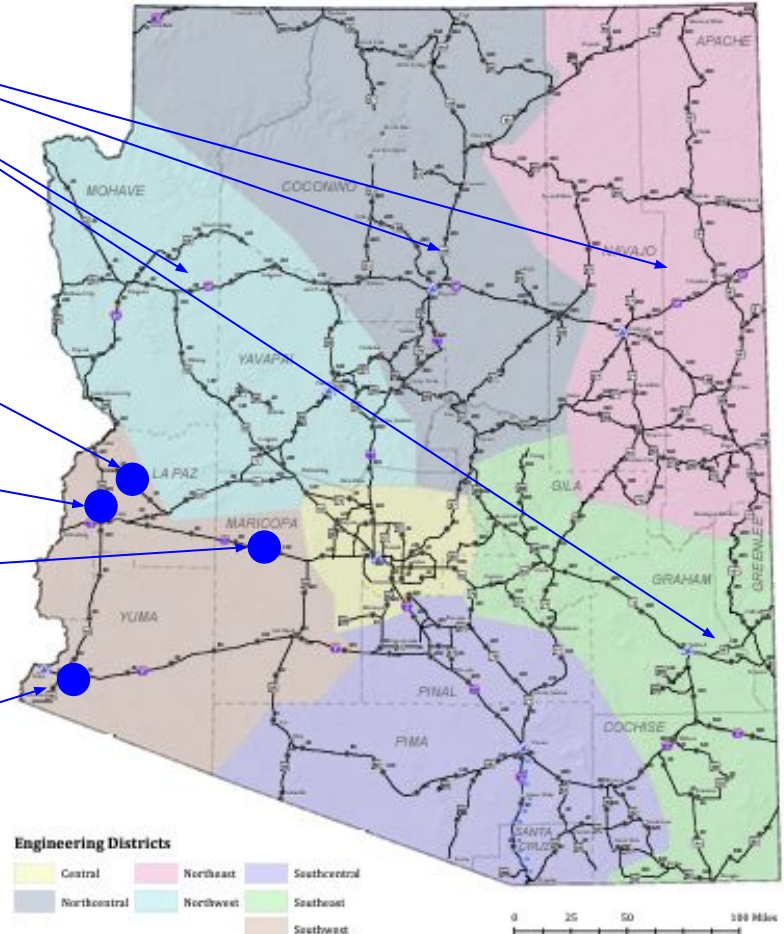
91% Complete, 73% Time Spent

Yuma County, Co. 14th St & Avenue 4E

Traffic Signal Installation

Contractor: DPE Construction, Inc.

1% Complete, 0% Time Spent



Southeast District Current Projects

W Santee St to US 70

US 60, MP 250.1 to MP 252.1

Contractor: Granite Construction

4% Complete, 21% Time Spent

County Rd 220 - Yellowjacket Rd

US 70, MP 287.9 to MP 289

Contractor: Show Low Construction

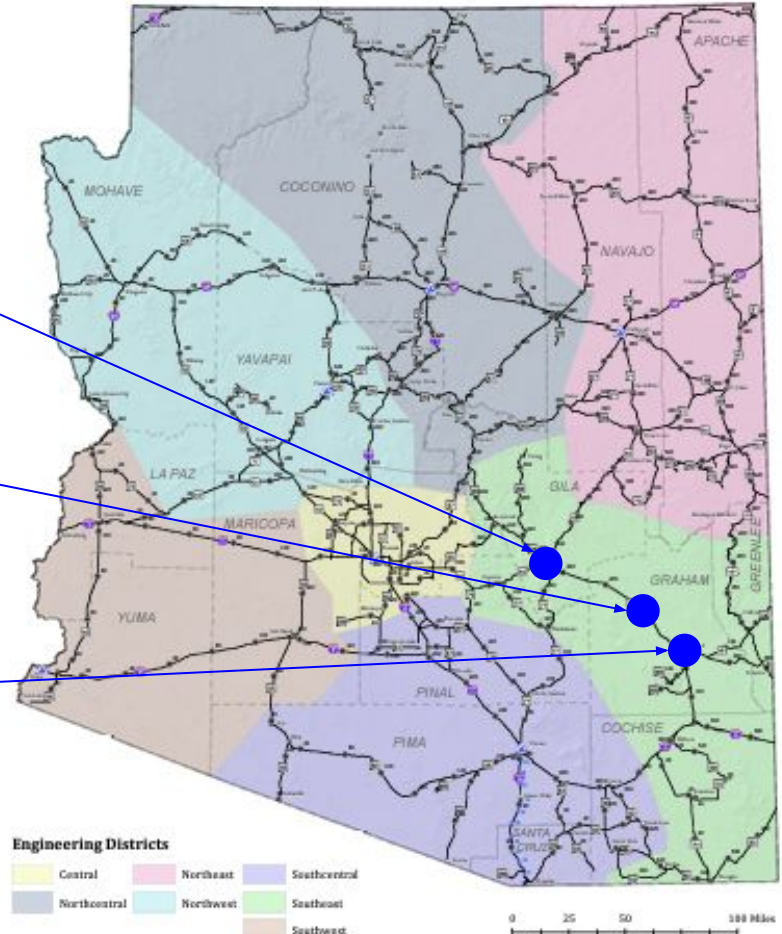
23% Complete, 18% Time Spent

Reay Lane - 8th Street

US 70, MP 335 to MP 340

Contractor: Sunland Asphalt & Construction

0% Complete, 5% Time Spent



Northwest District Current Projects

Holy Moses Wash to Rattlesnake Wash

I-40, MP 47 - MP 58

Contractor: Fisher Sand & Gravel

10% Complete, 36% Time Spent

Rancho Santa Fe TI

I-40 WB, MP 56 - MP 57

Contractor: Pulice Construction

45% Complete, 45% Time Spent

E. Oldeup Hillside to North of Nothing

US 93, MP 131 - MP 144

Contractor: FNF Construction

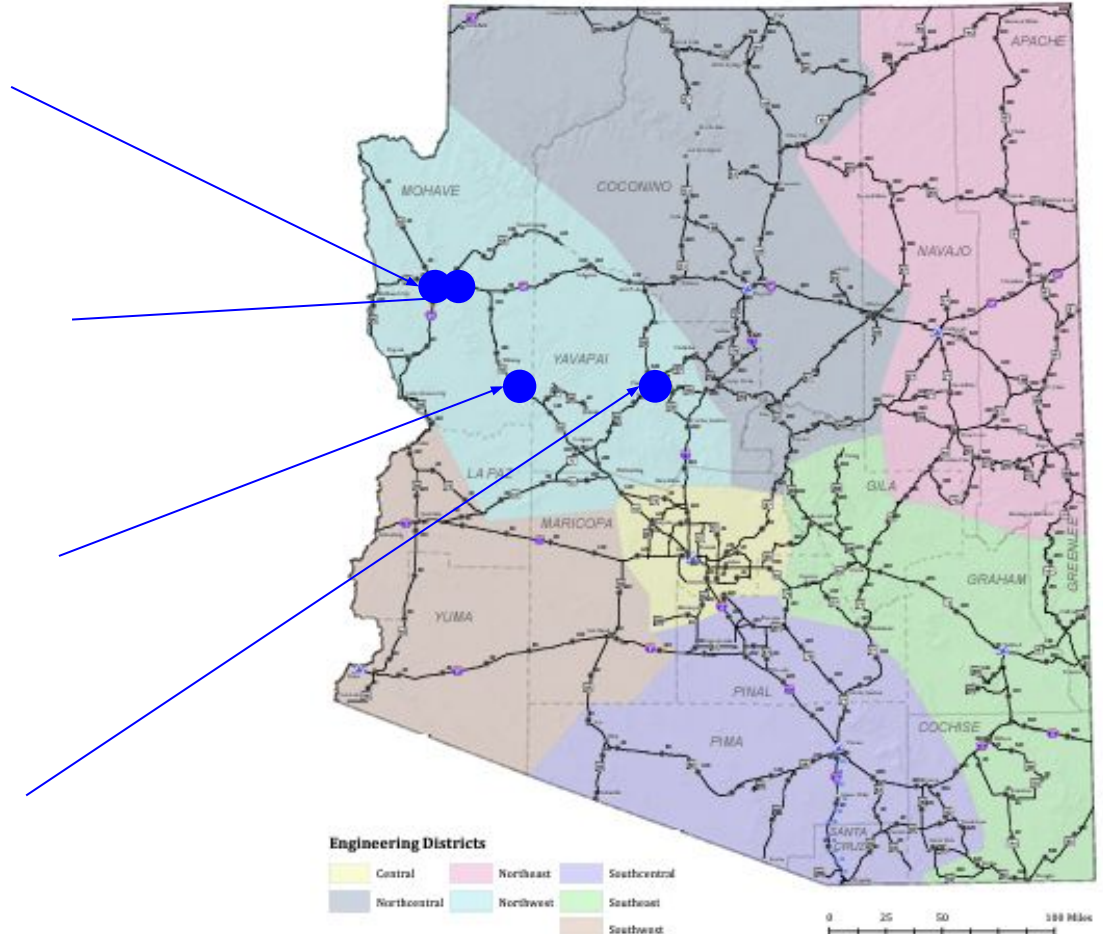
36% Complete, 45% Time Spent

Lee Boulevard to Walker Road

SR 69, MP 292 - MP 293

Contractor: Asphalt Paving & Supply

18% Complete, 24% Time Spent



Northeast District Current Projects

Cross Canyon to Summit

SR 264 MP 459 - 465

Contractor: Cactus Asphalt

67% Complete, 48% Time Spent

Allentown TI

I 40 MP 351.35

Contractor: FNF

50% Complete, 32% Time Spent

Little Mormon Lake Rd - Bell Spring

US 60 MP 345.71 - 346.93

Contractor: FANN Contracting

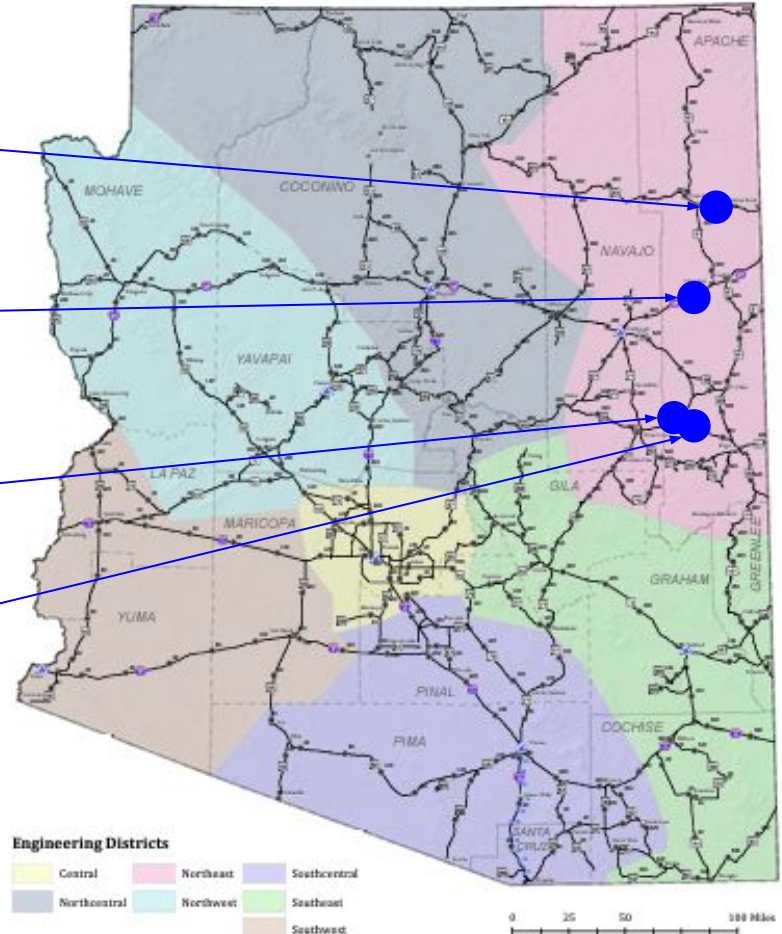
20% Complete, 37% Time Spent

SR 61 to Wildcat Creek

US 60 MP 352.8 - 369.2

Contractor: W. W. Clyde

21% Complete, 55% Time Spent



Central District Current Projects

I-17 SR74 to Anthem Way

I-17 Pavement Rehabilitation in Phoenix

14% Complete 36% Time Spent

SR101 Princess to Shea

Loop 101 Expansion in Scottsdale

86% Complete 84% Time Spent

SR101 I-17 to 75th Ave

Loop 101 Expansion in Phoenix/Glendale

41% Complete 39% Time Spent

US 60X Sossaman to Meridian

Old US60 Highway

74% Complete 77% Time Spent

SR202 Val Vista to SR101L

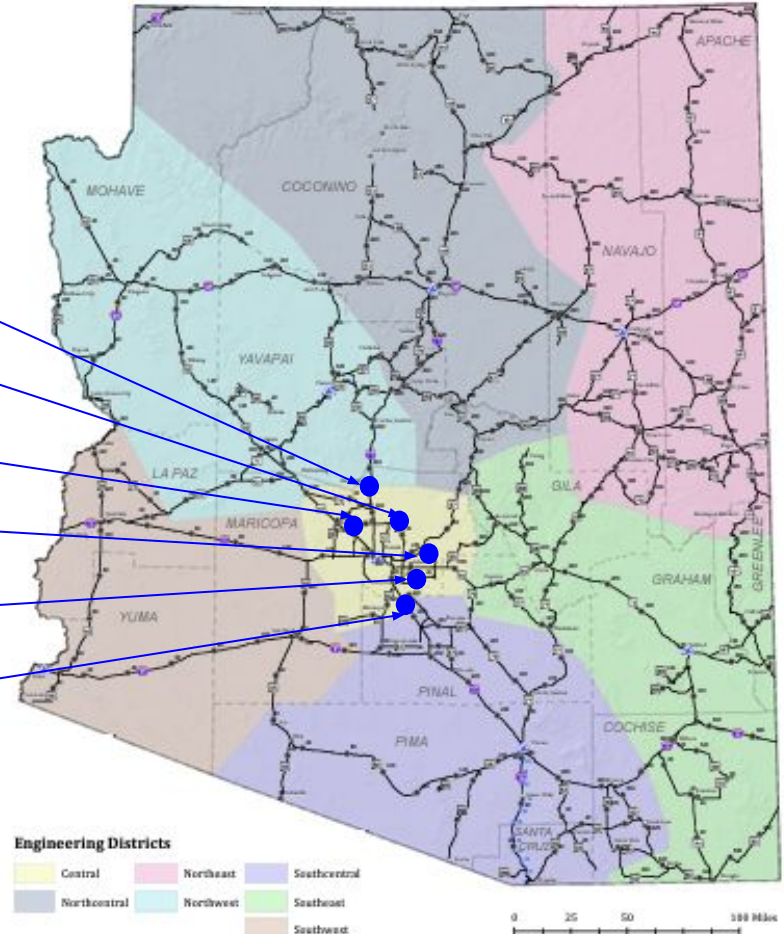
Loop 202 Expansion in Chandler/Gilbert

47% Complete 45% Time Spent

I-10 Gila River Bridge

Bridge Replacement

65% Complete 58% Time Spent



Item 9 – New Construction Contracts

Item	Highway	Low bid	State Estimate	Difference	Percent
3d	I-10	\$151,062,012	\$150,490,366	\$571,646	0.4%
3e	I-40	\$6,969,543	\$7,756,118	(\$786,575)	-10.1%
3f	US 70	\$3,446,236	\$3,358,051	\$88,185	2.6%
3g	SR 387	\$548,062	\$633,661	(\$85,599)	-13.5%
3h	US 60	\$579,062	\$561,945	\$17,117	3.0%
3i	LOCAL	\$1,013,685	\$1,004,479	\$9,206	0.9%
9a	I-10 & SR 303L	\$2,169,000	\$2,953,330	(\$784,330)	-26.6%
9b	LOCAL	\$847,334	\$678,097	\$169,238	25.0%
9c	LOCAL	\$544,444	\$659,979	(\$115,535)	-17.5%
9d	LOCAL	\$1,239,831	\$966,685	\$273,146	28.3%
9e	LOCAL	\$766,000	\$973,221	(\$207,221)	-21.3%
TOTAL THIS MONTH		\$169,185,208	\$170,035,931	(\$850,723)	-0.5%
TOTAL FY TO DATE		\$270,906,948	\$284,939,098	(\$14,032,150)	-4.9%

Monthly Totals for Construction Contracts

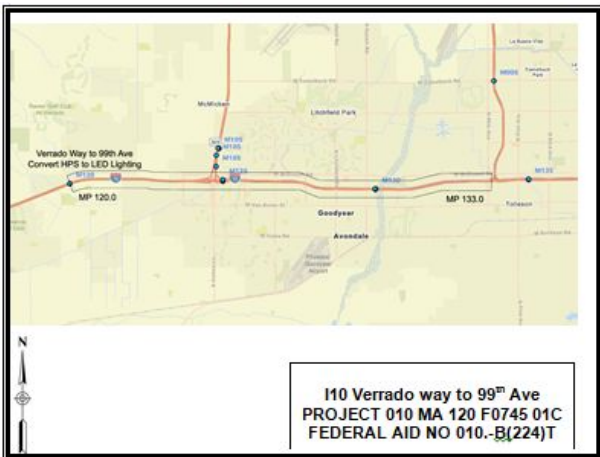
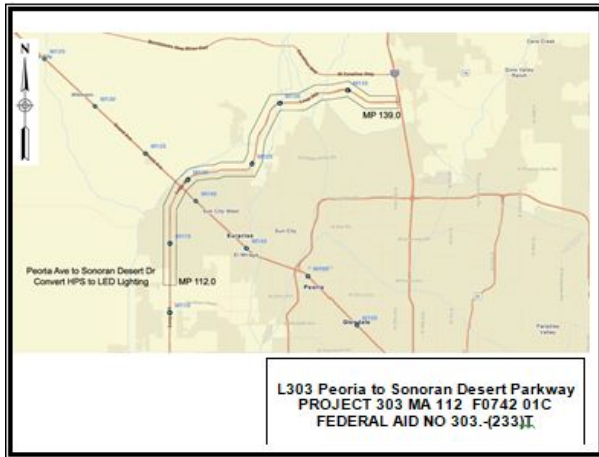
Month	No. of Bids	Awards	Low bid	State Estimate	Difference	Percent
Jul-25	12	12	\$62,784,082	\$68,010,729	(\$5,226,647)	-7.7%
Aug-25	10	9	\$38,937,658	\$46,892,438	(\$7,954,780)	-17.0%
Sep-25	11	11	\$169,185,208	\$170,035,931	(\$850,723)	-0.5%
Oct-25						
Nov-25						
Dec-25						
Jan-26						
Feb-26						
Mar-26						
Apr-26						
May-26						
Jun-26						
Fiscal YTD	33	32	\$270,906,948	\$284,939,098	(\$14,032,150)	-4.9%

District 1

CONVERT HPS LIGHTING TO LED LIGHTING 303L: PEORIA AVE. TO SONORAN DESERT AVE. I-10: VERRADO WAY TO 99TH AVE

Item 9a

Low Bid	\$2,169,000
State Estimate	\$2,953,330
Difference	-\$784,330
% Difference	-26.6%



Recommendation: Award

Reasons for Difference:

- Luminaires

District 1

TRAFFIC SIGNAL INSTALLATION CITY OF PEORIA

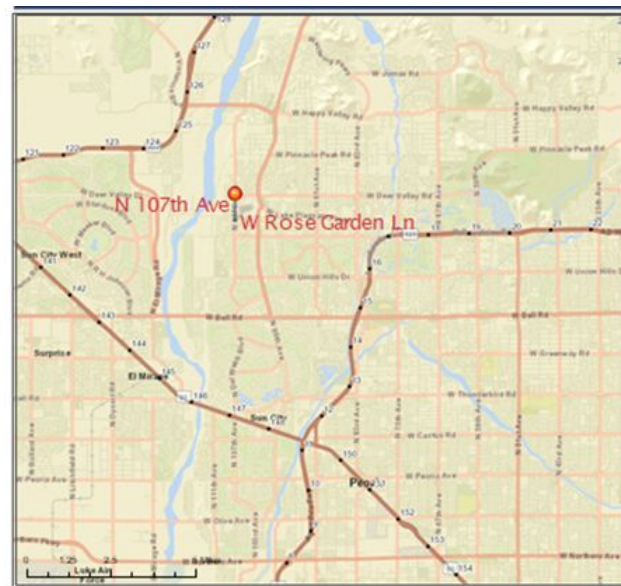
Item 9b

Low Bid	\$847,334
State Estimate	\$678,097
Difference	\$169,238
% Difference	25.0%

Recommendation: Award

Reasons for Difference:

- Traffic signal items



107TH AVE & ROSE GARDEN LN
TRAFFIC SIGNALS
PEO-0(230)T
0000 MA PEO T0366 01C



District 6

SPEED FEEDBACK SIGN INSTALLATION LAKE HAVASU CITY

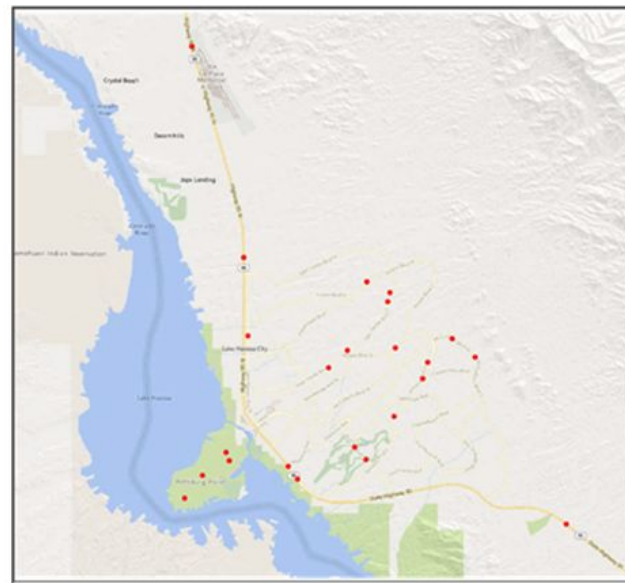
Item 9c

Low Bid	\$544,444
State Estimate	\$659,979
Difference	-\$115,535
% Difference	-17.5%

Recommendation: Award

Reasons for Difference:

- Speed Feedback Sign



LAKE HAVASU CITY : VARIOUS LOCATIONS
INSTALL SPEED FEEDBACK SIGNS

LHV-0(215)T

0000 MO LHV T0435 01C



District 5

MULTI USE PATH CONSTRUCTION CITY OF SHOW LOW

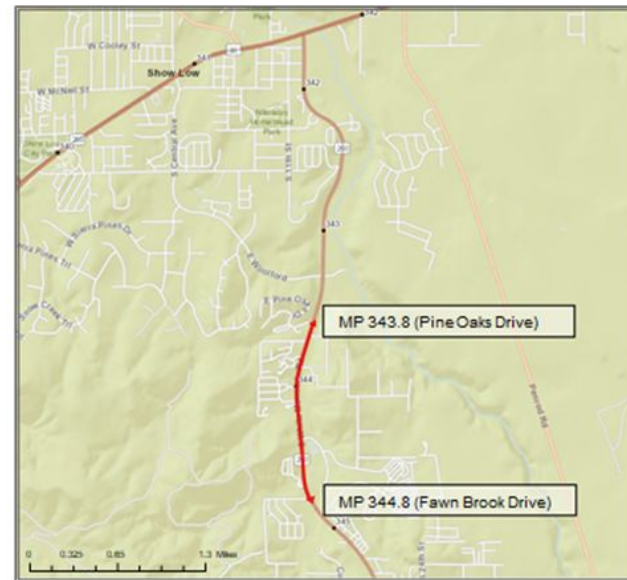
Item 9d

Low Bid	\$1,239,831
State Estimate	\$966,685
Difference	\$273,146
% Difference	28.3%

Recommendation: Award

Reasons for Difference:

- Roadway Excavation
- Asphaltic Concrete



SR-260 M.U.P. Pine Oaks to Fawn Brook
Construct Multi-Use Path
SR-260 (from MP 343.8 to MP 344.8)
SLW-Q(207)T
0000 NASLW T0591 01C



District 6

PEDESTRIAN HYBRID BEACON INSTALLATION CITY OF YUMA

Item 9e

Low Bid	\$766,000
State Estimate	\$973,221
Difference	-\$207,221
% Difference	-21.3%

Recommendation: Award

Reasons for Difference:

- Conductors
- Cabinets (Control & Meter Pedestal)



Ave C & Central Drain and 32nd St & Michigan Ave
Pedestrian Hybrid Beacons (PHB)
City of Yuma
YUM-0(227)T
0000 YU YUM T0455 01C



District 4

FREEWAY WIDENING I-10: GAS LINE RD. TO DIRK LAY RD. I-10: DIRK LAY RD. TO SR-387

Item 3d

Low Bid	\$151,062,012
State Estimate	\$150,490,366
Difference	\$571,646
% Difference	0.4%

Recommendation: Award

Reasons for Difference:

- Borrow (in place)



Widen Roadway
I-10 (from MP 177.0 to 181.5)
010-C(227)T
010 PN 177 F0336 01C



Widen Roadway
I-10 (from MP 181.5 to MP 187.5)
010-C(228)T
010 PN 181 F0337 01C



District 5

BRIDGE REHABILITATION I-40: PERKINS VALLEY TI UP (STR. # 1776)

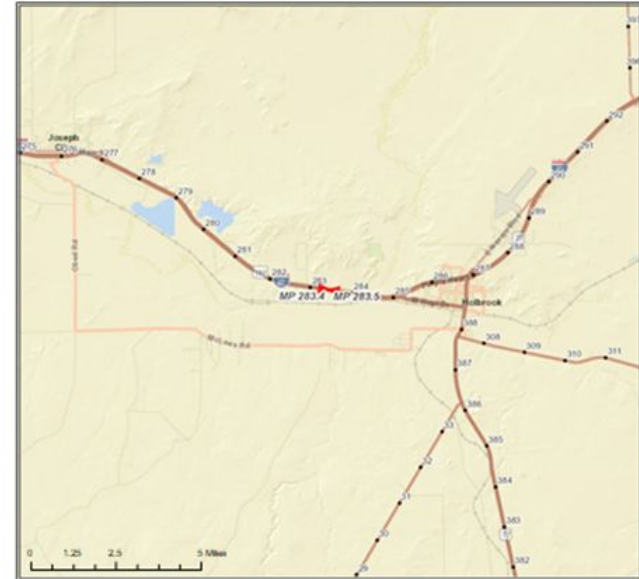
Item 3e

Low Bid	\$6,969,543
State Estimate	\$7,756,118
Difference	-\$786,575
% Difference	-10.1%

Recommendation: Award

Reasons for Difference:

- Structural Steel
- Drilled Shaft Foundation



PERKINS VALLEY TI UP STR 1776
PERKINS VALLEY TI UP 1776
I-40 (from MP 283.4 to MP 283.5)
040-D(248)T
040 NA 283 F0645 01C



District 4

PASSING LANE CONSTRUCTION US 70: MEDICINE WAY RD. TO MP 275.7

Item 3f

Low Bid	\$3,446,236
State Estimate	\$3,358,051
Difference	\$88,185
% Difference	2.6%

Recommendation: Award

Reasons for Difference:

- Asphaltic Concrete



MEDICINE WAY - MP 257.7
MEDICINE WAY - MP 257.7
US 70 (from MP 274.6 to MP 275.7)
070-A(226)T
070 GH 274 F0698 01C



Item 3g



District 1

SIDEWALK, DRIVEWAY AND ADA RAMP IMPROVEMENTS US 60: WICKENBURG AREA

Item 3h

Low Bid	\$579,062
State Estimate	\$561,945
Difference	\$17,117
% Difference	3.0%

Recommendation: Award

Reasons for Difference:

- Concrete Sidewalk Ramp



Wickenburg Area
ADA Upgrades
Quartzsite - Wickenburg - Phoenix Hwy
999-A(573)T
999 MA 107 F0741 01C



District 6

PEDESTRIAN IMPROVEMENTS CITY OF COTTONWOOD

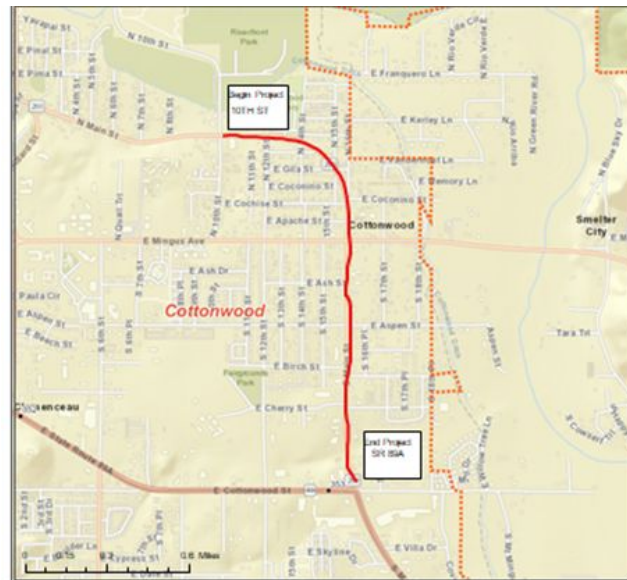
Item 3i

Low Bid	\$1,013,685
State Estimate	\$1,004,479
Difference	\$9,206
% Difference	0.9%

Recommendation: Award

Reasons for Difference:

- Maintenance and Protection of Traffic



MAIN ST; 10TH ST - SR 89A
CITY OF COTTONWOOD
CWD-0(204)T
0000 YV CWD T0552 01C

