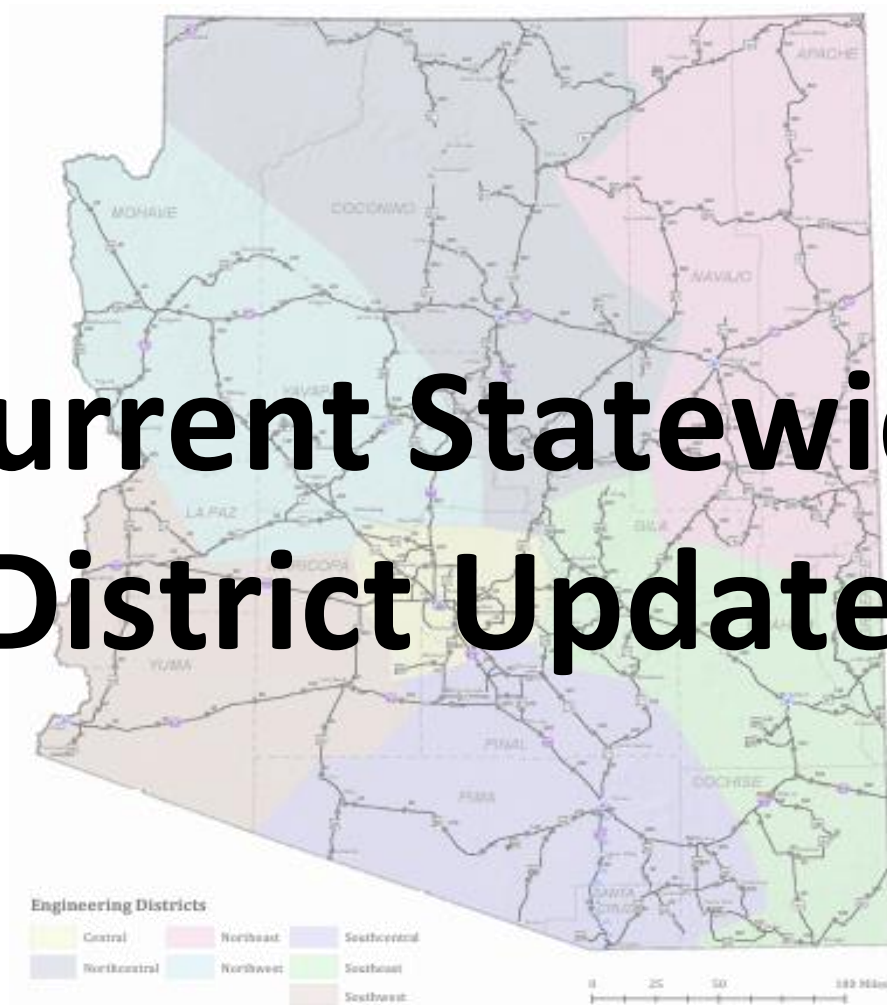


Current Statewide District Updates



South Central District Current Projects

I-10 Widening Ina to Ruthrauff

MP 248.03-MP 251.85

Contractor: Granite Construction

95% Complete, 103% Time Spent

I-10 Kino to Country Club

MP 262-MP 264.5 (Design Build)

Contractor: Sundt/Jacobs

29% Complete, 18% Time Spent

I-19 Irvington TI (Design), MP 60.83

Final Design Firm: WSP

Advertise: January 2026

Construction: Summer of 2026

Amole RR OP EB/WB Deck Replacement

MP 292

Contractor: Granite Construction

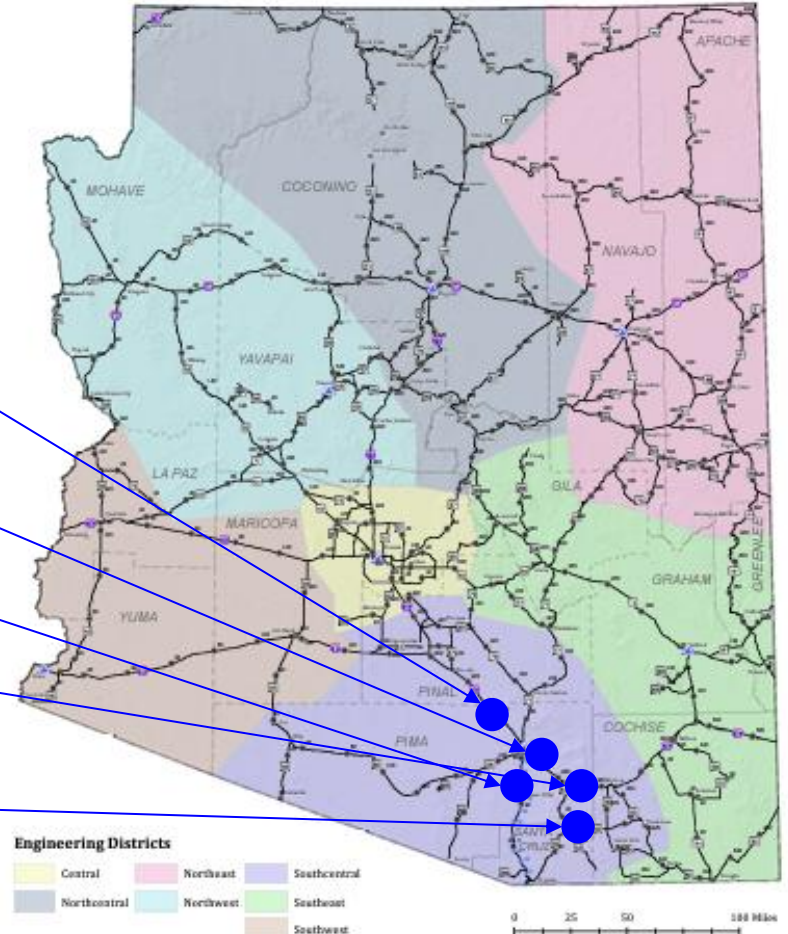
15% Complete, 70% Time Spent

SR-83 Black Oak Drive to Lower Elgin Road

MP 31-MP 29

Contractor: Granite Construction

19% Complete, 58% Time Spent



Northcentral District Current Projects

I-40 Broadband: CA State Line to I-17/I-40 T.I.

Contractor: EX² Technologies, LLC
74% Complete, 64% Time Spent

Willard Springs Wildlife Overpass

I-17 MP 327

Contractor: SEMA Construction
70% Complete, 69% Time Spent

Two Guns to Dennison

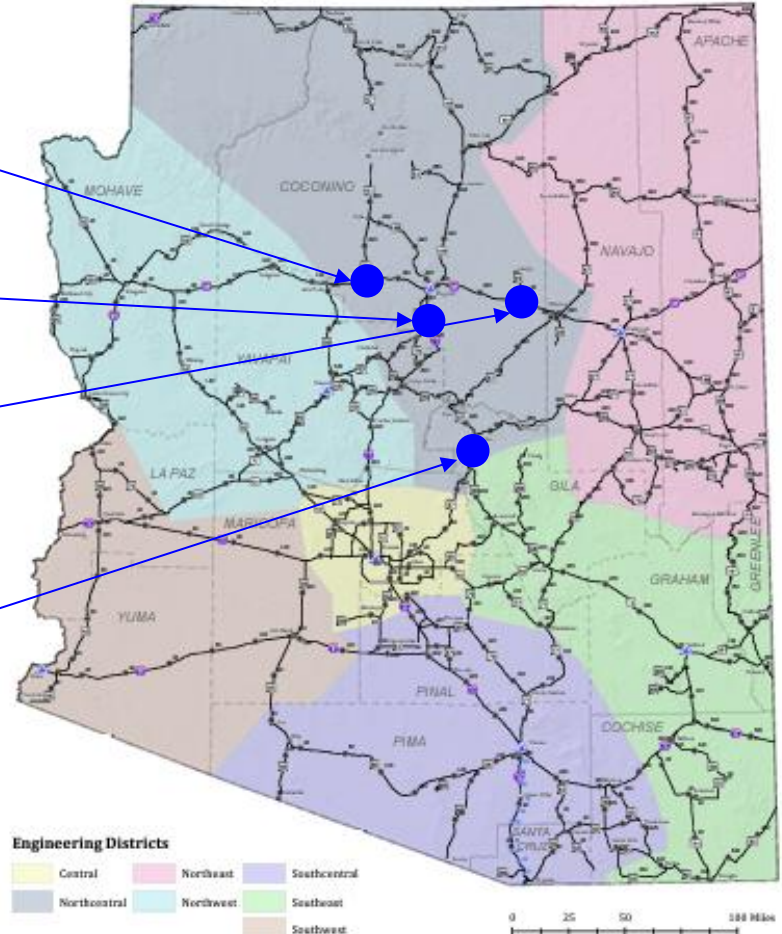
I-40 MP 229 - 240

Contractor: Fann Contracting
44% Complete, 32% Time Spent

SR 87 Pavement/ADA Upgrades

SR 87 MP 250 - 255

Contractor: Paveco
27% Complete, 25% Time Spent



Southwest District Current Projects

Statewide Road Weather Info System Upgrade

Contractor: Roadway Electric, LLC.
3% Complete, 0% Time Spent

State Route 72, NW Bouse-SE Bouse

MP 20.44-30 Pav. Pres.
Contractor: FNF Construction, Inc.
58% Complete, 44% Time Spent

US 95, Imperial Dam Rd-Aberdeen Rd

New Roundabouts & Pav. Pres.
Contractor: Fisher Sand & Gravel, Co.
0% Complete, 1% Time Spent

Yuma County, Co. 14th St & Avenue 4E

Traffic Signal Installation
Contractor: DPE Construction, Inc.
23% Complete, 70% Time Spent

City of Yuma, Pedestrian Hybrid Beacons

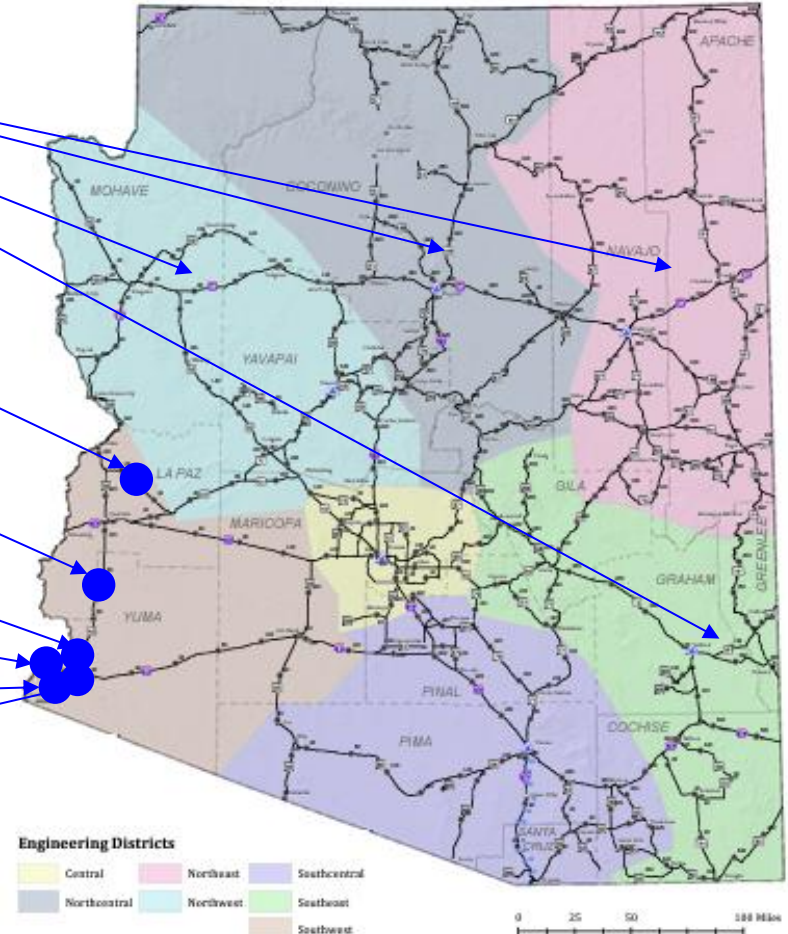
Pedestrian Hybrid Beacon Installation
Contractor: DPE Construction, Inc.
0% Complete, 22% Time Spent

City of Yuma, Pedestrian Hybrid Beacons

Pedestrian Hybrid Beacon Installation
Contractor: AJP Electric, Inc.
0% Complete, 11% Time Spent

Statewide Port of Entry Signing

Contractor: Hawk Contracting, LLC.
14% Complete, 14% Time Spent



Southeast District Current Projects

W Santee St to US 70

US 60, MP 250.1 to MP 252.1

Contractor: Granite Construction

31% Complete, 60% Time Spent

County Rd 220 - Yellowjacket Rd

US 70, MP 287.9 to MP 289

Contractor: Show Low Construction

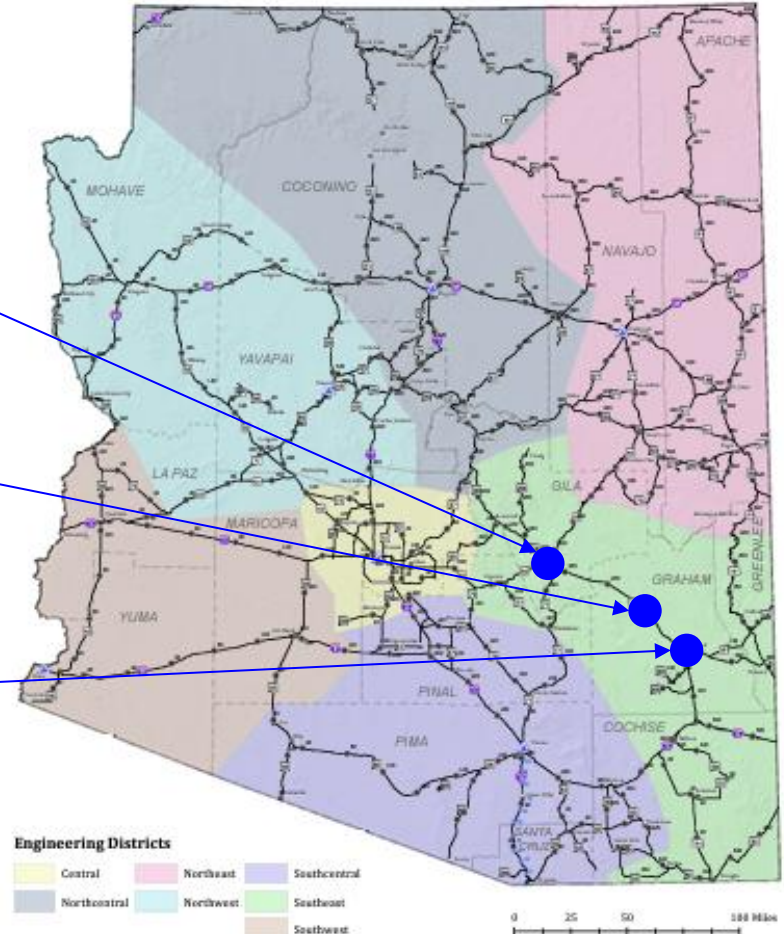
81% Complete, 61% Time Spent

Reay Lane - 8th Street

US 70, MP 335 to MP 340

Contractor: Sunland Asphalt & Construction

13% Complete, 39% Time Spent



Northwest District Current Projects

West Tony Ave to Rocky Point Ave

US 93 MP 26.5 to MP 30.0

Contractor: McCormick Construction Co.

78% Complete, 70% Time Spent

West Kingman TI

I-40, MP 48.8 - MP 51.6 & US 93, MP 69.3 - MP 71.2

Contractor: Fisher Sand and Gravel Co.

58% Complete, 61% Time Spent

Cane Springs

US 93, MP 106 - MP 109.5

Contractor: FNF Construction, Inc.

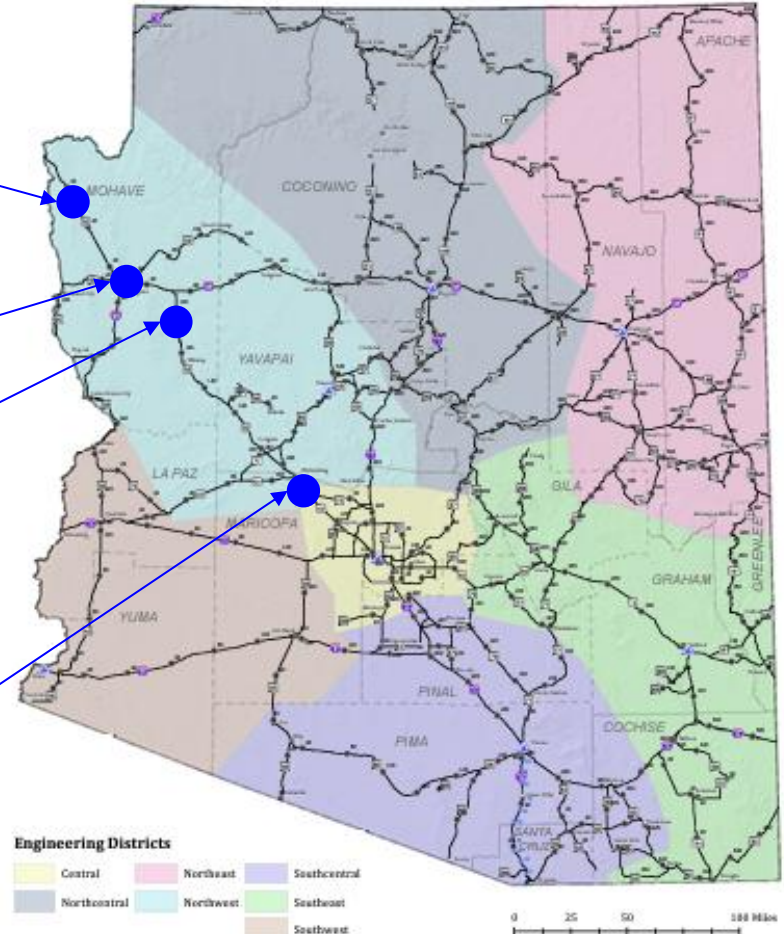
64% Complete, 44% Time Spent

Morristown to Wickenburg

US 60, MP 110.6 - MP 121.5

Contractor: Sunland Asphalt and Construction

78% Complete, 41% Time Spent



Northeast District Current Projects

Perkins Valley Bridge Widening

I-40 MP 283.4

Contractor: SEMA Construction

6% Complete, 6% Time Spent

Little Colorado River Bridge Rehab

SR77 MP 388.5

Contractor: FNF Construction

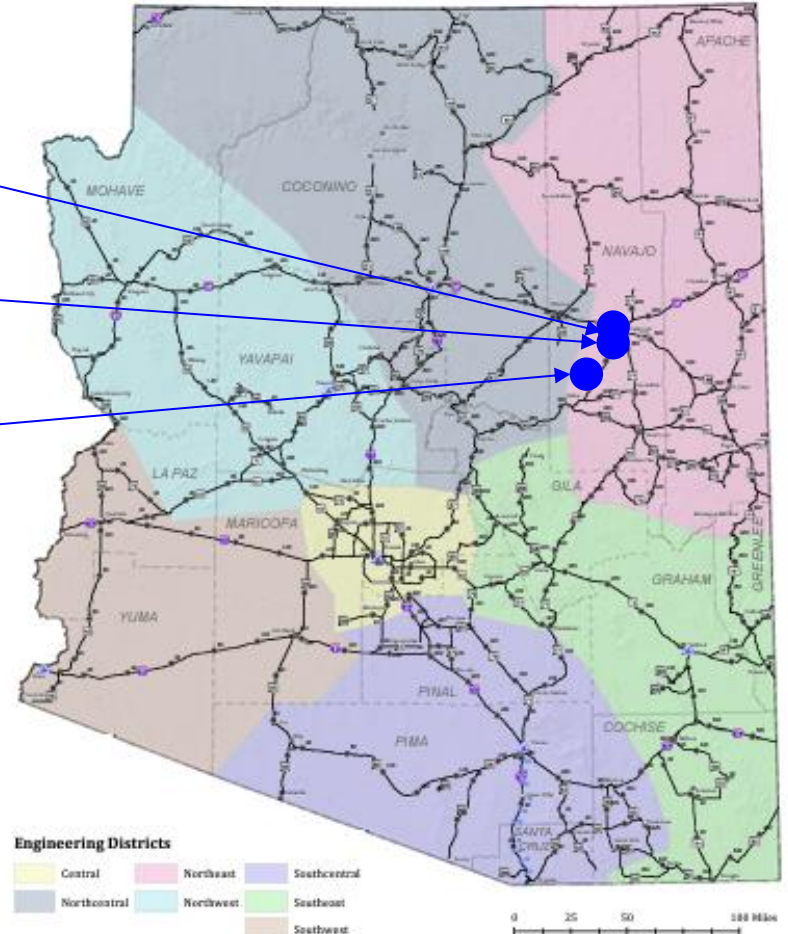
0% Complete, 0% Time Spent

MP8 - Phoenix Park Wash

SR 377 MP 8 - 13

Contractor: SEMA Construction

0% Complete, 0% Time Spent



Central District Current Projects

I-17 SR74 to Anthem Way

I-17 Pavement Rehabilitation in Phoenix
78% Complete 83% Time Spent

SR101 Princess to Shea

Loop 101 Expansion in Scottsdale
95% Complete 99% Time Spent

SR101 I-17 to 75th Ave

Loop 101 Expansion in Phoenix/Glendale
59% Complete 52% Time Spent

US 60X Sossaman to Meridian

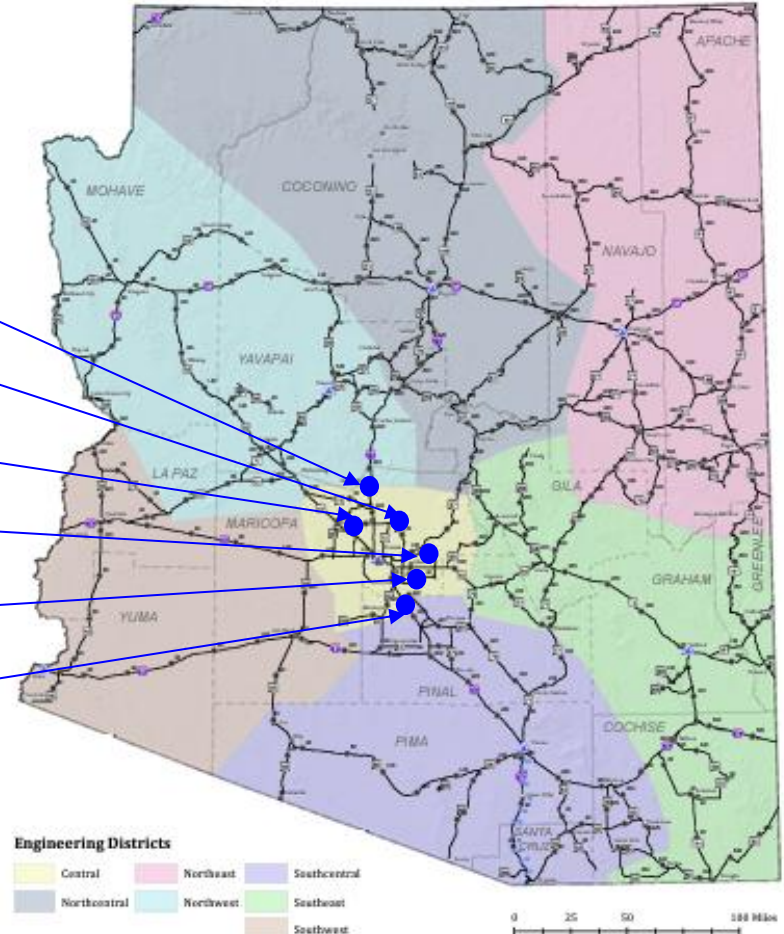
Old US60 Highway
87% Complete 93% Time Spent

SR202 Val Vista to SR101L

Loop 202 Expansion in Chandler/Gilbert
58% Complete 57% Time Spent

I-10 Gila River Bridge

Bridge Replacement
78% Complete 72% Time Spent



Item 10– State Engineer’s Report: December 2025 Summary of Active and Finalized Projects

- **106 projects under construction** **\$2.4 B**
- **3 projects finalized in December** **\$12.1 M**
- **Fiscal Year to date:** **56 projects finalized**

Item 11– New Construction Contracts

Item	Highway	Low bid	Department Estimate	Difference	Percent
XX	US 180	\$6,174,827	\$6,971,897	(\$797,070)	-11.4%
TOTAL THIS MONTH		\$6,174,827	\$6,971,897	(\$797,070)	-11.4%
TOTAL FY TO DATE		\$694,521,498	\$768,795,342	(\$74,273,844)	-9.7%

Monthly Totals for Construction Contracts

Month	No. of Bids	Awards	Low bid	Department Estimate	Difference	Percent
Jul-25	12	12	\$62,784,082	\$68,010,729	(\$5,226,647)	-7.7%
Aug-25	10	9	\$38,937,658	\$46,892,438	(\$7,954,780)	-17.0%
Sep-25	11	11	\$169,185,208	\$170,035,931	(\$850,723)	-0.5%
Oct-25	9	7	\$80,181,265	\$99,560,293	(\$19,379,028)	-19.5%
Nov-25	8	6	\$167,617,583	\$210,051,276	(\$42,433,693)	-20.2%
Dec-25	15	15	\$169,640,875	\$167,272,777	\$2,368,098	1.4%
Jan-26	1	1	\$6,174,827.07	\$6,971,897.85	(\$797,071)	-11.4%
Feb-26						
Fiscal YTD	66	61	\$694,521,498	\$768,795,342	(\$74,273,844)	-9.7%

District 1

SYSTEM ENHANCEMENT TOWN OF GILBERT: MEWS ROAD-HIGLEY ROAD T033601C

Item 11a

Low Bid	\$2,882,974
State Estimate	\$2,179,847
Difference	\$703,127
% Difference	32.3%

Recommendation: POSTPONE ACTION

Reasons for Difference:

- Local Entity Seeking Funds.
- Differences
 - Production Rate
 - Higher Material Cost
 - Necessary Shoring

