



ARIZONA

— DEPARTMENT OF —
TRANSPORTATION

Arizona State Transportation Board

Financial Report

Presentation by: Tim Newton, CFO

April 17, 2026



Revenue Report:

Highway User Revenue Fund (HURF)



GAS TAX

Mar: 4.3%, strong growth

FY 2026: 0.3%, moderate growth

DIESEL TAX

Mar: -11.0%, strong decline

FY 2026: -1.1%, moderate decline

VLT

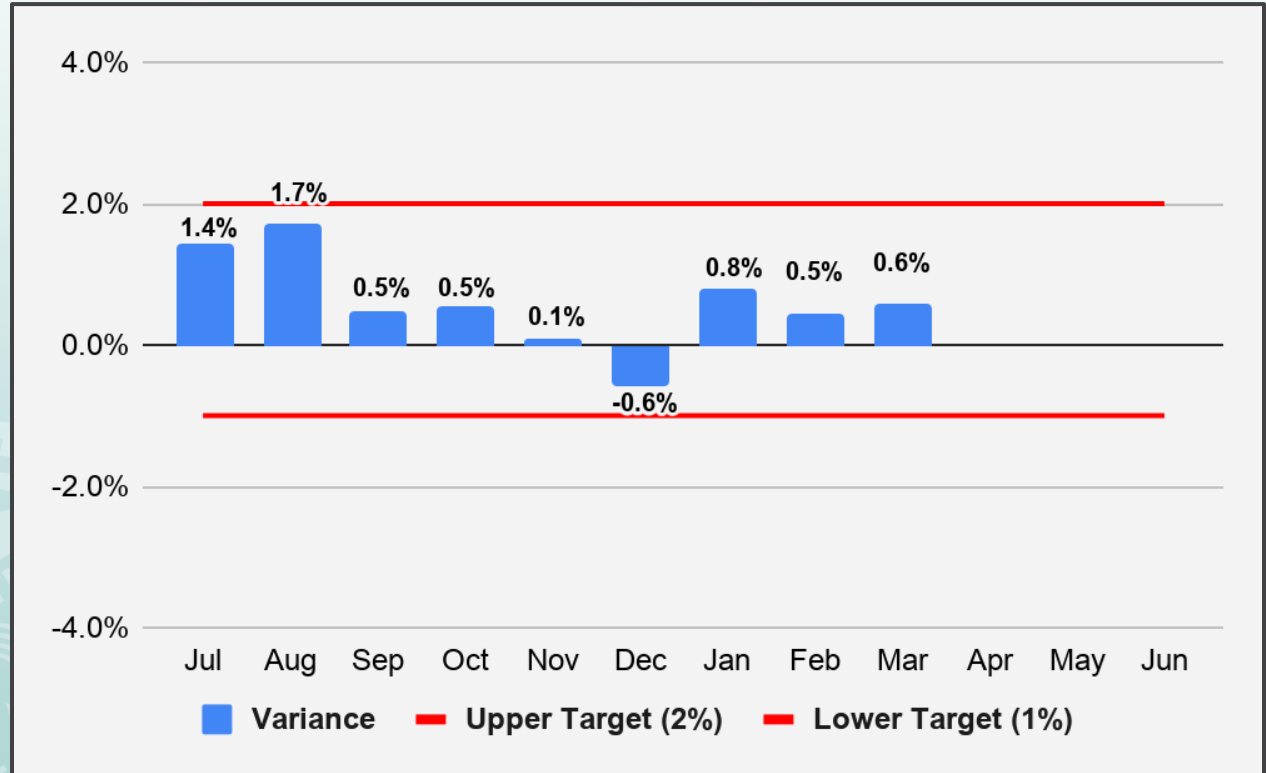
Mar: 5.4%, moderate growth

FY 2026: 4.9%, moderate growth

REGISTRATION

Mar: 17.5%, strong growth

FY 2026: 1.8%, moderate growth



Highway User Revenue Fund (HURF): Revenue Forecast vs. Actual

Revenue Category	March				
	FY 2025 Actual	FY 2026 Actual	FY 2025- FY 2026 % Chg	FY 2026 Forecast	FY 2026 % Diff from Forecast
Gas Tax	\$41,055	\$42,828	4.3%	\$40,230	6.5%
Use Fuel	26,981	24,004	-11.0%	26,980	-11.0%
Vehicle License Tax	56,675	59,742	5.4%	59,510	0.4%
Smart & Safe AZ	0	0	-	0	-
Motor Carrier	5,629	6,538	16.1%	5,740	13.9%
Registration	22,208	26,098	17.5%	22,960	13.7%
Other	5,557	4,191	-24.6%	5,560	-24.6%
Total	\$158,104	\$163,401	3.4%	\$160,980	1.5%

Revenue Report:

Regional Area Road Fund (RARF)



RETAIL SALES

Feb: 4.2%, moderate growth

FY 2026: 3.9%, moderate growth

CONTRACTING

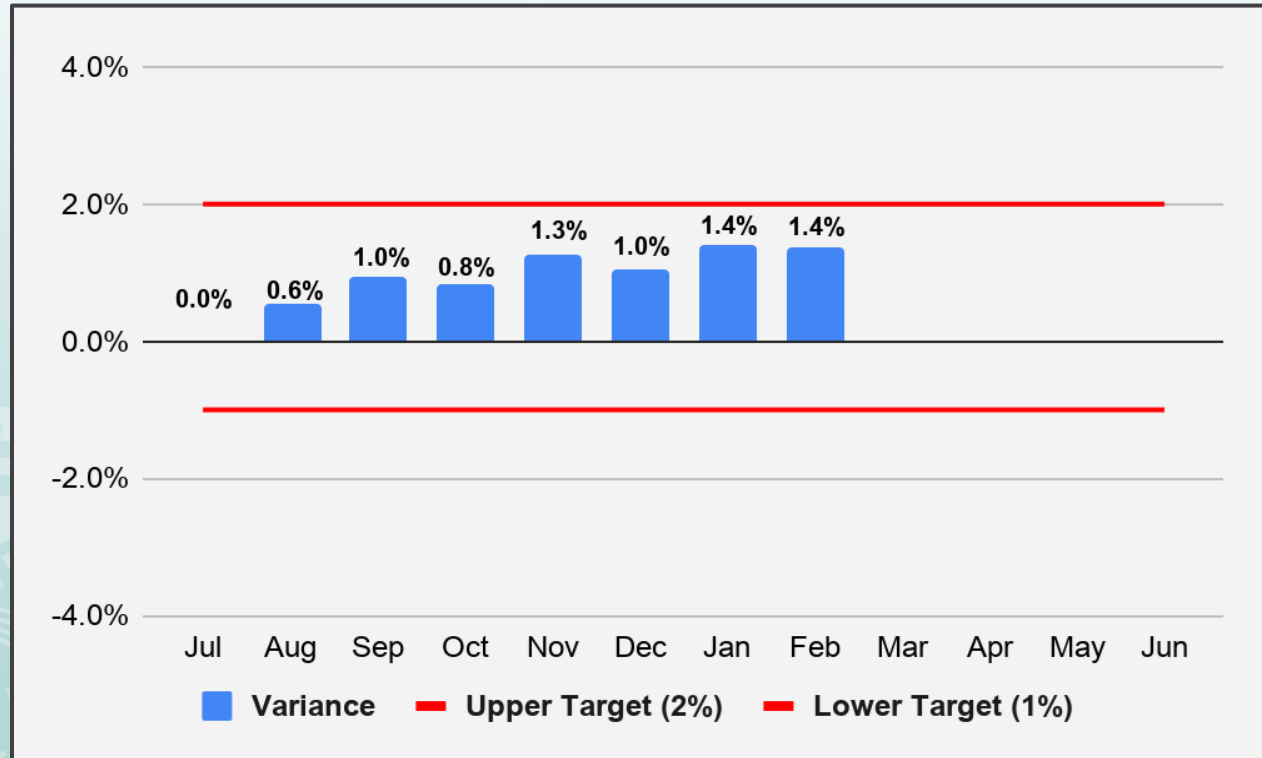
Feb: -8.7%, moderate decline

FY 2026: -5.5%, moderate decline

RESTAURANT & BAR

Feb: 7.0%, moderate growth

FY 2026: 5.0%, moderate growth



Regional Area Road Fund (RARF): Revenue Forecast vs. Actual

Revenue Category	February				
	FY 2025 Actual	FY 2026 Actual	FY 2025- FY 2026 % Chg	FY 2026 Forecast	FY 2026 % Diff from Forecast
Retail Sales	\$33,747	\$35,154	4.2%	\$34,250	2.6%
Contracting	7,323	6,684	-8.7%	6,960	-4.0%
Utilities	3,139	3,103	-1.2%	3,380	-8.2%
Restaurant & Bar	6,693	7,165	7.0%	6,830	4.9%
Rental of Real Property	6,156	6,836	11.1%	6,520	4.9%
Rental of Personal Property	2,491	2,738	9.9%	2,670	2.6%
Other	1,961	1,758	-10.4%	2,160	-18.6%
Total	\$61,511	\$63,439	3.1%	\$62,770	1.1%

Additional Updates

- **Federal Aid Program**



- **Debt Financing Program**

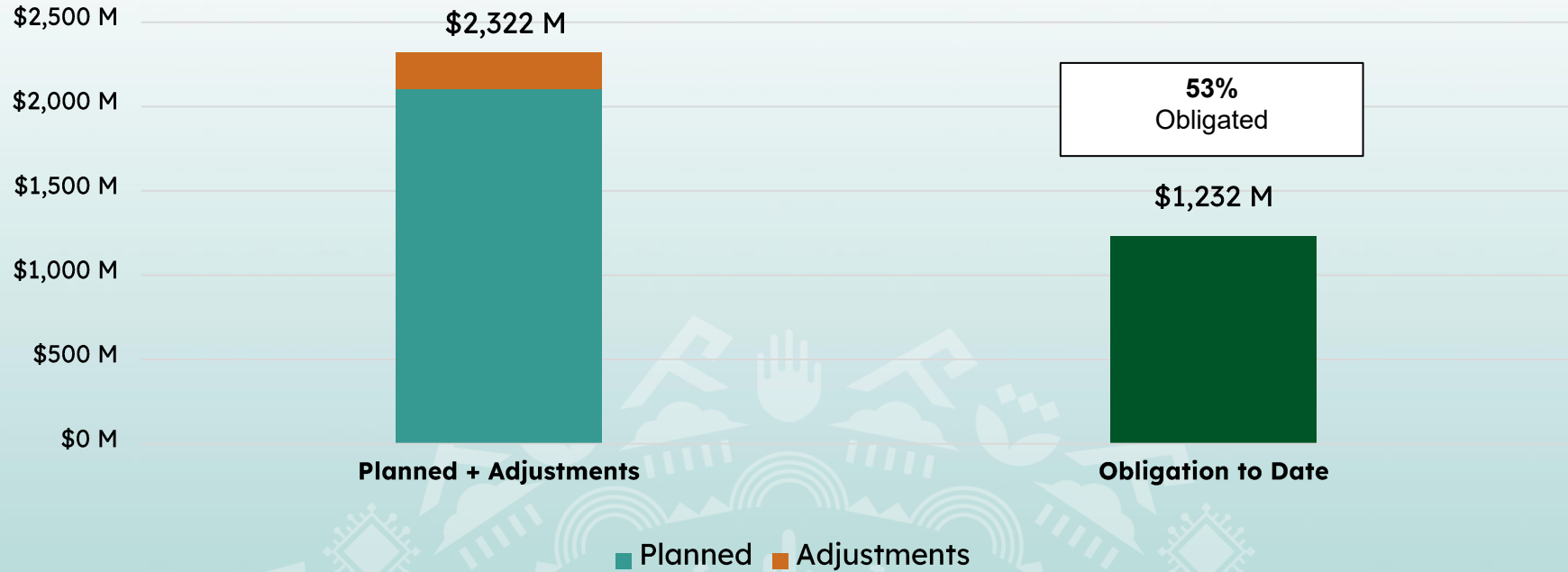
- HURF Capacity
- RARF Capacity

- **Cash Management**



SFY 2026 Program Status

As of February 28, 2026



*Program capacity increased by \$217.3 million over the approved program due to adjustments. These adjustments include award adjustments that resulted in \$165.3M in bid savings, final voucher budget releases of \$47.3M, and \$4.7M in project cancellations.