



US-95 & Cone Springs

2027-2031

Arizona Department of Transportation
Five Year Facilities Construction Program

Summary of Changes to the Proposed 2027-2031 Five-Year Transportation Facilities Construction Program

June 4, 2026

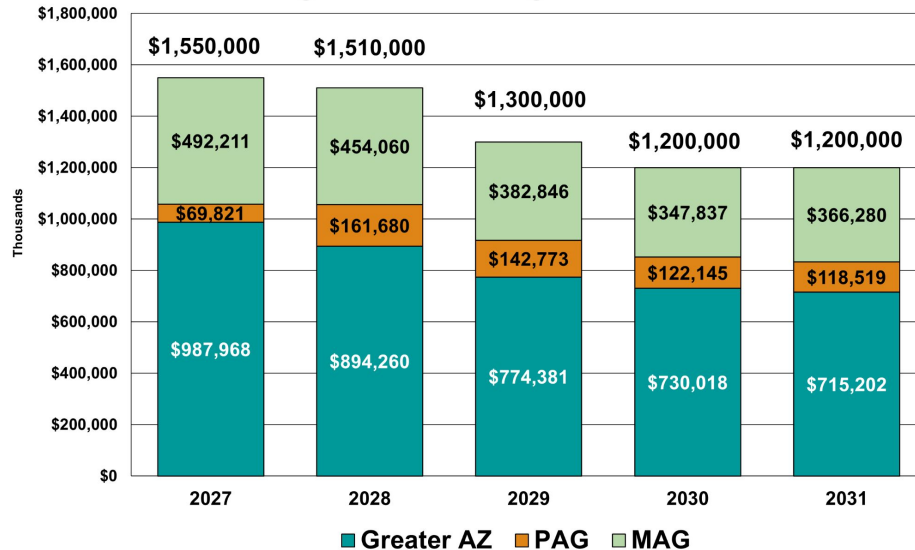
Iqbal Hossain

Multimodal Planning Division

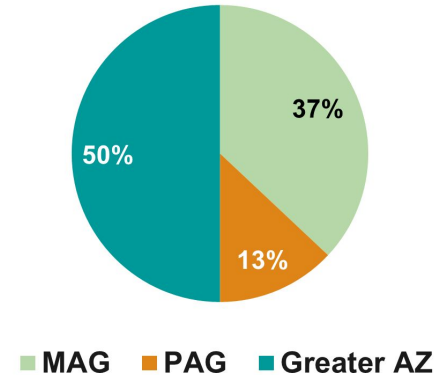
Regional Funding for 2027-2031 5-yr Program

- \$6.76 B over 5 years for projects across all regions, \$4.1 B of which is for ADOT’s system and local competitive projects
- Does not include any funding sources outside of regional allocations
- Subject to change annually based on economic and financial conditions

Regional Funding Distribution



Regional Allocation Percentage Distribution



Programming Considerations

- Fiscal Constraint
- Project Budgets:
 - Year of expenditure
 - Changes in treatment type
 - Project complexities - identified as project is developed
- Project readiness/constructability
- Risk based prioritization

Public Comments through 05/22/26

Public involvement efforts by Community Relations and Communications:

- Two news releases (March 2, April 6) issued to statewide media
- Four GovDelivery email notices (March 2, April 13, May 8, May 21) issued to more than 13,000 subscribers
- ADOT website updates and promotion via a home page banner

Comments received on the Tentative Program during the comment period:

542	Online survey form
128	Email
31	Board comments
0	Phone calls
6	Letters
<hr/>	
707	Total

Comments received by Mode:

646	Highways
4	Local
24	Transit
3	Airports
30	Other
<hr/>	
707	Total

Major Themes in Public Comments

Route	# of Comments	Major Themes
US 60	278	Public comments highlight concerns about roadway safety and congestion including heavy traffic, long delays, and dangerous driving conditions. A majority of the comments support advancing a project to add a second left turn lane at Superstition Mountain Drive, noting that the existing single turn lane is inadequate to handle current traffic volumes, causing traffic to back up into the main eastbound US 60 travel lanes. Commenters call for widening projects, additional lanes, and improved traffic flow through key areas such as Gold Canyon, Queen Creek Canyon, and the section between Globe and Show Low due to deteriorating pavement and poor road conditions.
I-10	70	Public comments highlight future traffic demand, roadway capacity, corridor connectivity, and pavement conditions along I-10 between I-8 and Tucson. Commenters support advancing corridor studies, additional lane capacity, improved traffic flow, regional connectivity improvements, and roadway preservation efforts to accommodate continued growth.
US 180	69	Public comments overwhelmingly support reinstating the US 180 / Fort Valley Road Safety Improvements Projects into the program, highlighting concerns about traffic congestion, pedestrian and bicycle safety and the need for pedestrian and bicyclist safety improvements, including sidewalks, safe crossings and shoulders along the corridor to improve safe access to nearby schools, parks, neighborhoods, and other community destinations. Commenters also note the corridor's regional importance as a key route serving tourism traffic traveling to Snowbowl and the Grand Canyon.
SR 347	38	Public comments highlight congestion, travel times, increasing traffic volumes, and roadway conditions along the SR 347 corridor between I-10 and Maricopa. Commenters support the planned widening project, interchange and intersection improvements at Riggs Road and Cement Plant Road, HOV lanes, roadway maintenance, improved emergency access, and enhanced regional connectivity to improve traffic flow and accommodate continued growth in the area.

Major Themes in Public Comments Cont.

Route	# of Comments	Major Themes
SR 80	35	Public comments for SR 80 in Cochise County focus heavily on advancing the Lavender Pit segment to coordinate with the Bisbee Bikeways Shared Use Path project. Commenters support improving pedestrian and cyclist safety, reducing duplicate construction costs and community disruption, and protecting federal grant funding tied to the project. Additional comments raise concerns about proposed lane reductions around the Lavender Pit, citing potential traffic congestion and impacts to commercial freight movement through the corridor.
I-17	21	Comments received for I-17 highlight support for widening I-17 and improving interchanges along the I-17 corridor in both Coconino and Maricopa counties, particularly north of Sunset Point and in north Phoenix. Commenters reference congestion near the SR-179 interchange, north of Sunset Point, the southbound I-17 to eastbound Loop 101 ramp, and the segment between SR 260 and SR 169, and encourage continued improvements to support regional travel demand.
SR 260	14	The feedback for SR 260 focuses heavily on traffic volumes, roadway capacity, and corridor connectivity along SR 260 between Payson, Star Valley, Pine/Strawberry, and Show Low. Commenters support widening projects, pavement preservation, guardrail/shoulder and other safety improvements, roadway visibility improvements, animal crossings, truck bypass concepts, and additional transportation improvements to support regional travel demand.
US 93	13	Public comments regarding the US 93 highlight traffic operations, pavement conditions, construction delays, and two-lane segments along the US 93 corridor between Wickenburg, Wikieup, Kingman, and I-40. Commenters support widening projects, additional divided highway segments, pavement rehabilitation, improved traffic flow, and additional roadside improvements including rest areas and guardrails.

Major Themes in Public Comments Cont.

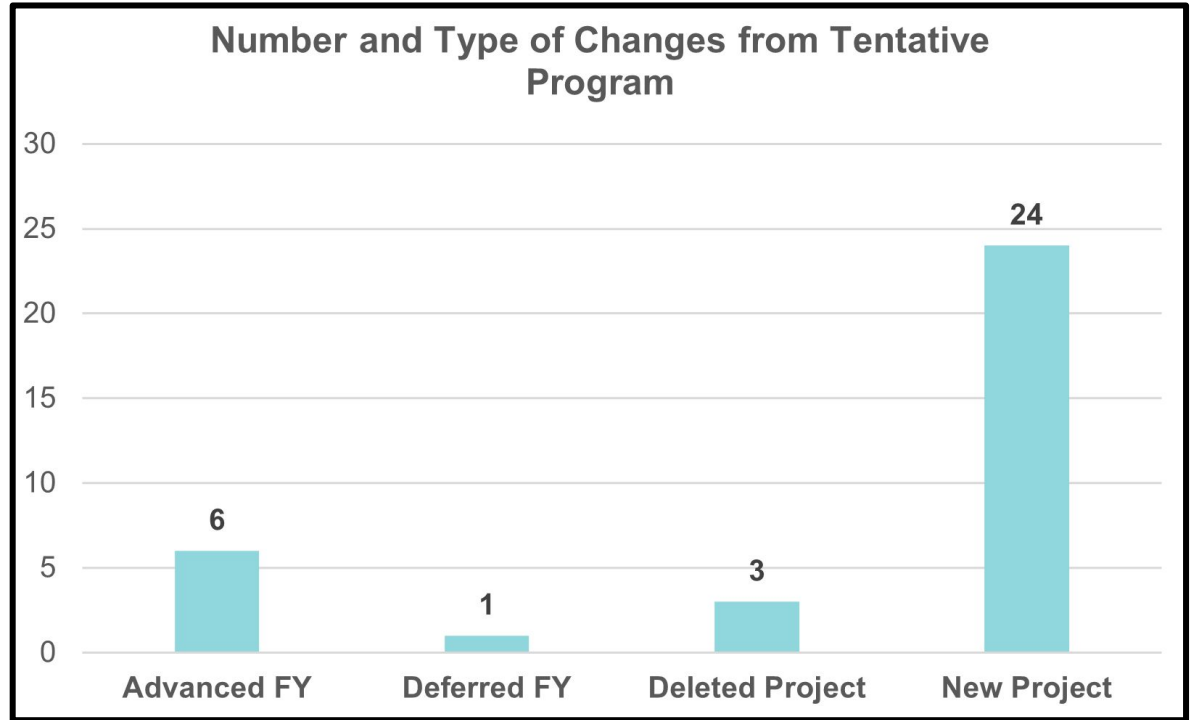
Route	# of Comments	Major Themes
Loop 303	11	Public comments highlight traffic noise north of I-10 and a request for a new noise wall near the PebbleCreek community. Commenters also support Loop 303/US 60 system interchange improvements and additional improvements such as interchange improvements, HOV lanes, and additional ramps and access improvements to support continued regional growth.
US 89	10	Stakeholders identified the US 89 corridor from Cameron to the Utah border as hazardous due to high-speed collisions and school safety concerns, requesting speed management and expansion to a four-lane divided highway. Similar expansion requests were made for the Paulden to Ash Fork segment, while Yavapai County residents noted that missing passing lanes between I-40 and Chino Valley cause dangerous maneuvers. Additional concerns include the poor condition of the Cameron bridge to Gap section and the need for railroad crossing improvements in Flagstaff. Ultimately, the current two-lane design is viewed as an economic liability for this critical freight and tourism route.

Changes from Tentative to Final

- **Advanced**
- **Deferred**
- **Deleted**
- **Increased**

- **New**
- **Reduced**
- **Other**

Changes from Tentative to Final Program



Advanced Projects

Projects that have advanced out of the 2027-2031 program

Rte	County	PROJECT TITLE	Phase	Action	Tentative Program \$
I-10	La Paz	CA Border - Dome Rock Road	Construction	Advanced FY	\$40,000
I-10	Cochise	San Simon to NM Border	Construction	Advanced FY	\$58,582,558
I-40	Coconino	Cosnino Rd TI UP	Design	Advanced FY	\$750,000
SR 86	Pima	SR 86 Turn Lanes at IRR 15	Design	Advanced FY	\$550,000
SR 347	Pinal	347: I-10 to City of Maricopa	Construction	Advanced FY	\$1,500,000

Advanced Projects, cont.



Projects that have advanced within the 2027-2031 program

Rte	County	PROJECT TITLE	Phase	Action	Tentative Program \$	2027
I-40	Apache	Querino to Hawthorne	Construction	Advanced FY	\$51,986,016	\$51,986,016

Deferred Projects, cont.



Project phase deferred within the 2027-2031 program

Rte	County	PROJECT TITLE	Phase	Action	Tentative Program \$	2027	2028
SR 40B	Coconino	Alvan Clark Way to N Fanning Drive	Construction	Deferred FY	\$24,986,901		\$24,986,901

Deleted Projects



Projects no longer in the program as represented in the Tentative

Rte	County	PROJECT TITLE	Phase	Action	Tentative Program \$
US 60	Gila	US 60, MP 243-255 passing/deceleration/turn lane	Construction	Deleted Project	\$7,850,000
SR 347	Pinal	347: Widening (Pinal County section)	Construction	Deleted Project	\$136,332,001
I-10	Cochise	Olga Frontage Rd; E Business Lp - 6th St	Construction	Deleted Project	\$19,172,757

New Projects



New projects not previously in the Tentative Five Year Program

Rte	County	PROJECT TITLE	Phase	Action	Tentative Program \$	2027	2028	2029	2030
I-8	Yuma	Fortuna Rd & N Frontage Rd	Design	New Project		\$750,000			
I-8	Yuma	Fortuna Rd & N Frontage Rd	Construction	New Project				\$3,750,000	
I-10	La Paz	Bouse Wash Rest Area - E of Hovatter Rd	Construction	New Project				\$17,016,134	
I-10	Cochise	East Benson - Johnson Rd.	Construction	New Project				\$58,305,292	
I-15	Mohave	Virgin River Gorge - Utah State Line	Construction	New Project				\$82,621,607	
I-17	Maricopa	Camelback Rd - Dunlap Ave	Construction	New Project	\$2,000,000				
I-17	Coconino	I-17 MP 297 - 299 (Mcguireville RA - SR 179)	Construction	New Project			\$400,000		
I-19	Santa Cruz	Baffert Dr - I-19 Frontage Road	Construction	New Project				\$11,887,181	
I-19	Santa Cruz	Green Valley	Construction	New Project				\$6,187,291	
I-40	Coconino	I-40; MP 155 - 161 (Williams Ash Fork)	Construction	New Project		\$700,000			
I-40	Coconino	I-40, MP 195 to 201 (I-17 to Country Club Drive) Phase 1 Widening	Design	New Project				\$12,500,000	
US 60	Pinal	County Line to Mtn Breeze Memorial Gardens	Construction	New Project				\$13,921,200	
US 60	Gila	Pineway St to Santee St	Construction	New Project					\$29,508,017
SR 61	Apache	Witch Wells - State Line	Construction	New Project					\$20,974,764
SR 72	La Paz	SR 95 - NW OF Bouse	Construction	New Project					\$13,158,138
SR 87	Gila	SR 87; BIA 101 - Forest Dr & SR 260; Payson Village - Tyler Parkway	Construction	New Project			\$3,984,247		
US 89	Coconino	North Red Hill-Bitter Springs	Construction	New Project				\$6,005,007	
US 93	Mohave	Hoover Dam - Householder Pass	Construction	New Project				\$120,708,403	
SR 95	La Paz	State Line - Shea Rd	Construction	New Project					\$15,897,073
US 191	Apache	US 191 & US 160	Construction	New Project		\$950,000			
SR 260	Navajo	Knottingham Ln - MP 357	Construction	New Project					\$58,624,000
SR 264	Navajo	SR 264 / IR 4, Phase 2	Construction	New Project		\$1,005,000			
SR 387	Pinal	Jct SR 84/SR 287 - I-10	Construction	New Project				\$29,739,888	
SR 387	Pinal	Various Locations on I-10, SR 87 & SR 387	Construction	New Project		\$7,300,000			

Greater Arizona Highway Projects

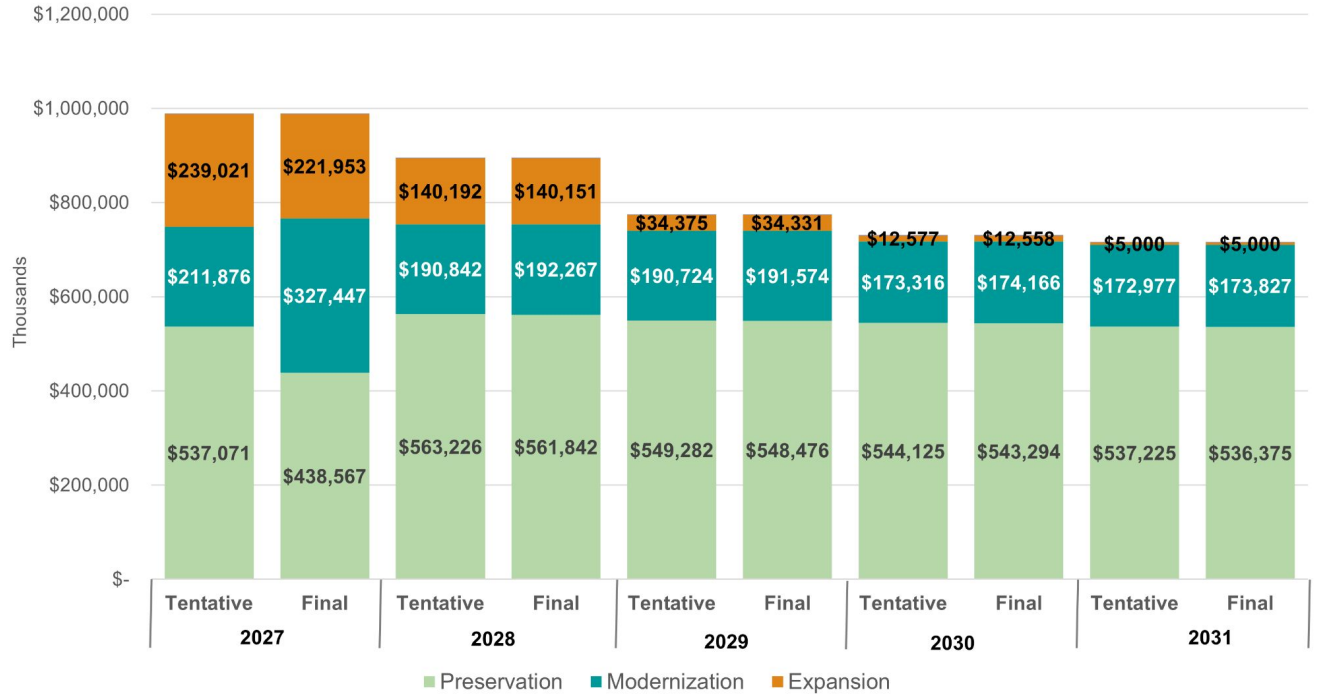


I-40 & US-93 Interchange in Kingman, AZ

Greater Arizona Highway
Projects

- Five year total \$4.1 B
- 50% programmed by Board
- Excludes Maricopa and Pima Counties
- Includes subprograms and local projects funded from competitive subprograms
- Construction projects prioritized as required by statute

2027 - 2031 Changes From Tentative Comparison - Greater Arizona 50 %



\$ Programmed, by Board District

- Changes primarily due to projects advanced to FY 26 from out years
- Covers Board’s 50% in Greater AZ only - does not include MAG or PAG
- Does not include subprograms

Tentative

Board District	2027	2028	2029	2030	2031	Total
1	\$44,048,763	\$53,357,881	\$33,522,641	\$0	\$0	\$130,929,285
2	\$10,786,575	\$5,072,161	\$13,791,693	\$0	\$0	\$29,650,429
3	\$152,353,998	\$44,869,913	\$32,792,757	\$5,759,487	\$5,000,000	\$240,776,155
4	\$157,264,480	\$44,124,526	\$13,361,965	\$20,738,636	\$0	\$235,489,607
5	\$151,257,904	\$119,986,046	\$82,185,607	\$107,496,016	\$52,000,000	\$512,925,573
6	\$216,762,205	\$270,103,802	\$32,188,980	\$3,200,000	\$2,000,000	\$524,254,987

Final

Board District	2027	2028	2029	2030	2031	Total
1	\$46,048,763	\$53,357,881	\$34,654,641	\$0	\$0	\$134,061,285
2	\$10,264,874	\$5,081,227	\$19,988,050	\$0	\$0	\$35,334,151
3	\$120,043,860	\$20,385,814	\$63,812,473	\$5,759,487	\$5,000,000	\$215,001,634
4	\$67,305,765	\$36,809,247	\$1,000,000	\$29,508,017	\$0	\$134,623,029
5	\$183,114,768	\$145,372,946	\$88,190,614	\$135,108,764	\$52,000,000	\$603,787,092
6	\$178,018,672	\$273,278,801	\$252,535,125	\$32,255,211	\$2,000,000	\$738,087,809
7	\$7,889,445	\$9,059,016	\$48,173,053	\$0	\$0	\$65,121,514

District 1

Maricopa County

- 24 projects*
- \$134 M

Preservation: \$106.4 M

Modernization: \$27.7 M

Expansion: \$0 M

*see Maricopa County section for
MAG Expansion Projects

	2027		2028		2029		2030		2031		TOTAL	
	\$ Programmed	# Projects	\$ Programmed	# Projects	\$ Programmed	# Projects	\$ Programmed	# Projects	\$ Programmed	# Projects	\$ Programmed	# Projects
District 1												
Preservation	\$38,088,433	1	\$48,295,166	2	\$20,000,000	1	\$0	0	\$0	0	\$106,383,599	4
Modernization	\$7,960,330	10	\$5,062,715	5	\$14,654,641	5	\$0	0	\$0	0	\$27,677,686	20
Expansion	\$0	0	\$0	0	\$0	0	\$0	0	\$0	0	\$0	0
Total	\$46,048,763	11	\$53,357,881	7	\$34,654,641	6	\$0	0	\$0	0	\$134,061,285	24

* Includes both ADOT and competitively awarded local projects funded by the Board; does not includes legislative appropriations, federal grants or other funding.

District 2

Pima County

- 27 projects*
- \$35.3 M

Preservation: \$29.1 M

Modernization: \$6.2 M

Expansion: See Pima County section

	2027		2028		2029		2030		2031		TOTAL	
	\$ Programmed	# Projects	\$ Programmed	# Projects	\$ Programmed	# Projects	\$ Programmed	# Projects	\$ Programmed	# Projects	\$ Programmed	# Projects
District 2												
Preservation	\$0	0	\$0	0	\$6,187,291	1	\$0	0	\$0	0	\$6,187,291	1
Modernization	\$10,264,874	16	\$5,081,227	5	\$13,800,759	5	\$0	0	\$0	0	\$29,146,860	26
Expansion	\$0	0	\$0	0	\$0	0	\$0	0	\$0	0	\$0	0
Total	\$10,264,874	16	\$5,081,227	5	\$19,988,050	6	\$0	0	\$0	0	\$35,334,151	27

* Includes both ADOT and competitively awarded local projects funded by the Board; does not include legislative appropriations, federal grants or other funding.

District 3

Cochise, Greenlee and Santa Cruz Counties

- 25 projects*
- \$215 M

Preservation: \$160.3 M

Modernization: \$33.5 M

Expansion: \$21.2M

	2027		2028		2029		2030		2031		TOTAL	
	\$ Programmed	# Projects	\$ Programmed	# Projects	\$ Programmed	# Projects	\$ Programmed	# Projects	\$ Programmed	# Projects	\$ Programmed	# Projects
District 3												
Preservation	\$68,584,126	6	\$18,347,880	3	\$63,392,473	3	\$5,000,000	1	\$5,000,000	1	\$160,324,479	14
Modernization	\$30,250,826	5	\$2,037,934	3	\$420,000	1	\$759,487	1	\$0	0	\$33,468,247	10
Expansion	\$21,208,908	1	\$0	0	\$0	0	\$0	0	\$0	0	\$21,208,908	1
Total	\$120,043,860	12	\$20,385,814	6	\$63,812,473	4	\$5,759,487	2	\$5,000,000	1	\$215,001,634	25

* Includes both ADOT and competitively awarded local projects funded by the Board; does not include legislative appropriations, federal grants or other funding.

District 4

Gila and Graham Counties

- 12 projects*
- \$134.6 M

Preservation: \$44.8 M

Modernization: \$6.9 M

Expansion: \$82.75 M

	2027		2028		2029		2030		2031		TOTAL	
	\$ Programmed	# Projects	\$ Programmed	# Projects	\$ Programmed	# Projects	\$ Programmed	# Projects	\$ Programmed	# Projects	\$ Programmed	# Projects
District 4												
Preservation	\$13,800,000	3	\$575,000	1	\$1,000,000	1	\$29,508,017	1	\$0	0	\$44,883,017	6
Modernization	\$3,005,765	3	\$3,984,247	1	\$0	0	\$0	0	\$0	0	\$6,990,012	4
Expansion	\$50,500,000	1	\$32,250,000	1	\$0	0	\$0	0	\$0	0	\$82,750,000	2
Total	\$67,305,765	7	\$36,809,247	3	\$1,000,000	1	\$29,508,017	1	\$0	0	\$134,623,029	12

* Includes both ADOT and competitively awarded local projects funded by the Board; does not includes legislative appropriations, federal grants or other funding.

District 5

Coconino, Navajo and Apache Counties

- 56 projects*
- \$603.8 M

Preservation: \$538.1 M

Modernization: \$40.1 M

Expansion: \$25.6 M

	2027		2028		2029		2030		2031		TOTAL	
	\$ Programmed	# Projects	\$ Programmed	# Projects	\$ Programmed	# Projects	\$ Programmed	# Projects	\$ Programmed	# Projects	\$ Programmed	# Projects
District 5												
Preservation	\$174,591,423	7	\$127,949,671	9	\$50,654,483	5	\$132,908,764	5	\$52,000,000	2	\$538,104,341	28
Modernization	\$8,523,345	16	\$17,423,275	5	\$11,939,809	4	\$2,200,000	1	\$0	0	\$40,086,429	26
Expansion	\$0	0	\$0	0	\$25,596,322	2	\$0	0	\$0	0	\$25,596,322	2
Total	\$183,114,768	23	\$145,372,946	14	\$88,190,614	11	\$135,108,764	6	\$52,000,000	2	\$603,787,092	56

* Includes both ADOT and competitively awarded local projects funded by the Board; does not include legislative appropriations, federal grants or other funding.

District 6

*Yavapai, Yuma, Mohave, and
La Paz County*

- 86 projects*
- \$738.1 M

Preservation: \$516.4 M

Modernization: \$129.3 M

Expansion: \$92.4 M

	2027		2028		2029		2030		2031		TOTAL	
	\$ Programmed	# Projects	\$ Programmed	# Projects	\$ Programmed	# Projects	\$ Programmed	# Projects	\$ Programmed	# Projects	\$ Programmed	# Projects
District 6												
Preservation	\$69,679,301	4	\$190,319,115	5	\$225,346,144	4	\$29,055,211	2	\$2,000,000	1	\$516,399,771	16
Modernization	\$47,958,032	35	\$50,959,686	19	\$27,188,981	9	\$3,200,000	1	\$0	0	\$129,306,699	64
Expansion	\$60,381,339	4	\$32,000,000	2	\$0	0	\$0	0	\$0	0	\$92,381,339	6
Total	\$178,018,672	43	\$273,278,801	26	\$252,535,125	13	\$32,255,211	3	\$2,000,000	1	\$738,087,809	86

* Includes both ADOT and competitively awarded local projects funded by the Board; does not include legislative appropriations, federal grants or other funding.

District 7

Pinal County

- 14 projects*
- \$65.1 M

Preservation: \$50.5 M

Modernization: \$14.6 M

Expansion: \$0 M

	2027		2028		2029		2030		2031		TOTAL	
	\$ Programmed	# Projects	\$ Programmed	# Projects	\$ Programmed	# Projects	\$ Programmed	# Projects	\$ Programmed	# Projects	\$ Programmed	# Projects
District 7												
Preservation	\$0	0	\$3,842,000	3	\$46,661,088	3	\$0	0	\$0	0	\$50,503,088	6
Modernization	\$7,889,445	4	\$5,217,016	2	\$1,511,965	2	\$0	0	\$0	0	\$14,618,426	8
Expansion	\$0	0	\$0	0	\$0	0	\$0	0	\$0	0	\$0	0
Total	\$7,889,445	4	\$9,059,016	5	\$48,173,053	5	\$0	0	\$0	0	\$65,121,514	14

* Includes both ADOT and competitively awarded local projects funded by the Board; does not includes legislative appropriations, federal grants or other funding.

Questions/Discussions