



**ARIZONA**

— DEPARTMENT OF —  
**TRANSPORTATION**

# Arizona State Transportation

## Board

## Financial Report

Presentation by: Elise Maza, Program and Project Funding Administrator  
June 19, 2026

# Revenue Report:

## Highway User Revenue Fund (HURF)



### GAS TAX

May: 6.6%, strong growth  
FY 2026: 0.8%, moderate growth

### DIESEL TAX

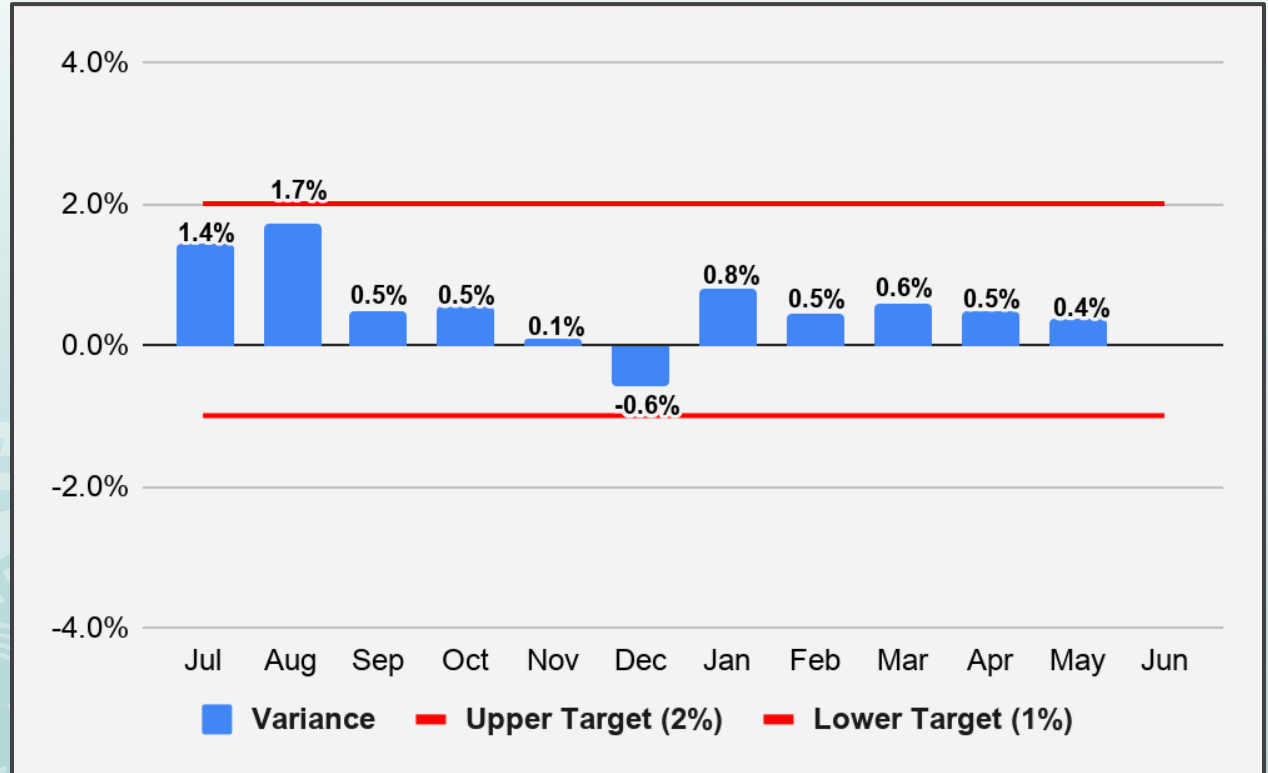
May: -2.5%, moderate decline  
FY 2026: -0.8%, moderate decline

### VLT

May: -13.5%, strong decline  
FY 2026: 2.8%, moderate growth

### REGISTRATION

May: -1.5%, moderate decline  
FY 2026: 0.9%, moderate growth



# Highway User Revenue Fund (HURF): Revenue Forecast vs. Actual

Revenue Category	May				
	FY 2025 Actual	FY 2026 Actual	FY 2025 - FY 2026 % Chg	FY 2026 Forecast	FY 2026 % Diff from Forecast
Gas Tax	\$43,315	\$46,157	6.6%	\$43,530	6.0%
Use Fuel	21,445	20,899	-2.5%	21,550	-3.0%
Vehicle License Tax	56,545	48,920	-13.5%	53,150	-8.0%
Smart & Safe AZ	0	0	-	0	-
Motor Carrier	4,026	4,025	0.0%	3,820	5.4%
Registration	17,955	17,683	-1.5%	17,400	1.6%
Other	4,508	4,924	9.2%	4,540	8.4%
<b>Total</b>	<b>\$147,793</b>	<b>\$142,608</b>	<b>-3.5%</b>	<b>\$143,990</b>	<b>-1.0%</b>

# Revenue Report:

## Regional Area Road Fund (RARF)



### RETAIL SALES

Apr: 6.2%, moderate growth

FY 2026: 4.4%, moderate growth

### CONTRACTING

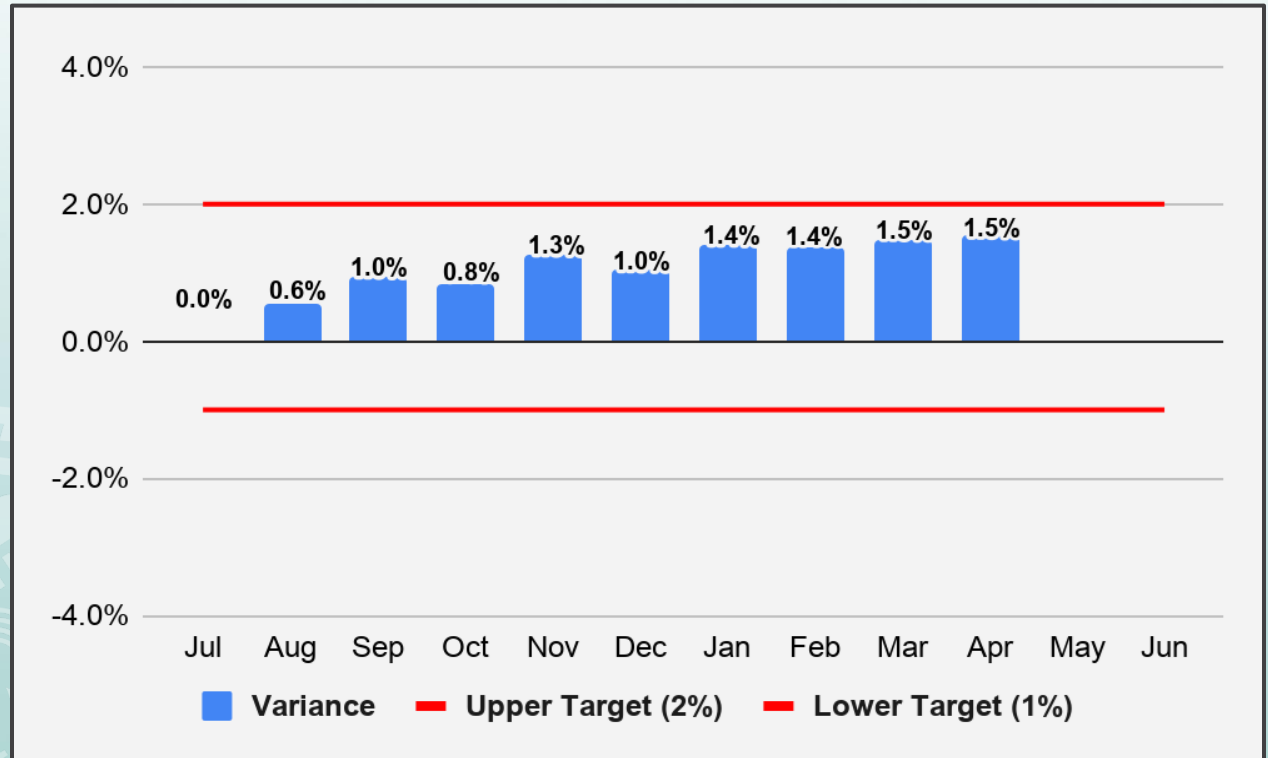
Apr: 5.9%, moderate growth

FY 2026: -4.2%, moderate decline

### RESTAURANT & BAR

Apr: 0.7%, moderate growth

FY 2026: 4.6%, moderate growth



# Regional Area Road Fund (RARF): Revenue Forecast vs. Actual

Revenue Category	April				
	FY 2025 Actual	FY 2026 Actual	FY 2025 - FY 2026 % Chg	FY 2026 Forecast	FY 2026 % Diff from Forecast
Retail Sales	\$37,352	\$39,650	6.2%	\$39,270	1.0%
Contracting	7,681	8,132	5.9%	7,300	11.4%
Utilities	2,557	3,087	20.7%	2,880	7.2%
Restaurant & Bar	8,105	8,161	0.7%	8,270	-1.3%
Rental of Real Property	7,625	8,191	7.4%	8,060	1.6%
Rental of Personal Property	2,991	3,438	14.9%	3,200	7.4%
Other	2,482	1,862	-25.0%	2,050	-9.2%
<b>Total</b>	<b>\$68,794</b>	<b>\$72,521</b>	<b>5.4%</b>	<b>\$71,030</b>	<b>2.1%</b>

# Additional Updates

- **Federal Aid Program**



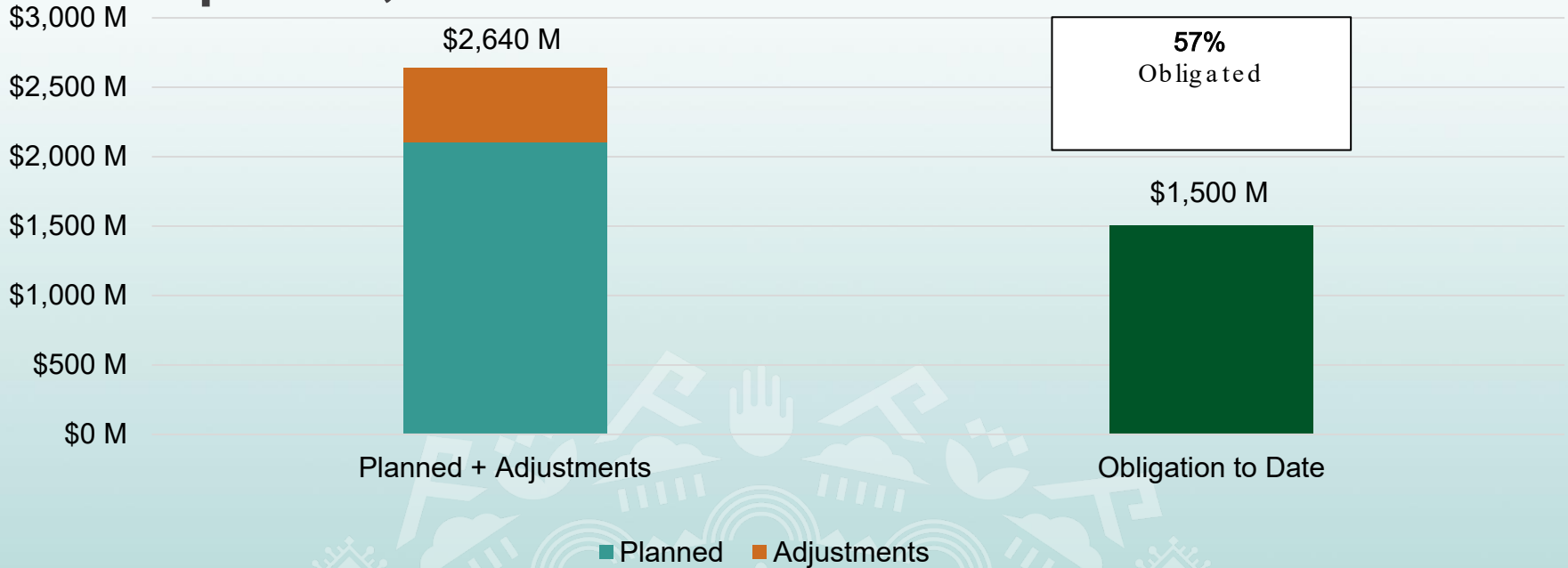
- **Debt Financing Program**

- HURF Capacity
- RARF Capacity

- **Cash Management**



# SFY 2026 as of April 30, 2026



\*Program capacity increased by \$535.4M over the approved program due to adjustments. These adjustments include award adjustments that resulted in \$477.7M in bid savings, final voucher budget releases of \$52.5M and \$5.1M in project cancellations.