



US-95 & Cone Springs

**2027-2031**

Arizona Department of Transportation  
Five Year Facilities Construction Program

# 2027-2031 Five-Year Transportation Facilities Construction Program

June 19, 2026

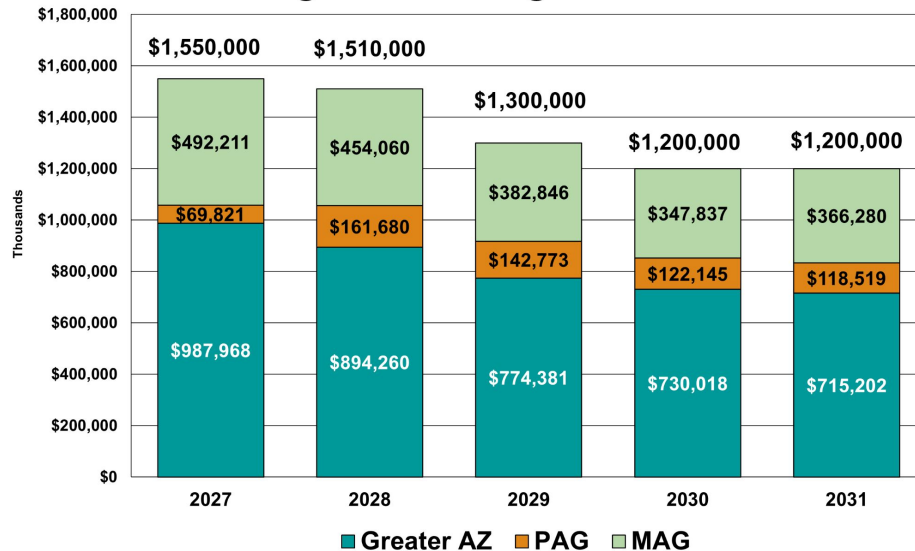
Iqbal Hossain

Multimodal Planning Division

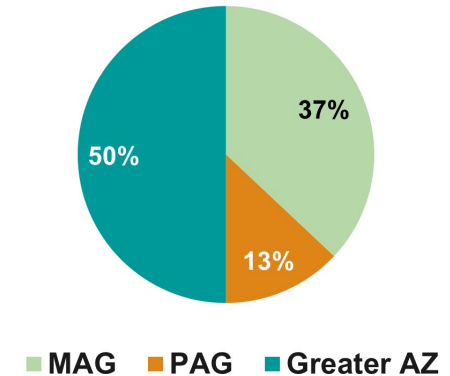
# Regional Funding for 2027-2031 5-yr Program

- \$6.76 B over 5 years for projects across all regions, \$4.1 B of which is for ADOT’s system and local competitive projects
- Does not include any funding sources outside of regional allocations
- Subject to change annually based on economic and financial conditions

**Regional Funding Distribution**



**Regional Allocation Percentage Distribution**



# Programming Considerations

- Fiscal Constraint
- Project Budgets:
  - Year of expenditure
  - Changes in treatment type
  - Project complexities - identified as project is developed
- Project readiness/constructability
- Risk based prioritization



I-40 & US-93 Interchange in Kingman, AZ

## Greater Arizona Highway Projects

# Greater Arizona Highway Projects

- Five year total \$4.1 B
- 50% programmed by Board
- Excludes Maricopa and Pima Counties
- Includes subprograms and local projects funded from competitive subprograms

# District 1

*Maricopa County*

- 24 projects\*
- \$134 M

Preservation: \$106.4 M

Modernization: \$27.7 M

Expansion: \$0 M

\*see Maricopa County section for  
MAG Expansion Projects

	2027		2028		2029		2030		2031		TOTAL	
	\$ Programmed	# Projects	\$ Programmed	# Projects	\$ Programmed	# Projects	\$ Programmed	# Projects	\$ Programmed	# Projects	\$ Programmed	# Projects
<b>District 1</b>												
Preservation	\$38,088,433	1	\$48,295,166	2	\$20,000,000	1	\$0	0	\$0	0	\$106,383,599	4
Modernization	\$7,960,330	10	\$5,062,715	5	\$14,654,641	5	\$0	0	\$0	0	\$27,677,686	20
Expansion	\$0	0	\$0	0	\$0	0	\$0	0	\$0	0	\$0	0
<b>Total</b>	<b>\$46,048,763</b>	<b>11</b>	<b>\$53,357,881</b>	<b>7</b>	<b>\$34,654,641</b>	<b>6</b>	<b>\$0</b>	<b>0</b>	<b>\$0</b>	<b>0</b>	<b>\$134,061,285</b>	<b>24</b>

\* Includes both ADOT and competitively awarded local projects funded by the Board; does not includes legislative appropriations, federal grants or other funding.

# District 2

*Pima County*

- 27 projects\*
- \$35.3 M

Preservation: \$6.2 M  
 Modernization: \$29.1 M  
 Expansion: \$0 M

\*see Pima County section for  
 PAG Expansion Projects

	2027		2028		2029		2030		2031		TOTAL	
	\$ Programmed	# Projects	\$ Programmed	# Projects	\$ Programmed	# Projects	\$ Programmed	# Projects	\$ Programmed	# Projects	\$ Programmed	# Projects
<b>District 2</b>												
Preservation	\$0	0	\$0	0	\$6,187,291	1	\$0	0	\$0	0	\$6,187,291	1
Modernization	\$10,264,874	16	\$5,081,227	5	\$13,800,759	5	\$0	0	\$0	0	\$29,146,860	26
Expansion	\$0	0	\$0	0	\$0	0	\$0	0	\$0	0	\$0	0
<b>Total</b>	<b>\$10,264,874</b>	<b>16</b>	<b>\$5,081,227</b>	<b>5</b>	<b>\$19,988,050</b>	<b>6</b>	<b>\$0</b>	<b>0</b>	<b>\$0</b>	<b>0</b>	<b>\$35,334,151</b>	<b>27</b>

\* Includes both ADOT and competitively awarded local projects funded by the Board; does not includes legislative appropriations, federal grants or other funding.

# District 3

*Cochise, Greenlee and Santa Cruz Counties*

- 25 projects\*
- \$215 M

Preservation: \$160.3 M

Modernization: \$33.5 M

Expansion: \$21.2M

	2027		2028		2029		2030		2031		TOTAL	
	\$ Programmed	# Projects	\$ Programmed	# Projects	\$ Programmed	# Projects	\$ Programmed	# Projects	\$ Programmed	# Projects	\$ Programmed	# Projects
<b>District 3</b>												
Preservation	\$68,584,126	6	\$18,347,880	3	\$63,392,473	3	\$5,000,000	1	\$5,000,000	1	\$160,324,479	14
Modernization	\$30,250,826	5	\$2,037,934	3	\$420,000	1	\$759,487	1	\$0	0	\$33,468,247	10
Expansion	\$21,208,908	1	\$0	0	\$0	0	\$0	0	\$0	0	\$21,208,908	1
<b>Total</b>	<b>\$120,043,860</b>	<b>12</b>	<b>\$20,385,814</b>	<b>6</b>	<b>\$63,812,473</b>	<b>4</b>	<b>\$5,759,487</b>	<b>2</b>	<b>\$5,000,000</b>	<b>1</b>	<b>\$215,001,634</b>	<b>25</b>

\* Includes both ADOT and competitively awarded local projects funded by the Board; does not include legislative appropriations, federal grants or other funding.

# District 4

*Gila and Graham Counties*

- 12 projects\*
- \$134.6 M

Preservation: \$44.8 M

Modernization: \$6.9 M

Expansion: \$82.75 M

	2027		2028		2029		2030		2031		TOTAL	
	\$ Programmed	# Projects	\$ Programmed	# Projects	\$ Programmed	# Projects	\$ Programmed	# Projects	\$ Programmed	# Projects	\$ Programmed	# Projects
<b>District 4</b>												
Preservation	\$13,800,000	3	\$575,000	1	\$1,000,000	1	\$29,508,017	1	\$0	0	\$44,883,017	6
Modernization	\$3,005,765	3	\$3,984,247	1	\$0	0	\$0	0	\$0	0	\$6,990,012	4
Expansion	\$50,500,000	1	\$32,250,000	1	\$0	0	\$0	0	\$0	0	\$82,750,000	2
<b>Total</b>	<b>\$67,305,765</b>	<b>7</b>	<b>\$36,809,247</b>	<b>3</b>	<b>\$1,000,000</b>	<b>1</b>	<b>\$29,508,017</b>	<b>1</b>	<b>\$0</b>	<b>0</b>	<b>\$134,623,029</b>	<b>12</b>

\* Includes both ADOT and competitively awarded local projects funded by the Board; does not include legislative appropriations, federal grants or other funding.

# District 5

*Coconino, Navajo and Apache Counties*

- 56 projects\*
- \$603.8 M

Preservation: \$538.1 M

Modernization: \$40.1 M

Expansion: \$25.6 M

	2027		2028		2029		2030		2031		TOTAL	
	\$ Programmed	# Projects	\$ Programmed	# Projects	\$ Programmed	# Projects	\$ Programmed	# Projects	\$ Programmed	# Projects	\$ Programmed	# Projects
<b>District 5</b>												
Preservation	\$174,591,423	7	\$127,949,671	9	\$50,654,483	5	\$132,908,764	5	\$52,000,000	2	\$538,104,341	28
Modernization	\$8,523,345	16	\$17,423,275	5	\$11,939,809	4	\$2,200,000	1	\$0	0	\$40,086,429	26
Expansion	\$0	0	\$0	0	\$25,596,322	2	\$0	0	\$0	0	\$25,596,322	2
<b>Total</b>	<b>\$183,114,768</b>	<b>23</b>	<b>\$145,372,946</b>	<b>14</b>	<b>\$88,190,614</b>	<b>11</b>	<b>\$135,108,764</b>	<b>6</b>	<b>\$52,000,000</b>	<b>2</b>	<b>\$603,787,092</b>	<b>56</b>

\* Includes both ADOT and competitively awarded local projects funded by the Board; does not include legislative appropriations, federal grants or other funding.

# District 6

*Yavapai, Yuma, Mohave, and  
La Paz County*

- 86 projects\*
- \$738.1 M

Preservation: \$516.4 M

Modernization: \$129.3 M

Expansion: \$92.4 M

	2027		2028		2029		2030		2031		TOTAL	
	\$ Programmed	# Projects	\$ Programmed	# Projects	\$ Programmed	# Projects	\$ Programmed	# Projects	\$ Programmed	# Projects	\$ Programmed	# Projects
<b>District 6</b>												
Preservation	\$69,679,301	4	\$190,319,115	5	\$225,346,144	4	\$29,055,211	2	\$2,000,000	1	\$516,399,771	16
Modernization	\$47,958,032	35	\$50,959,686	19	\$27,188,981	9	\$3,200,000	1	\$0	0	\$129,306,699	64
Expansion	\$60,381,339	4	\$32,000,000	2	\$0	0	\$0	0	\$0	0	\$92,381,339	6
<b>Total</b>	<b>\$178,018,672</b>	<b>43</b>	<b>\$273,278,801</b>	<b>26</b>	<b>\$252,535,125</b>	<b>13</b>	<b>\$32,255,211</b>	<b>3</b>	<b>\$2,000,000</b>	<b>1</b>	<b>\$738,087,809</b>	<b>86</b>

\* Includes both ADOT and competitively awarded local projects funded by the Board; does not include legislative appropriations, federal grants or other funding.

# District 7

*Pinal County*

- 14 projects\*
- \$65.1 M

Preservation: \$50.5 M

Modernization: \$14.6 M

Expansion: \$0 M

	2027		2028		2029		2030		2031		TOTAL	
	\$ Programmed	# Projects	\$ Programmed	# Projects	\$ Programmed	# Projects	\$ Programmed	# Projects	\$ Programmed	# Projects	\$ Programmed	# Projects
<b>District 7</b>												
Preservation	\$0	0	\$3,842,000	3	\$46,661,088	3	\$0	0	\$0	0	\$50,503,088	6
Modernization	\$7,889,445	4	\$5,217,016	2	\$1,511,965	2	\$0	0	\$0	0	\$14,618,426	8
Expansion	\$0	0	\$0	0	\$0	0	\$0	0	\$0	0	\$0	0
<b>Total</b>	<b>\$7,889,445</b>	<b>4</b>	<b>\$9,059,016</b>	<b>5</b>	<b>\$48,173,053</b>	<b>5</b>	<b>\$0</b>	<b>0</b>	<b>\$0</b>	<b>0</b>	<b>\$65,121,514</b>	<b>14</b>

\* Includes both ADOT and competitively awarded local projects funded by the Board; does not includes legislative appropriations, federal grants or other funding.



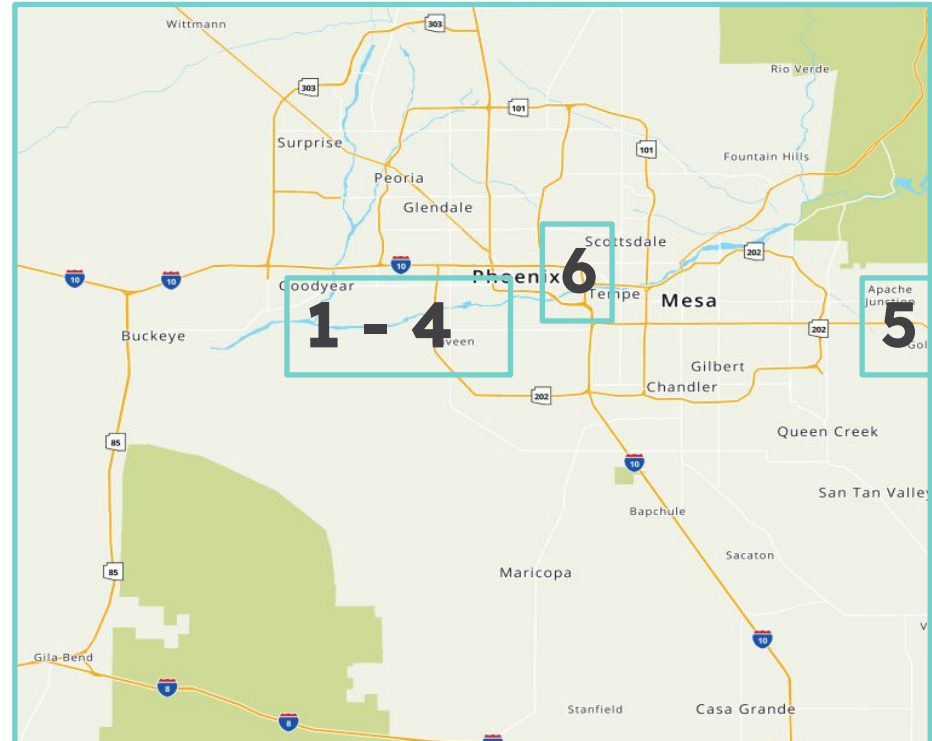
SR 145 at SR 202L in Maricopa County

## Maricopa County Projects

# Maricopa County Regional Transportation Plan Freeway Program

- Five year total \$2.04 B
- 37% allocated for ADOT routes in Maricopa County
- Primarily expansion projects

# Maricopa County Regional Transportation Program Construction Projects



#	Project	2027	2028	2029	2030	2031
1	SR 30 (Tres Rios): 97th Ave - 71st Ave	\$ 160,721,969	\$ 300,000,000			
2	SR 30 (Tres Rios): 71st Ave - SR 202L	\$ 296,226,143	\$ 100,000,000			
3	SR 30 (Tres Rios): Dysart Rd - 97th Ave			\$ 381,580,449		
4	SR 30 (Tres Rios): Estrella Pkwy - Dysart Rd				\$ 252,000,000	
5	60 (Superstition): Ellsworth Road to Meridian Road				\$ 37,436,735	
6	I-10/SR 202L/SR 51 Mini Stack to SR 51 at Thomas Rd					\$148,234,237



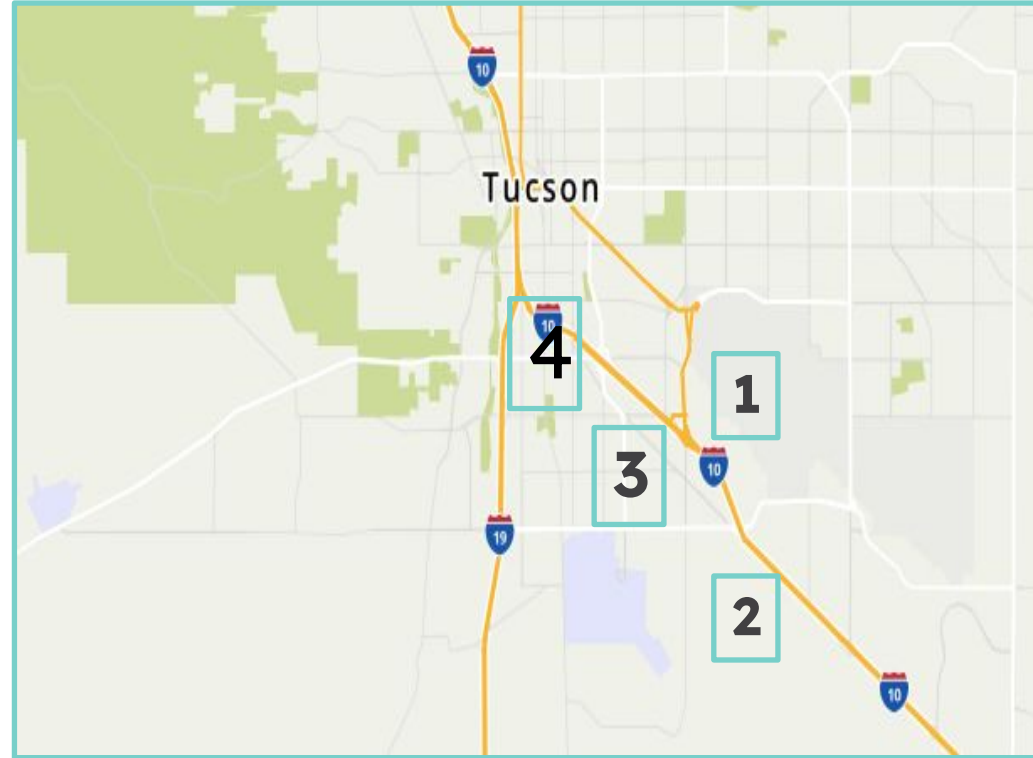
I-10 at Orange Grove Rd In Pima County

## Pima County Projects

# Pima County Regional Transportation Highway Program

- Five year total \$614.9 M
- 13% allocated for ADOT routes in Pima County
- Programmed primarily by PAG
- Section also includes additional funding provided by the region

# Pima County Regional Transportation Program Construction Projects



#	Project	2027	2028	2029	2030	2031
1	Country Club Rd & Kino Parkway TIs	\$ 13,294,851				
2	I-10: Alvernon Way to Valencia Rd (Barraza Aviation Pkwy)		\$ 100,705,000	\$ 105,051,031		
3	I-10 at Park Ave TI Ramp Reconstruction		\$ 57,787,997			
4	I-10 at 6th Ave TI			\$ 25,000,000		



Grand Canyon National Park Airport

## Airport Capital Improvement Program

# Airport Capital Improvement Program

- Five year total \$186.1 M
- Over 100 New Airport Project
- Congratulations – Grand Canyon National Park Airport (GCN), ADOT's Airport of the Year 2026

**ADOT Multimodal Planning Division - Airport Development Group**  
**Summary of Airport Development CIP Program Dollars**  
**Program Year 2027-2031**

<b>Airport Development CIP Sub-Program</b>	<b>FY 2027</b>	<b>FY 2028</b>	<b>FY 2029</b>	<b>FY 2030</b>	<b>FY 2031</b>	<b>TOTAL</b>
FAA Match Set Aside (FSL)	\$8,000,000	\$7,250,000	\$6,500,000	\$5,750,000	\$5,000,000	\$32,500,000
State-Funded Development Grants (SL)	\$10,000,000	\$10,000,000	\$10,000,000	\$10,000,000	\$10,000,000	\$50,000,000
Airport Pavement Maintenance System (APMS)	\$7,177,636	\$10,000,000	\$5,000,000	\$5,000,000	\$5,000,000	\$30,000,000
Grand Canyon National Park Airport (GCN)	\$16,852,732	\$6,035,400	\$9,998,900	\$5,526,415	\$28,044,789	\$66,458,236
ADOT Airport Development Group Projects (Aero)	\$750,000	\$1,050,000	\$1,050,000	\$1,050,000	\$1,050,000	\$4,950,000
<b>Total Five-Year CIP Program</b>	<b>\$42,780,368</b>	<b>\$34,335,400</b>	<b>\$32,548,900</b>	<b>\$27,326,415</b>	<b>\$49,094,789</b>	<b>\$186,085,872</b>

# Requested Action

- Approval of the final 2027 - 2031 Arizona Department of Transportation Five Year Facilities Construction Program, as presented

# Questions/Discussions