



STATE ENGINEER'S REPORT

September 16, 2016 Transportation Board Meeting

- **139** projects under construction **\$1,756.5** Million
- **10** projects finalized in **August** **\$11.5** Million
- Fiscal Year to date: **16** projects finalized



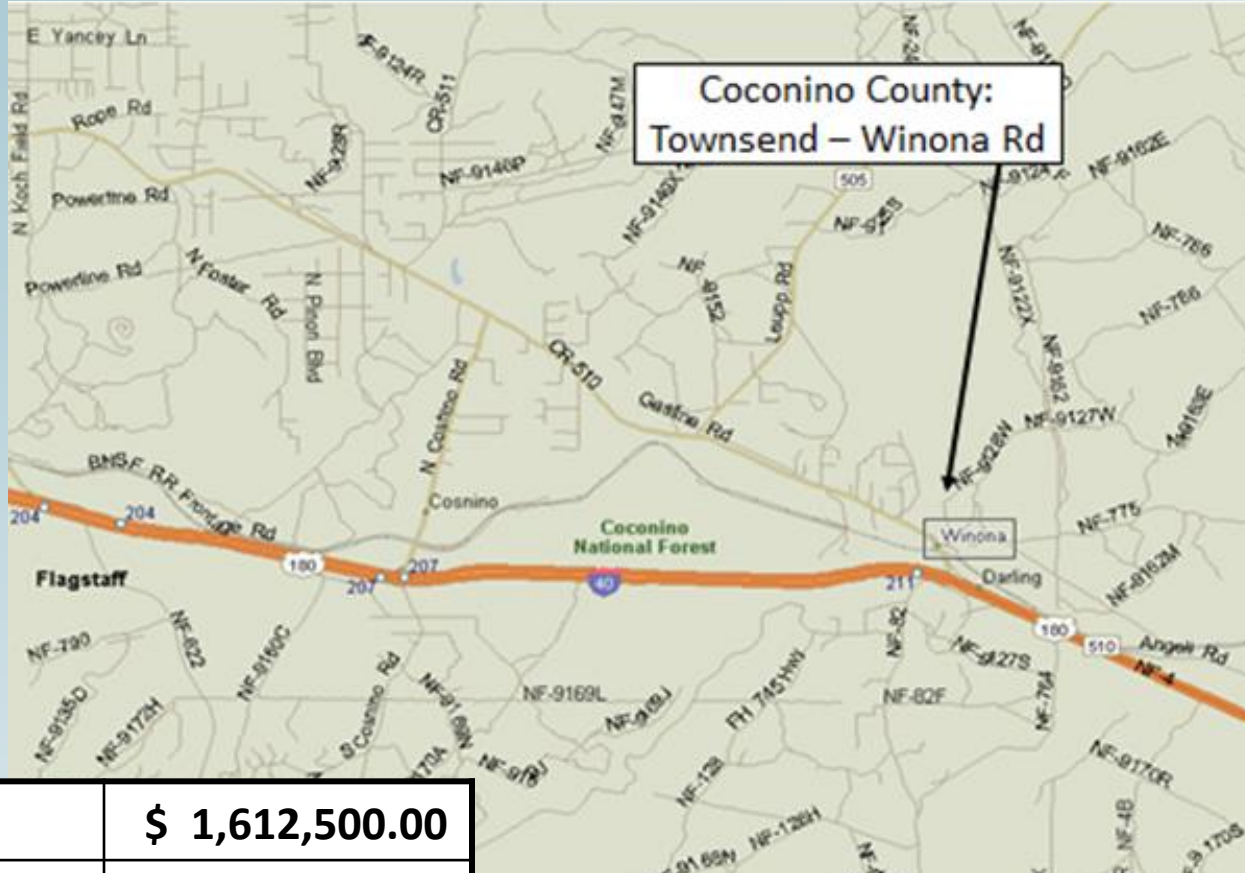
Summary of Construction Contracts

Item	Highway	Low bid	State Estimate	Difference	Percent
3i	Local	\$1,612,500.00	\$1,596,522.75	\$15,977.25	1.0%
3j	Local	\$523,246.70	\$585,895.00	(\$62,648.30)	-10.7%
3k	Local	\$2,090,999.89	\$1,949,934.00	\$141,065.89	7.2%
3l	Local	\$1,870,822.10	\$1,957,740.00	(\$86,917.90)	-4.4%
3m	Local	\$1,722,244.25	\$1,750,512.20	(\$28,267.95)	-1.6%
3n	Local	\$753,000.00	\$831,485.25	(\$78,485.25)	-9.4%
3o	Local	\$3,219,166.80	\$3,218,029.65	\$1,137.15	0.0%
3p	Local	\$739,735.95	\$863,522.00	(\$123,786.05)	-14.3%
3q	I-10	\$1,426,624.00	\$1,441,007.20	(\$14,383.20)	-1.0%
3r	US89	\$470,000.00	\$438,176.60	\$31,823.40	7.3%
3s	SR89	\$211,010.43	\$229,639.00	(\$18,628.57)	-8.1%
3t	SR101	\$1,337,681.50	\$1,326,517.00	\$11,164.50	0.8%
3u	US191	\$882,944.99	\$911,863.25	(\$28,918.26)	-3.2%
3v	SR260	\$1,349,271.83	\$1,457,563.50	(\$108,291.67)	-7.4%
3w	SR260	\$406,387.06	\$445,725.00	(\$39,337.94)	-8.8%
10a*	I-40	\$528,242.53	\$1,196,498.58	(\$668,256.05)	-55.9%
10b*	US89A	\$1,520,194.70	\$1,932,691.05	(\$412,496.35)	-21.3%
10c*	SR287	\$2,212,348.11	\$2,914,017.44	(\$701,669.33)	-24.1%
10d*	Local	\$1,506,942.00	\$1,256,849.68	\$250,092.32	19.9%
TOTAL THIS MONTH		\$24,383,362.84	\$26,304,189.15	(\$1,920,826.31)	-7.3%
TOTAL FY TO DATE		\$38,738,049.01	\$41,927,278.30	(\$3,189,229.29)	-7.6%

* Non-consent (Contract) items



Agenda Item 3i: Local



Low Bid	\$ 1,612,500.00
State Estimate	\$ 1,956,522.75
\$ Over	\$ 15,977.25
% Over	1.0%

Reason for Difference:

- Grading Roadway for Pavement



Agenda Item 3j: Local



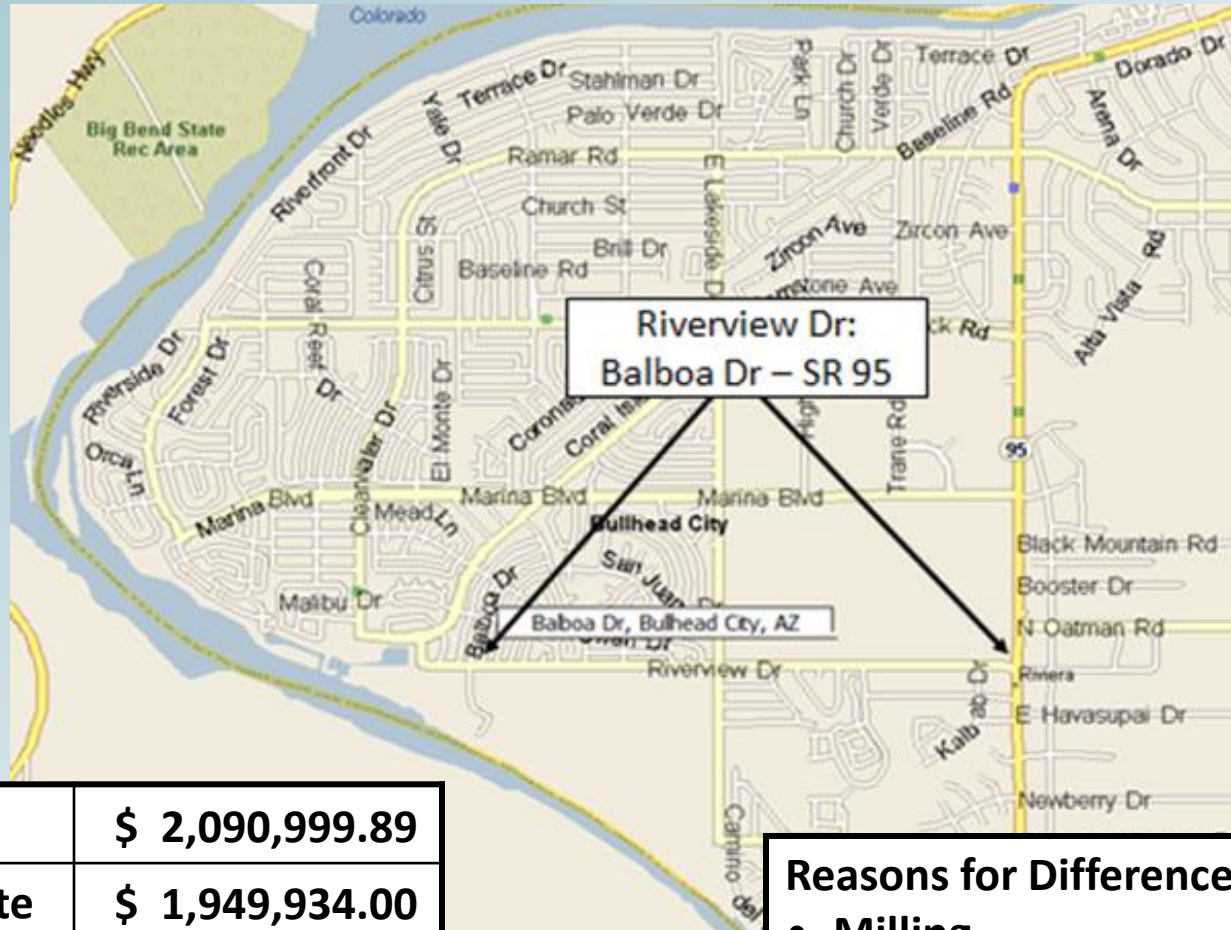
Low Bid	\$ 523,246.70
State Estimate	\$ 585,895.00
\$ Under	(\$ 62,648.30)
% Under	(10.7%)

Reason for Difference:

- Drilled Electrical Conduit



Agenda Item 3k: Local



Low Bid	\$ 2,090,999.89
State Estimate	\$ 1,949,934.00
\$ Over	\$ 141,065.89
% Over	7.2%

- Reasons for Difference:**
- Milling
 - Aggregate Base
 - AC Paving



Agenda Item 3I: Local



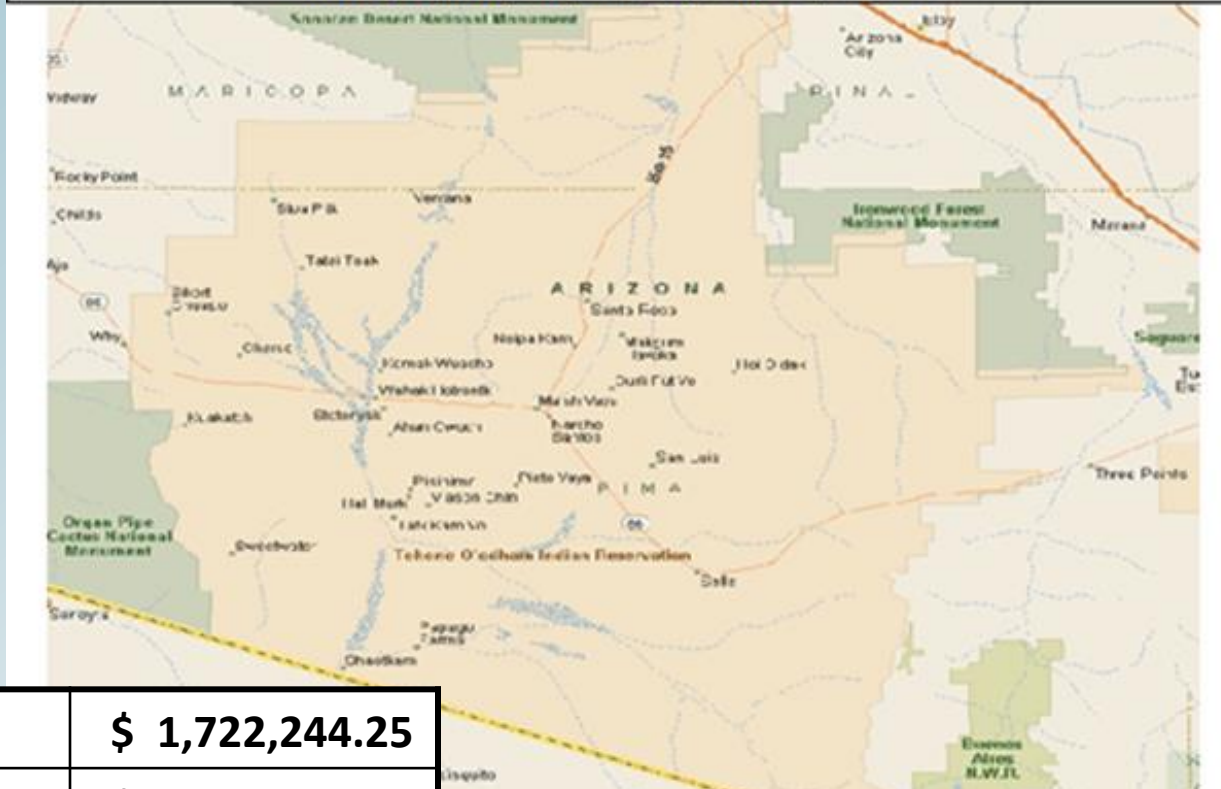
Low Bid	\$ 1,870,822.10
State Estimate	\$ 1,957,740.00
\$ Under	(\$ 86,917.90)
% Under	(4.4%)

- Reasons for Difference:**
- RipRap
 - Retaining Wall



Agenda Item 3m: Local

Various Tohono O'Odham Nation Highways:
IRR 1, 16, 20, 21, 24, 29, 30, 35, and 42



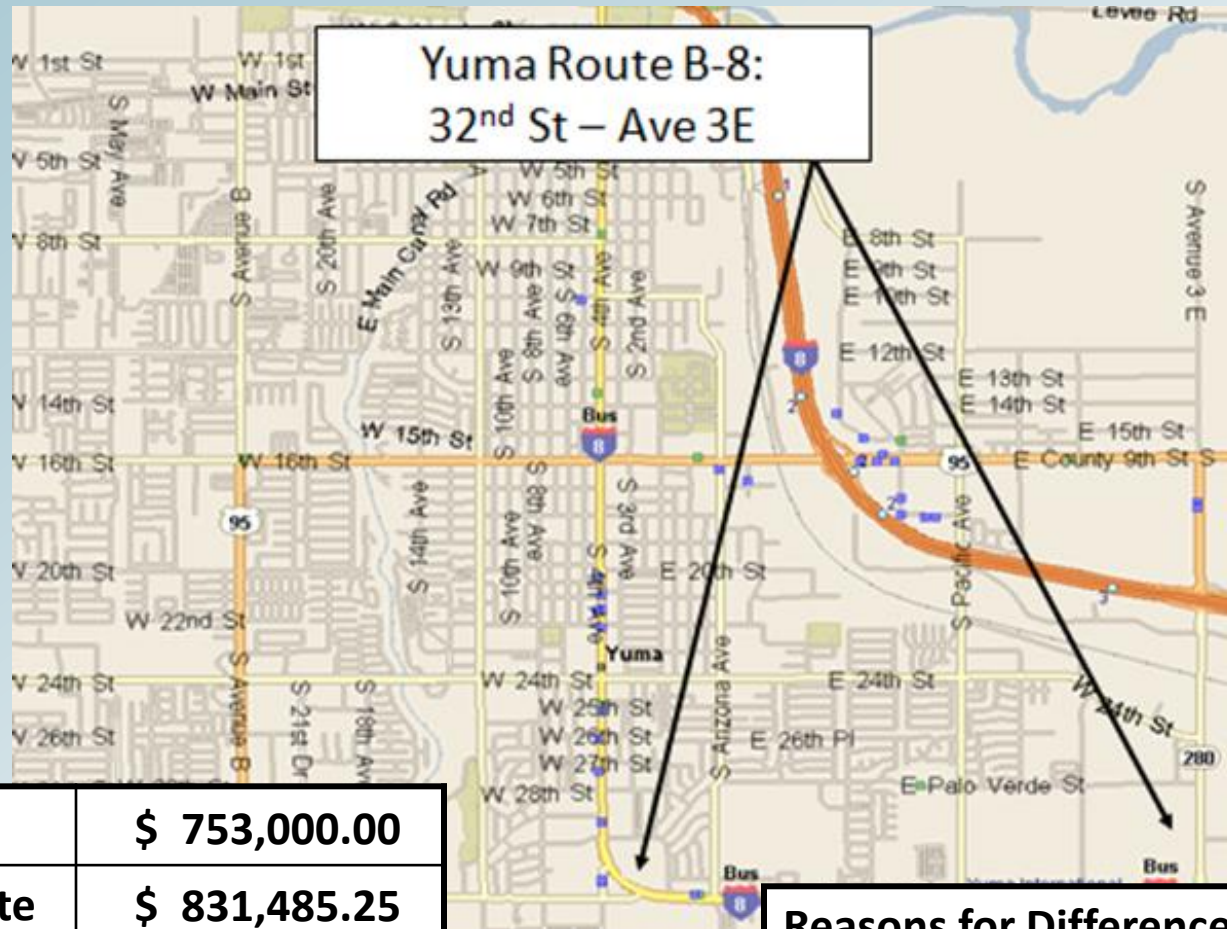
Low Bid	\$ 1,722,244.25
State Estimate	\$ 1,750,512.20
\$ Under	(\$ 28,267.95)
% Under	(1.6%)

Reasons for Difference:

- Foundations
- Sign Posts



Agenda Item 3n: Local



Low Bid	\$ 753,000.00
State Estimate	\$ 831,485.25
\$ Under	(\$ 78,485.25)
% Under	(9.4%)

Reasons for Difference:

- Mineral Aggregate
- Asphalt Emulsion



Agenda Item 3o: Local

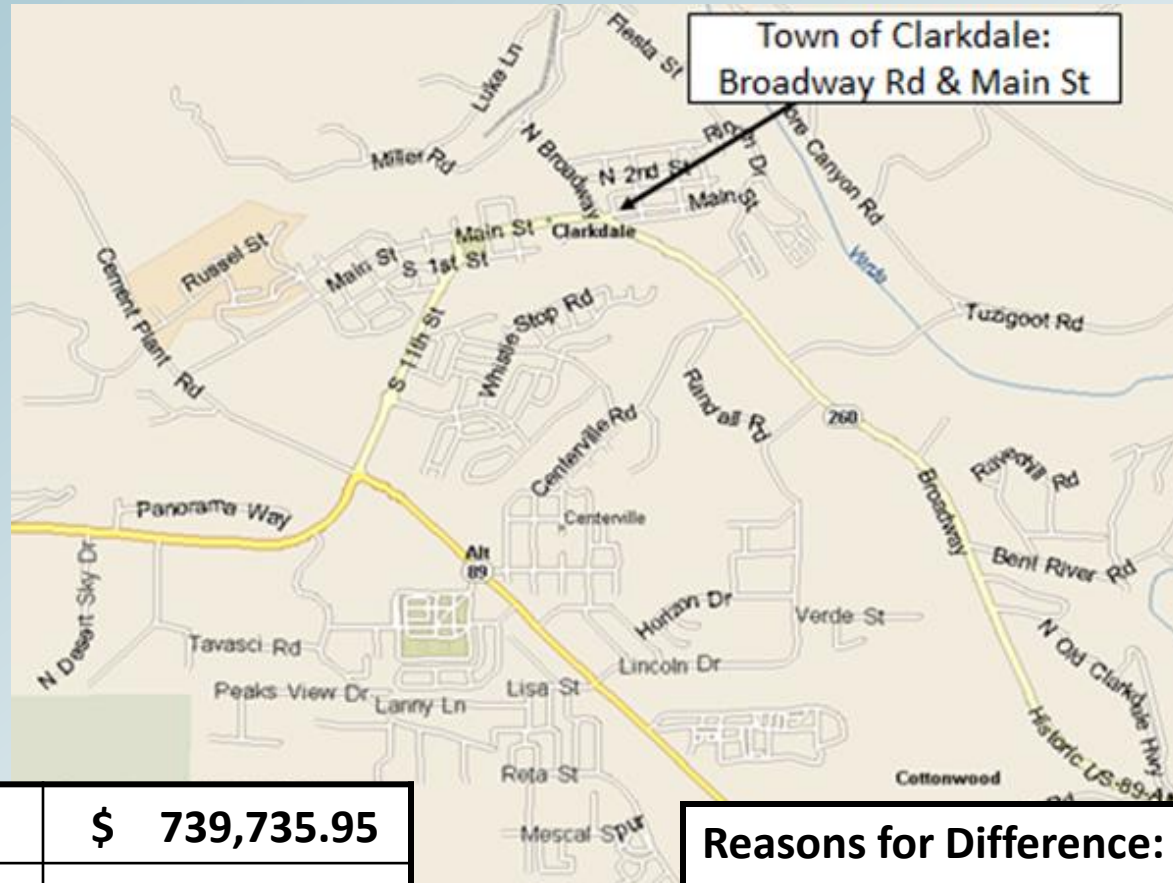


Low Bid	\$ 3,219,166.80
State Estimate	\$ 3,218,029.65
\$ Over	\$ 1,137.15
% Over	0.0%

- Reasons for Difference:**
- Removals by Milling
 - Grading
 - Mobilization



Agenda Item 3p: Local



Low Bid	\$ 739,735.95
State Estimate	\$ 863,522.00
\$ Under	(\$ 123,786.05)
% Under	(14.3%)

- Reasons for Difference:**
- Roadway Excavation
 - Removals
 - Aggregate Base



Agenda Item 3q: I-10

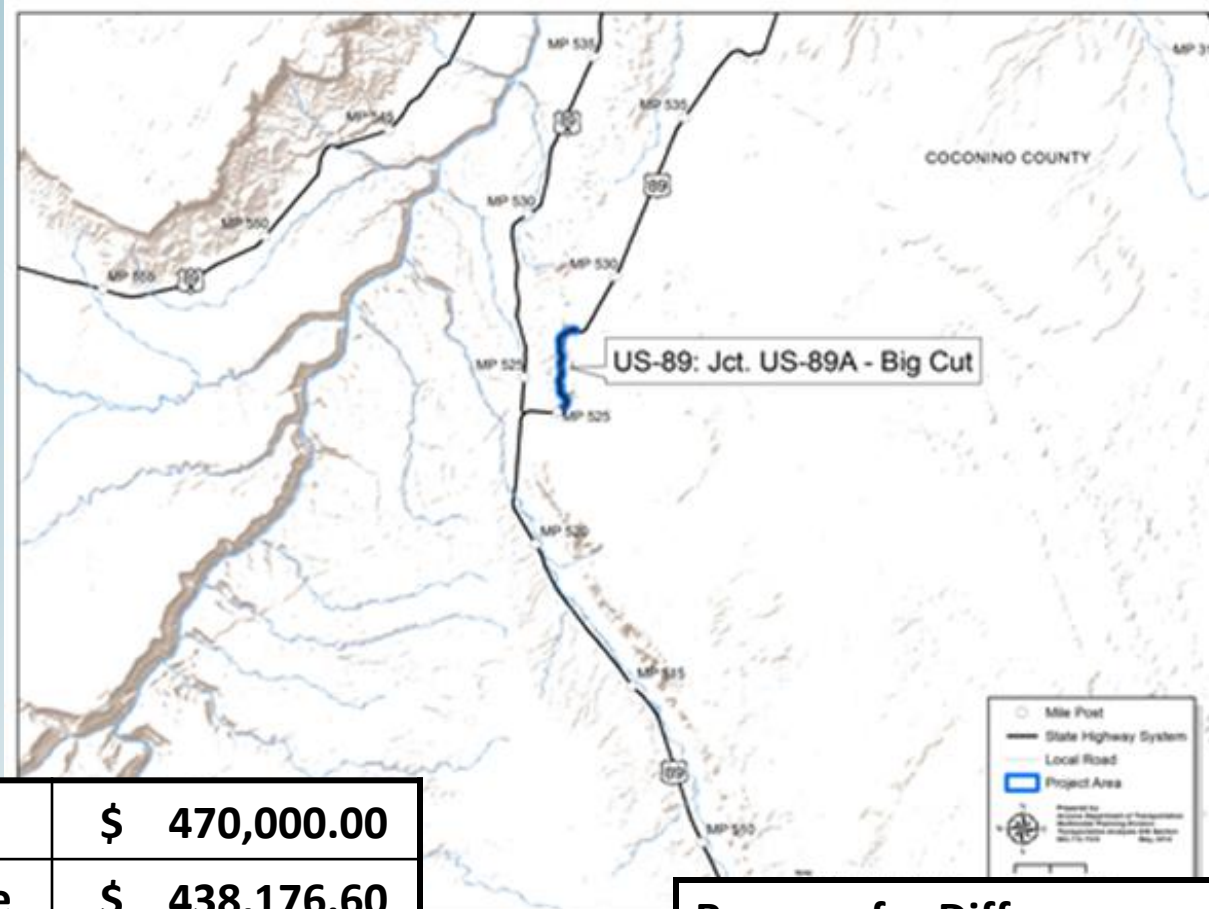


Low Bid	\$ 1,426,624.00
State Estimate	\$ 1,441,007.20
\$ Under	(\$ 14,383.20)
% Under	(1.0%)

- Reasons for Difference:**
- Structural Concrete
 - Rebar and Dowels
 - Milling Deck



Agenda Item 3r: US89

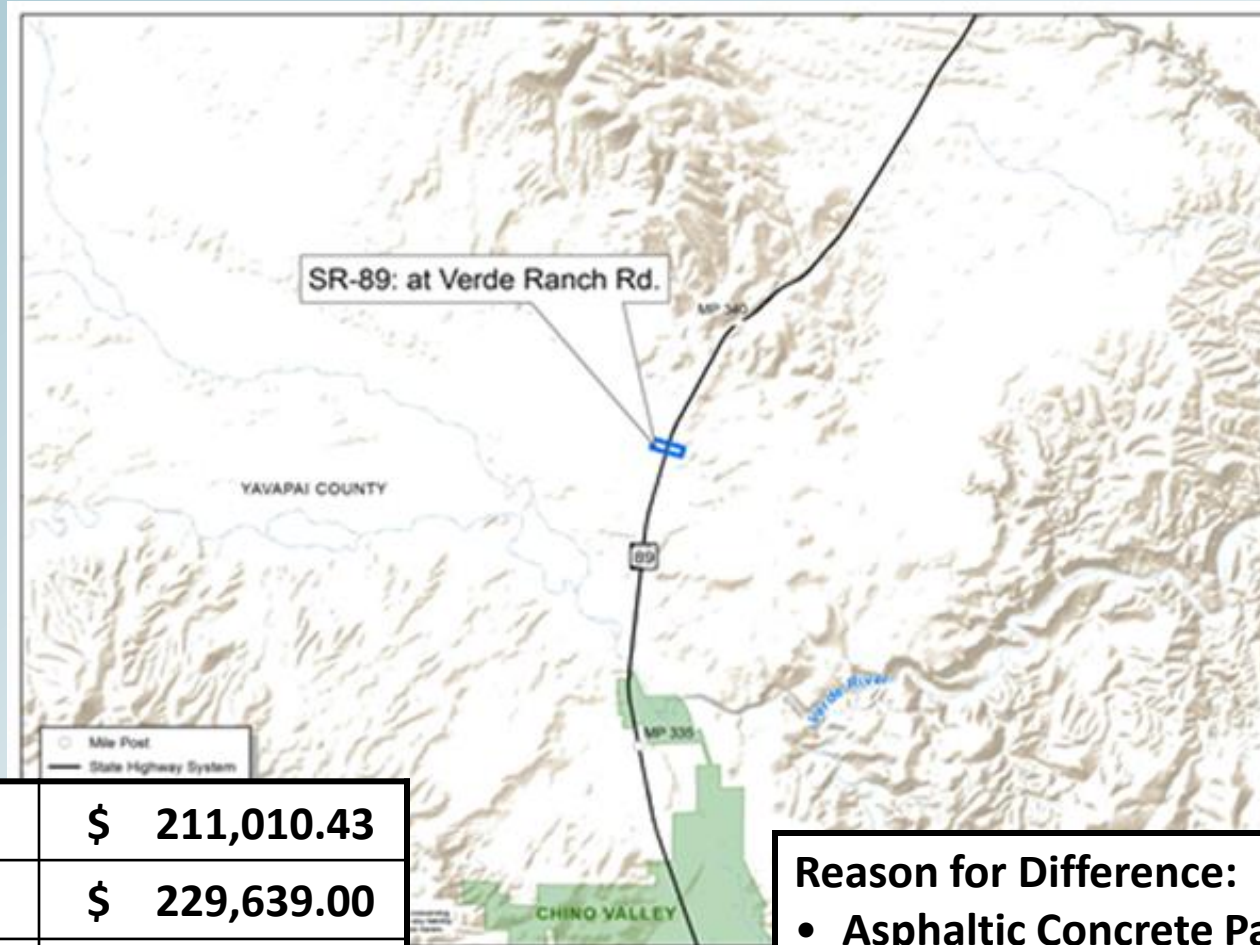


Low Bid	\$ 470,000.00
State Estimate	\$ 438,176.60
\$ Over	\$ 31,823.40
% Over	7.3%

- Reasons for Difference:**
- Aggregate Base
 - Asphaltic Concrete



Agenda Item 3s: SR89



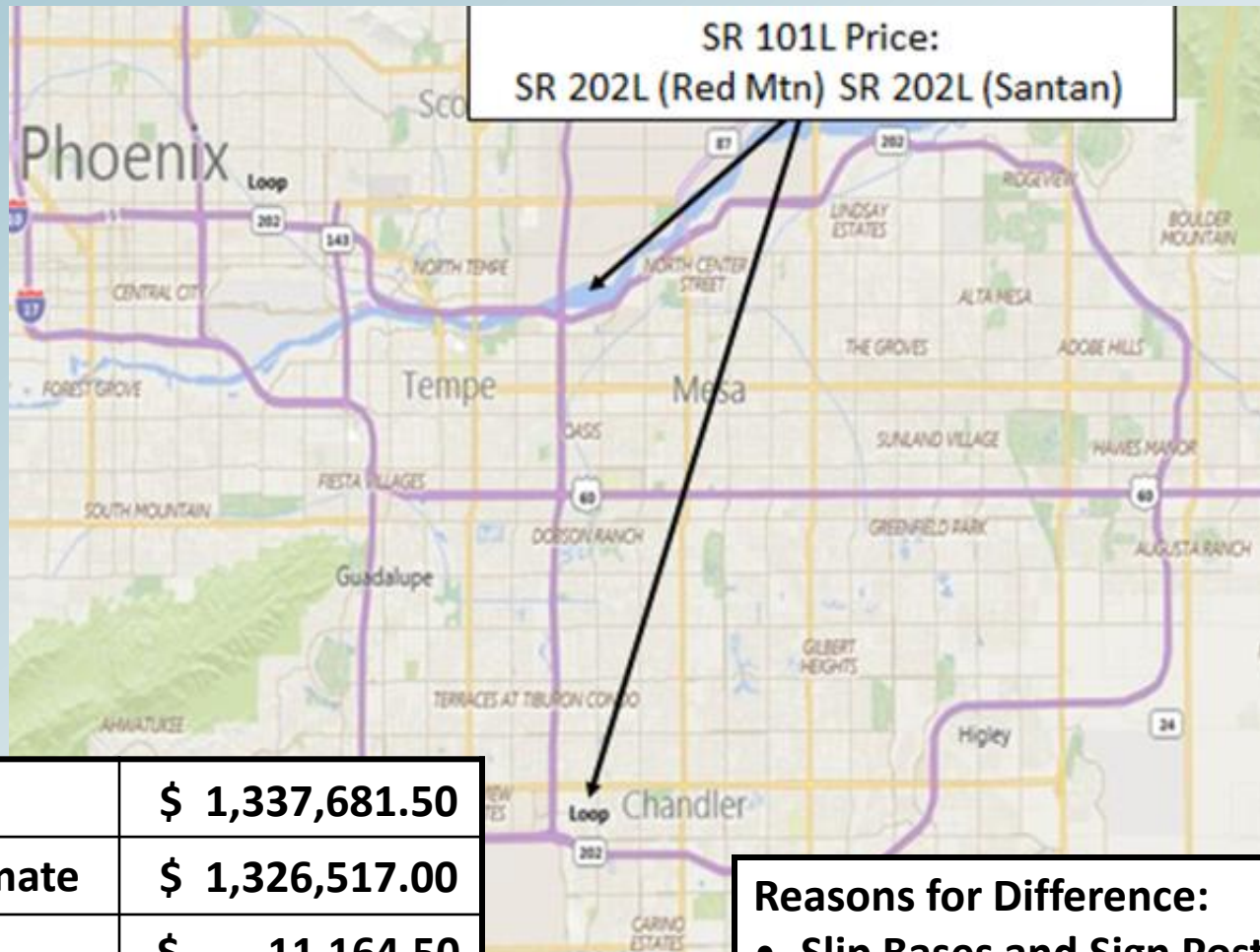
Low Bid	\$ 211,010.43
State Estimate	\$ 229,639.00
\$ Under	(\$ 18,628.57)
% Under	(8.1%)

Reason for Difference:

- Asphaltic Concrete Pavement



Agenda Item 3t: SR101L



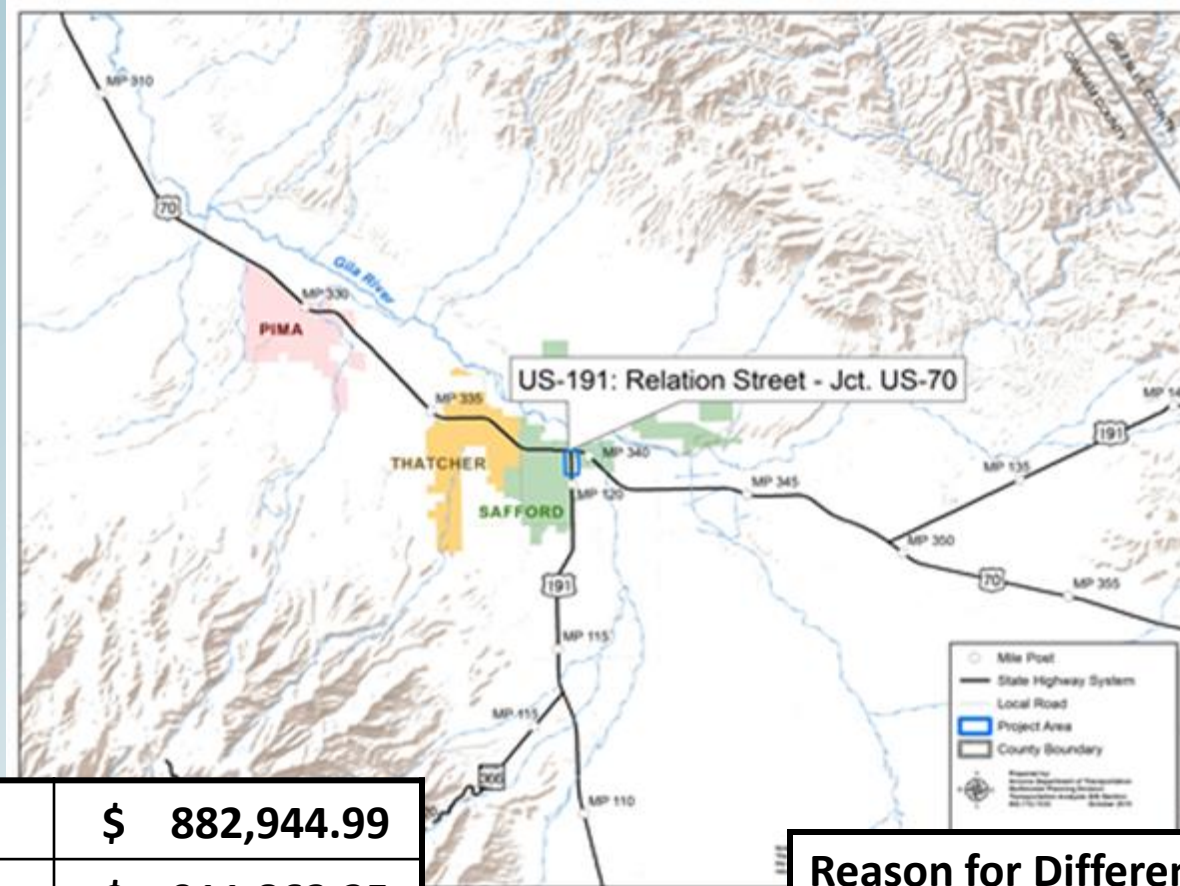
Low Bid	\$ 1,337,681.50
State Estimate	\$ 1,326,517.00
\$ Over	\$ 11,164.50
% Over	0.8%

Reasons for Difference:

- Slip Bases and Sign Posts



Agenda Item 3u: US191

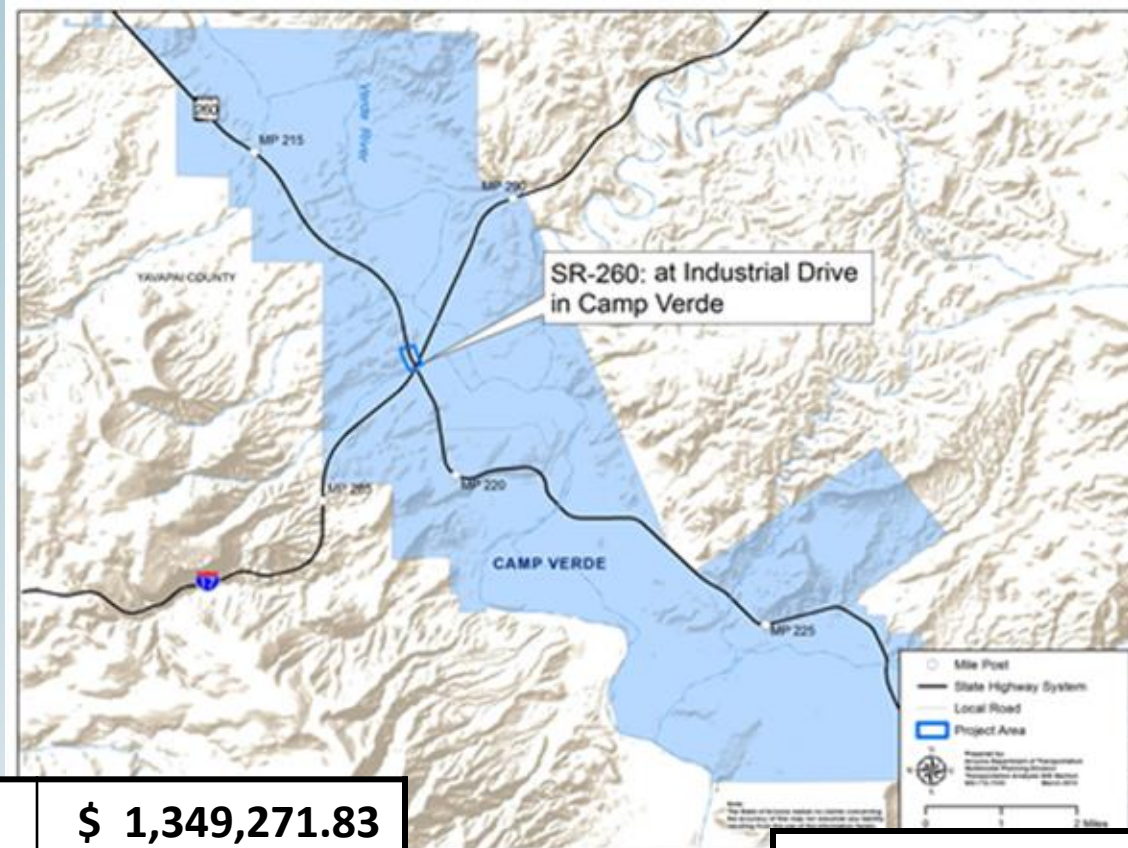


Low Bid	\$ 882,944.99
State Estimate	\$ 911,863.25
\$ Under	(\$ 28,918.26)
% Under	(3.2%)

- Reason for Difference:**
- Asphaltic Concrete
 - Aggregate Base



Agenda Item 3v: SR260

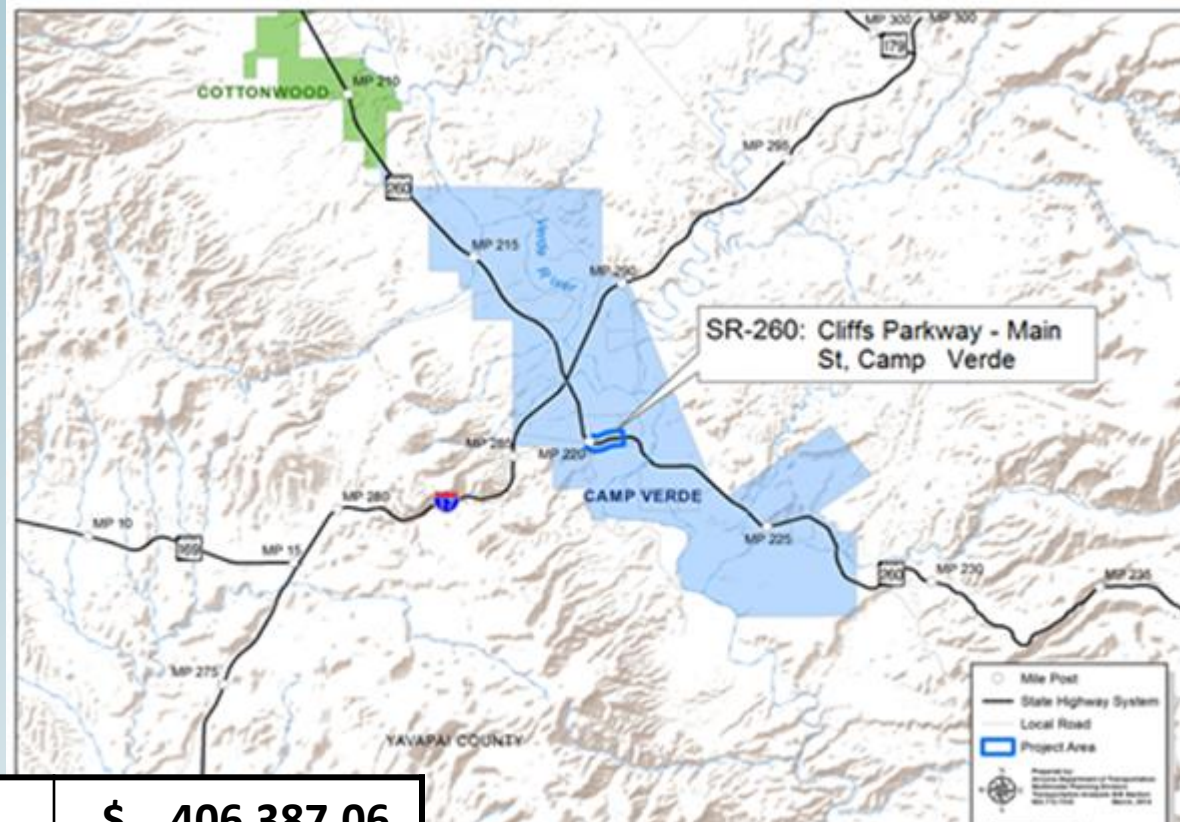


Low Bid	\$ 1,349,271.83
State Estimate	\$ 1,457,563.50
\$ Under	(\$ 108,291.67)
% Under	(7.4%)

- Reasons for Difference:**
- Asphaltic Concrete Paving
 - Aggregate Base and Geogrid



Agenda Item 3w: SR260



Low Bid	\$ 406,387.06
State Estimate	\$ 445,725.00
\$ Under	(\$ 39,337.94)
% Under	(8.8%)

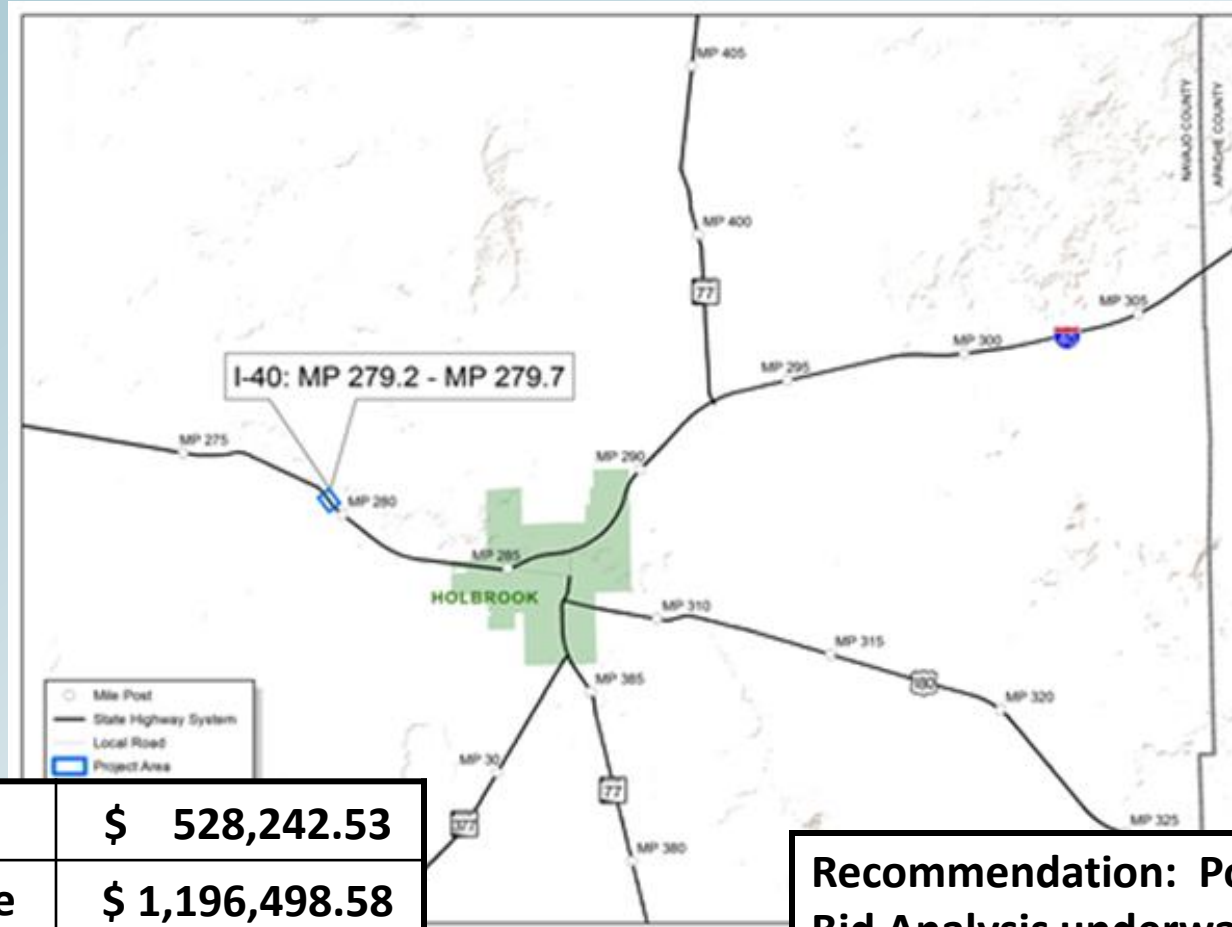
Recommendation: Award

Reasons for Difference:

- Earthwork
- Misc. Concrete Items



Agenda Item 10a: I40



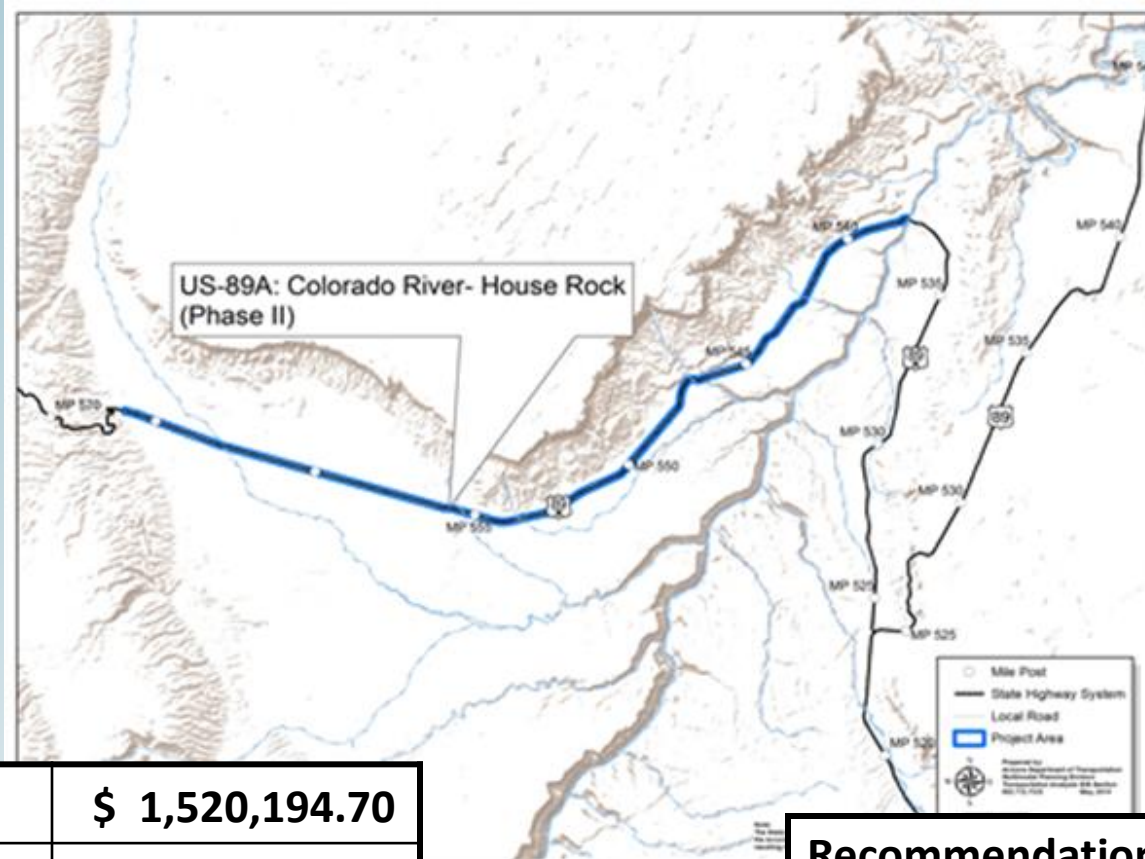
Low Bid	\$ 528,242.53
State Estimate	\$ 1,196,498.58
\$ Under	(\$ 668,256.05)
% Under	(55.9%)

Recommendation: Postpone Bid Analysis underway
Reasons for Difference:

- Roadway Excavation



Agenda Item 10b: US89A



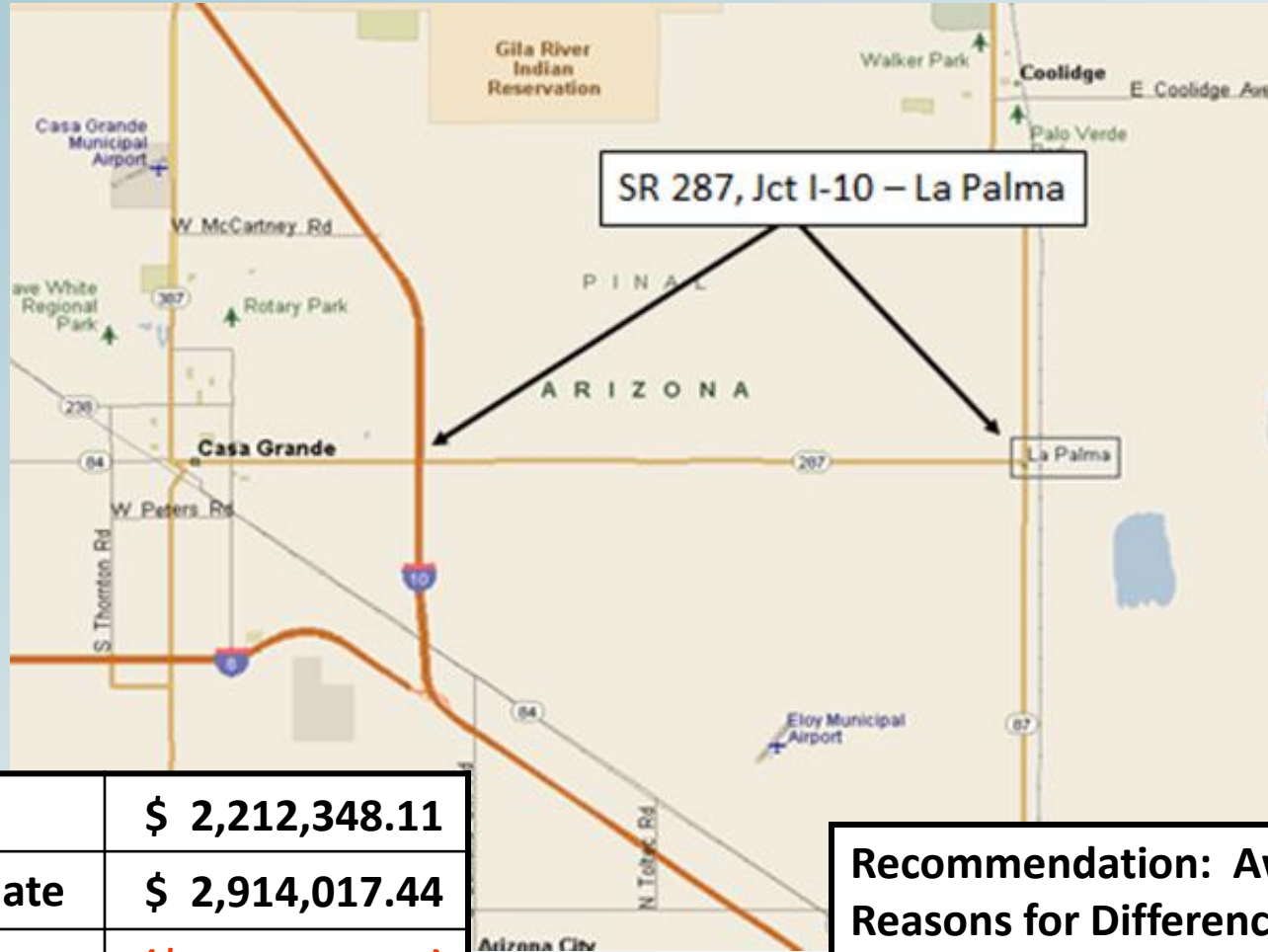
Low Bid	\$ 1,520,194.70
State Estimate	\$ 1,932,691.05
\$ Under	(\$ 412,496.35)
% Under	(21.3%)

Recommendation: Award
Reasons for Difference:

- Structural Concrete
- Steel Reinforcing



Agenda Item 10c: SR287



SR 287, Jct I-10 – La Palma

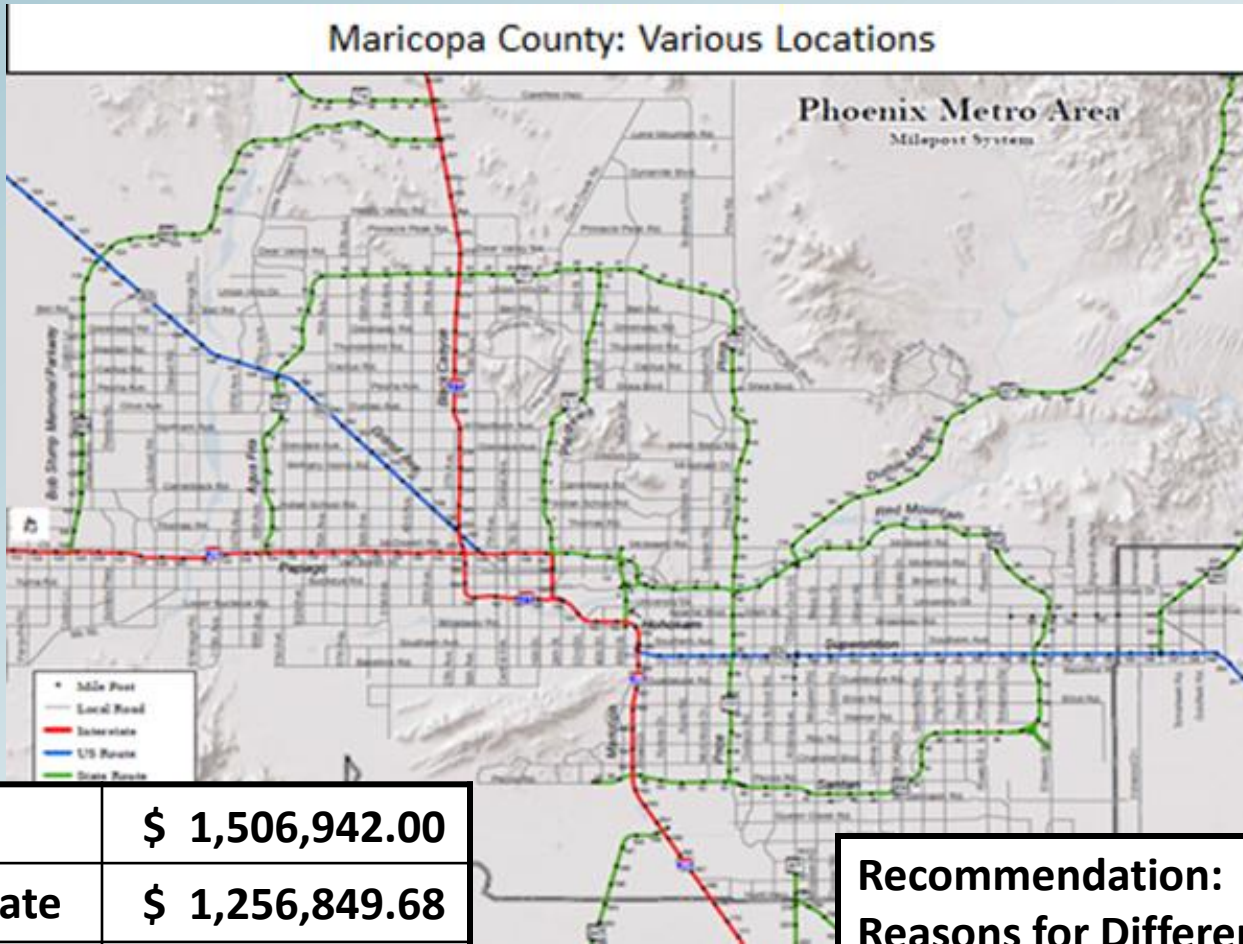
Low Bid	\$ 2,212,348.11
State Estimate	\$ 2,914,017.44
\$ Under	(\$ 701,669.33)
% Under	(24.1%)

Recommendation: Award
Reasons for Difference:

- Milling
- Asphalt Binder & AC Paving



Agenda Item 10d: Local



Low Bid	\$ 1,506,942.00
State Estimate	\$ 1,256,849.68
\$ Over	\$ 250,092.32
% Over	19.9%

Recommendation: Award
Reasons for Difference:

- Loop Detector Leads
- Miscellaneous Electrical